



## 2018 Indoor Track &amp; Field, Week #2

## Men's 60 Meters

<b>1</b>		<b>Barton (Kan.) CC</b>	<b>27.05</b>	
LW: --		average 6.76		
2	Terence WARE	SO	6.65cA (6.63)	1/19
5	Christian LYON	SO	6.73	1/27
10	Demetri KEATON	FR	6.80	1/27
17	Samson COLBROOKE	SO	6.87	1/12
<b>2</b>		<b>Western Texas</b>	<b>27.26</b>	
LW: --		average 6.82		
3	Emmanuel YEBOAH	FR	6.69cA (6.67)	1/19
5	Shivnarine SMALLING	SO	6.73cA (6.71)	1/19
11	Jaquone HOYTE	FR	6.82cA (6.80)	1/26
42	Khamal STEWART-BAYNES	FR	7.02cA (7.00)	1/19
<b>3</b>		<b>Iowa Central CC</b>	<b>27.50</b>	
LW: --		average 6.88		
4	Bryant BROWN	SO	6.71	1/27
23	Phemelo MATLHABE	FR	6.91	1/20
27	Cary LOCKHART	FR	6.94	1/26
27	Akeem BRADSHAW	FR	6.94	1/20
<b>4</b>		<b>Hutchinson (Kan.) CC</b>	<b>27.63</b>	
LW: --		average 6.91		
12	Kadrin WILLIAMS	SO	6.83c (6.35(55))	1/13
13	Devon HENDERSON	SO	6.84c (6.36(55))	1/13
27	Alex GRAYS	FR	6.94c (6.45(55))	1/13
42	Denilson WHITMORE	FR	7.02c (6.53(55))	1/13
<b>5</b>		<b>Meridian (Miss.) CC</b>	<b>27.71</b>	
LW: --		average 6.93		
17	Javin ARRINGTON	FR	6.87	1/12
17	Marcus REAVES	SO	6.87	1/19
23	Terry CONWELL	FR	6.91	1/12
53	Marcus JACKSON	FR	7.06	1/28
<b>6</b>		<b>Coffeyville (Kan.) CC</b>	<b>27.73</b>	
LW: --		average 6.93		
14	Trentavious HARRIS	FR	6.85	1/20
17	Tyrone THORNTON	FR	6.87	1/20
38	Benjamin AIDOO	SO	7.00	1/20
40	Aaron CHARLTON	FR	7.01	1/27
<b>7</b>		<b>Hinds (Miss.) CC</b>	<b>27.76</b>	
LW: --		average 6.94		
16	Khance MEYERS	FR	6.86	1/19
25	Diamantae GRIFFIN	FR	6.93	1/19
35	Marquel PITTMAN	FR	6.98	1/19
37	Japheth MORRIS	FR	6.99	1/19
<b>8</b>		<b>Iowa Western CC</b>	<b>27.80</b>	
LW: --		average 6.95		
7	Vincent GORDON	SO	6.77	1/12
31	Denzel DOWNING	FR	6.96	1/27
42	Jordan MINNIS	SO	7.02	1/19
50	Marcus KLEIN	SO	7.05	1/25
<b>9</b>		<b>Indian Hills (Iowa) CC</b>	<b>28.07</b>	
LW: --		average 7.02		
22	Joshua RAPHAEL	FR	6.89	1/25
48	Bernard MCCANN III	FR	7.04	1/25
53	Mason LANHART	FR	7.06	12/9
58	Jovan PARKS	FR	7.08	12/9
<b>10</b>		<b>Arkansas Baptist</b>	<b>28.15</b>	
LW: --		average 7.04		
7	Kasaun JAMES	SO	6.77c (6.29(55))	1/26
53	Ken JOHNSON	FR	7.06c (6.56(55))	1/26
68	Travean CALDWELL	SO	7.11c (6.61(55))	1/26
104	Kentarious COBB	SO	7.21c (6.70(55))	1/26
<b>11</b>		<b>Highland (Kan.) CC</b>	<b>28.16</b>	
LW: --		average 7.04		
21	SenQuavious JOHNSON	SO	6.88	1/19
42	Dante THOMAS	FR	7.02	1/19
63	Mikale HART	FR	7.09c (6.59(55))	1/13
86	Duante WALKER	FR	7.17c (6.67(55))	1/13
<b>12</b>		<b>Central Arizona</b>	<b>28.22</b>	
LW: --		average 7.06		
9	Ray WELLS JR	SO	6.79	1/20
63	Talib MUDIWA	FR	7.09	1/20
83	Tavian ROSS	SO	7.16	1/26
92	Isaiah FORD	SO	7.18	1/26
<b>13</b>		<b>Mesa (Ariz.) CC</b>	<b>28.32</b>	
LW: --		average 7.08		
35	Alex KELLYBREW	SO	6.98	1/26
48	Jaylen HIGGINS	SO	7.04	1/20
75	Adrian ADAMS	FR	7.13	1/26
86	Marcus NAISANT	FR	7.17	1/26
<b>14</b>		<b>South Plains (Texas)</b>	<b>28.48</b>	
LW: --		average 7.12		
25	Brandon LETTS	FR	6.93cA (6.91)	1/26
31	Andre EDWARDS	FR	6.96cA (6.94)	1/26
121	Asani HYLTON	FR	7.28cA (7.26)	1/26
124	Mark ADAMS	FR	7.31cA (7.29)	1/26
<b>15</b>		<b>Paradise Valley (Ariz.)</b>	<b>28.55</b>	
LW: --		average 7.14		
33	William NICHOLSON	SO	6.97	1/20
76	Calvin WILSON	FR	7.14	1/20
107	Tim WHITE	FR	7.22	1/20
107	Connor WILLIAMSON	SO	7.22	1/26
<b>16</b>		<b>Pratt (Kan.) CC</b>	<b>28.57</b>	
LW: --		average 7.14		
14	Dorson ST.PHARD	FR	6.85	1/26
86	Anthony PAUL	SO	7.17	1/26
113	Yves CHERUBIN	FR	7.23	1/26
128	Juvens PIERRE	SO	7.32	1/26



## 2018 Indoor Track &amp; Field, Week #2

## Men's 200 Meters

<b>1</b>		<b>Barton (Kan.) CC</b>	<b>1:26.76</b>
LW: --		average 21.69	
4	Dartez HAMLIN	FR 21.39cA (21.32)	1/19
8	Christian LYON	SO 21.58cA (21.51)	1/19
12	Darien WELLS	FR 21.76cA (21.69)	1/19
21	Demetri KEATON	FR 22.03	1/27

<b>2</b>		<b>Arkansas Baptist</b>	<b>1:27.00</b>
LW: --		average 21.75	
1	Kasaun JAMES	SO 20.82cf (21.19)	1/26
10	Travean CALDWELL	SO 21.71cf (22.09)	1/26
15	Ken JOHNSON	FR 21.87cf (22.26)	1/26
62	Kentarious COBB	SO 22.60cf (23.00)	1/26

<b>3</b>		<b>Iowa Central CC</b>	<b>1:27.57</b>
LW: --		average 21.89	
5	Malik BEVERLY	SO 21.43	1/27
17	Phemelo MATLHABE	FR 21.95	1/20
25	Bryant BROWN	SO 22.09	1/27
26	Cary LOCKHART	FR 22.10cf (22.49)	1/26

<b>4</b>		<b>Hinds (Miss.) CC</b>	<b>1:27.81</b>
LW: --		average 21.95	
3	Khance MEYERS	FR 21.33	1/28
22	Marquel PITTMAN	FR 22.05	1/28
23	Diamantae GRIFFIN	FR 22.07	1/28
44	Nathaniel HUGGINS	SO 22.36	1/28

<b>5</b>		<b>Coffeyville (Kan.) CC</b>	<b>1:28.05</b>
LW: --		average 22.01	
11	Jermaine HOLT	SO 21.74 OT	1/27
14	Brad ALEXANDER	SO 21.78	1/12
26	Tyrone THORNTON	FR 22.10 OT	1/27
48	Trentavious HARRIS	FR 22.43 OT	1/27

<b>6</b>		<b>Western Texas</b>	<b>1:28.44</b>
LW: --		average 22.11	
7	Khamal STEWART-BAYNES	FR 21.54cA (21.47)	1/19
18	Emmanuel YEBOAH	FR 21.97cA (21.90)	1/19
53	Jaquone HOYTE	FR 22.45cA (22.38)	1/19
57	Gabriel WALKER	SO 22.48cA (22.41)	1/26

<b>7</b>		<b>Iowa Western CC</b>	<b>1:28.50</b>
LW: --		average 22.13	
6	Vincent GORDON	SO 21.53	1/19
32	Jordan MINNIS	SO 22.21	1/19
43	Renardo WILSON	SO 22.35 OT	1/27
46	Daiten RHONE	SO 22.41 OT	1/27

<b>8</b>		<b>Indian Hills (Iowa) CC</b>	<b>1:28.56</b>
LW: --		average 22.14	
20	Joshua RAPHAEL	FR 22.02cf (22.41)	1/25
30	Brieon RANDLE	SO 22.16cf (22.55)	1/20
31	Jovan PARKS	FR 22.17cf (22.56)	1/20
32	Raykwon MCCLENNY	FR 22.21cf (22.60)	1/25

<b>9</b>		<b>Hutchinson (Kan.) CC</b>	<b>1:28.83</b>
LW: --		average 22.21	
16	Alex GRAYS	FR 21.90cf (22.29)	1/25
38	Denilson WHITMORE	FR 22.25cu (22.94)	1/13
41	Kadrin WILLIAMS	SO 22.34cu (23.03)	1/13
41	Donovan WHITMORE	FR 22.34cf (22.74)	1/25

<b>10</b>		<b>Monroe (N.Y.)</b>	<b>1:29.49</b>
LW: --		average 22.37	
2	Elijah YOUNG	SO 21.23	1/26
47	Odane ARTWELL	SO 22.42	1/26
70	Armon KELLEY	SO 22.69	1/26
97	Timothy EPPS	SO 23.15	1/13

<b>11</b>		<b>Central Arizona</b>	<b>1:29.67</b>
LW: --		average 22.42	
12	Ray WELLS JR	SO 21.76	1/20
39	Grayling DAVIS	SO 22.26	1/26
73	Talib MUDIWA	FR 22.76	1/26
76	Isaiah FORD	SO 22.89	1/26

<b>12</b>		<b>Pratt (Kan.) CC</b>	<b>1:29.69</b>
LW: --		average 22.42	
28	Anthony PAUL	SO 22.13cf (22.52)	1/20
37	Dorson ST.PHARD	FR 22.23cf (22.62)	1/26
65	Robert MASTON	FR 22.66cf (23.06)	1/26
68	Christopher MCENERY	SO 22.67cf (23.07)	1/26

<b>13</b>		<b>Highland (Kan.) CC</b>	<b>1:29.78</b>
LW: --		average 22.45	
29	SenQuavious JOHNSON	SO 22.14cf (22.53)	1/25
40	Mikale HART	FR 22.28cf (22.67)	1/19
48	Duante WALKER	FR 22.43cu (23.12)	1/13
81	Dante THOMAS	FR 22.93cu (23.34)	1/6

<b>14</b>		<b>Mesa (Ariz.) CC</b>	<b>1:30.58</b>
LW: --		average 22.65	
19	Alex KELLYBREW	SO 21.99	1/26
71	Carver DUMAS	SO 22.75	1/20
75	Idriss KONZIVENET	FR 22.85	1/26
86	Jaylen HIGGINS	SO 22.99	1/26

<b>15</b>		<b>Hawkeye (Iowa) CC</b>	<b>1:30.82</b>
LW: --		average 22.71	
32	Brandon BEARD	FR 22.21cf (22.60)	1/13
60	Kenneth BEARD	FR 22.56cf (22.96)	1/13
81	Riley LITTLE	FR 22.93cf (23.34)	1/20
95	Collin CONGER	FR 23.12cf (23.53)	1/20

<b>16</b>		<b>Pima (Ariz.) CC</b>	<b>1:31.77</b>
LW: --		average 22.94	
64	Dariun GLOVER	FR 22.62	1/26
76	Duan GRANT	FR 22.89	1/26
88	Isaiah MARTIN	SO 23.01	1/20
107	DeShawn GILL	FR 23.25	1/26



## 2018 Indoor Track &amp; Field, Week #2

## Men's 400 Meters

<b>1</b>	<b>Meridian (Miss.) CC</b>	<b>3:15.49</b>
LW: --		average 48.87
1	James BURNETT SO	46.92 1/28
6	Leander FORBES FR	47.99 1/19
10	Terry CONWELL FR	48.54 1/19
80	Andre BURRELL SO	52.04 1/19

<b>2</b>	<b>Barton (Kan.) CC</b>	<b>3:15.85</b>
LW: --		average 48.96
13	Darien WELLS FR	48.84cA (48.73) 1/19
14	Travis HUGG FR	48.85cA (48.74) 1/19
18	Kyle MASON SO	49.02cA (48.91) 1/19
20	Hilton MCCLAIN SO	49.14cA (49.03) 1/19

<b>3</b>	<b>Coffeyville (Kan.) CC</b>	<b>3:16.37</b>
LW: --		average 49.09
2	Jermaine HOLT SO	47.17 OT 1/27
10	Julien GILLUM FR	48.54 OT 1/27
41	Patrick ROGERS FR	50.31 OT 1/27
43	Princeton LIGGINS SO	50.35 OT 1/27

<b>4</b>	<b>Hinds (Miss.) CC</b>	<b>3:17.29</b>
LW: --		average 49.32
9	Cruz MAGEE FR	48.14 1/28
25	Zacharey GOODMAN FR	49.43 1/28
27	Nathaniel HUGGINS SO	49.50 1/19
38	Keshun REED SO	50.22 1/19

<b>5</b>	<b>Arkansas Baptist</b>	<b>3:17.29</b>
LW: --		average 49.32
3	Kasaun JAMES SO	47.46cf (48.21) 1/26
5	Travean CALDWELL SO	47.67cf (48.43) 1/26
56	Garrett SLAUGHTER SO	50.90cf (51.71) 1/26
65	Ken JOHNSON FR	51.26cf (52.07) 1/26

<b>6</b>	<b>Monroe (N.Y.)</b>	<b>3:18.98</b>
LW: --		average 49.75
4	Elijah YOUNG SO	47.52 1/26
39	Timothy EPPS SO	50.23 1/26
48	Donte Rolley WILLIAMS SO	50.44 1/19
53	Yardley PIERRE-LOUIS SO	50.79 1/26

<b>7</b>	<b>Iowa Western CC</b>	<b>3:20.01</b>
LW: --		average 50.00
6	Vincent GORDON SO	47.99 OT 1/27
15	Jordan MINNIS SO	48.86 OT 1/27
69	Aaron JOHNSON FR	51.33 1/19
75	Corey FOLDS FR	51.83 1/19

<b>8</b>	<b>Iowa Central CC</b>	<b>3:20.96</b>
LW: --		average 50.24
12	Vincent NOTZ FR	48.80 1/20
35	Ndiaga SECK SO	50.02 1/27
51	Thomas ZOR SO	50.64 1/20
70	Kane VIRTUE SO	51.50 1/20

<b>9</b>	<b>Hawkeye (Iowa) CC</b>	<b>3:21.58</b>
LW: --		average 50.40
21	Brandon BEARD FR	49.15cf (49.93) 1/25
47	Kenneth BEARD FR	50.41cf (51.21) 1/20
56	Jack JENSEN FR	50.90cf (51.71) 1/25
62	Cole WILLERT FR	51.12cf (51.93) 1/25

<b>10</b>	<b>Indian Hills (Iowa) CC</b>	<b>3:23.08</b>
LW: --		average 50.77
29	Brieon RANDLE SO	49.54cf (50.33) 1/20
32	Jovan PARKS FR	49.57cf (50.36) 1/25
64	Jeremy LEATH FR	51.25cf (52.06) 1/20
97	David BUCKNER FR	52.72cf (53.56) 1/25

<b>11</b>	<b>Central Arizona</b>	<b>3:24.26</b>
LW: --		average 51.07
17	Tavian ROSS SO	48.99 1/26
33	Grayling DAVIS SO	49.78 1/20
52	Veto VIRGIN FR	50.70 1/26
127	Sean NEELY FR	54.79 1/20

<b>12</b>	<b>Highland (Kan.) CC</b>	<b>3:24.73</b>
LW: --		average 51.18
43	Xavian POWELL FR	50.35cf (51.15) 1/25
63	Mytavious CARRIGAN FR	51.20cu (52.53) 1/13
67	Tre'Nez WILKINSON FR	51.28cu (52.61) 1/13
76	Curtis ALLEN SO	51.90cf (52.72) 1/25

<b>13</b>	<b>Pratt (Kan.) CC</b>	<b>3:24.86</b>
LW: --		average 51.22
31	Christopher MCENERY SO	49.56cf (50.35) 1/26
50	Robert MASTON FR	50.46cf (51.26) 1/26
72	Darius RUFF FR	51.61cf (52.43) 1/26
105	Dalvin RUFF FR	53.23cf (54.08) 1/20

<b>14</b>	<b>Cloud County (Kan.) CC</b>	<b>3:27.81</b>
LW: --		average 51.95
34	Darrien LIPSCOMB SO	49.97cf (50.76) 1/25
40	Lesley MAHLAKOANE FR	50.30cf (51.10) 1/25
58	Tanner BROWN FR	50.92cf (51.73) 1/20
144	Deontre HARDIMAN FR	56.62cf (57.52) 1/20

<b>15</b>	<b>Pima (Ariz.) CC</b>	<b>3:28.95</b>
LW: --		average 52.24
74	Adrian WATSON FR	51.77 1/26
77	Robert WILLIAMS FR	51.97 1/20
88	Issa ABDIKADIR FR	52.31 1/26
101	Darius GLOVER FR	52.90 1/20

<b>16</b>	<b>North Iowa Area CC</b>	<b>3:30.65</b>
LW: --		average 52.66
84	Ethan KLASI SO	52.26cf (53.09) 1/25
85	Prince BODUO FR	52.28cf (53.11) 1/25
99	Kyle YOUNKER FR	52.86cf (53.70) 1/25
106	Scott HENGESTEG SO	53.25cf (54.10) 1/25



## 2018 Indoor Track &amp; Field, Week #2

## Men's 600 Meters

<b>1</b>		<b>Barton (Kan.) CC</b>	<b>5:26.39</b>
LW: --		average 1:21.60	
5	Michale REYES	SO	1:19.85 1/19
8	Kenroy WILLIAMS	FR	1:20.24 1/19
18	Adriano GUMBS	FR	1:22.30 1/27
30	Hilton MCCLAIN	SO	1:24.00 1/27

<b>2</b>		<b>Coffeyville (Kan.) CC</b>	<b>5:29.50</b>
LW: --		average 1:22.38	
7	Jermaine HOLT	SO	1:20.16cf (:12.64(600)) 1/20
14	Julien GILLUM	FR	1:21.71 1/12
25	Jon SYLVESTER	FR	1:22.80 1/12
43	Dodley THERMITUS	FR	1:24.83 1/12

<b>3</b>		<b>Iowa Central CC</b>	<b>5:31.45</b>
LW: --		average 1:22.86	
4	Ndiaga SECK	SO	1:19.75 1/20
19	Isaiah NICHOLAS	SO	1:22.48cf (1:23.71) 1/26
28	Mel OBADIAH	FR	1:23.46cf (1:24.71) 1/26
49	Isaac ANTENOR	SO	1:25.76 1/20

<b>4</b>		<b>Cloud County (Kan.) CC</b>	<b>5:37.59</b>
LW: --		average 1:24.40	
12	Stephen MARINDICH	SO	1:20.91cf (:13.32(600)) 1/20
16	Tanner BROWN	FR	1:22.10cf (:14.40(600)) 1/25
38	Omari MILLER	FR	1:24.55cf (:16.62(600)) 1/25
87	Deontre HARDIMAN	FR	1:30.03cf (:21.59(600)) 1/25

<b>5</b>		<b>Iowa Western CC</b>	<b>5:37.66</b>
LW: --		average 1:24.42	
11	Renardo WILSON	SO	1:20.81 1/19
33	Marcus KLEIN	SO	1:24.05c (1:25.31) 1/6
52	Michael MCCALL	FR	1:25.86c (:16.66(600)) 1/27
62	Corey FOLDS	FR	1:26.94c (1:28.24) 1/6

<b>6</b>		<b>Central Arizona</b>	<b>5:38.05</b>
LW: --		average 1:24.51	
23	Grayling DAVIS	SO	1:22.67 1/26
40	Veto VIRGIN	FR	1:24.77 1/20
42	Tavian ROSS	SO	1:24.81 1/20
51	Tarique MOSES	SO	1:25.80 1/20

<b>7</b>		<b>Cowley (Kan.)</b>	<b>5:38.57</b>
LW: --		average 1:24.64	
17	Morris WYNN	FR	1:22.14cf (:14.43(600)) 1/25
24	Tanner BLACKMORE	FR	1:22.74cf (:14.98(600)) 1/25
37	Jakalub RHODES	SO	1:24.42cf (:16.50(600)) 1/25
79	Ky MANN	FR	1:29.27cf (:20.90(600)) 1/20

<b>8</b>		<b>Pratt (Kan.) CC</b>	<b>5:42.62</b>
LW: --		average 1:25.66	
21	Christopher MCENERY	SO	1:22.57cf (:14.83(600)) 1/20
31	Robert MASTON	FR	1:24.01cf (:16.13(600)) 1/20
70	Joshua MITCHELL	FR	1:27.82cf (1:29.14) 1/26
74	William CHARLES	FR	1:28.22cf (1:29.54) 1/26

<b>9</b>		<b>Monroe (N.Y.)</b>	<b>5:43.87</b>
LW: --		average 1:25.97	
3	Kasique OLIVER	SO	1:19.65c (:03.21(500)) 1/26
34	Donte Rolley WILLIAMS	SO	1:24.26c (:06.87(500)) 1/26
68	Emilio WILSON - KING	SO	1:27.51c (:09.45(500)) 1/13
104	Michael BAKER	SO	1:32.45c (:13.37(500)) 1/12

<b>10</b>		<b>Vincennes (Ind.)</b>	<b>5:43.95</b>
LW: --		average 1:25.99	
20	Kevin JOHNSON	SO	1:22.49cf (1:23.73) 1/26
21	Marlowe MOSLEY	SO	1:22.57cf (1:23.81) 1/26
63	Maurshawnee WHITE	SO	1:27.05cf (1:28.35) 1/20
103	Cambrin DIXON	FR	1:31.84cf (1:33.22) 1/26

<b>11</b>		<b>North Iowa Area CC</b>	<b>5:44.94</b>
LW: --		average 1:26.24	
35	Akahnni DELGADO	FR	1:24.36cf (1:25.62) 1/25
36	David CARTER	SO	1:24.38cf (1:25.64) 1/20
59	Daniel HENNIGAR	FR	1:26.71cf (1:28.01) 1/25
81	Logan DALBECK	FR	1:29.49cf (1:30.83) 1/13

<b>12</b>		<b>Hawkeye (Iowa) CC</b>	<b>5:48.96</b>
LW: --		average 1:27.24	
44	Konner ROTH	FR	1:24.95cf (1:26.22) 1/20
47	Jack JENSEN	FR	1:25.50cf (1:26.78) 1/13
78	Avery MOORE	FR	1:29.18cf (1:30.52) 1/25
80	Conner RIEHM	FR	1:29.33cf (1:30.67) 1/25

<b>13</b>		<b>Glendale (Ariz.) CC</b>	<b>6:06.72</b>
LW: --		average 1:31.68	
50	Daniel AVILA	SO	1:25.78 1/26
92	Marcel YOUNG	FR	1:30.64 1/26
95	Brandon JIRAK	FR	1:30.83 1/26
114	Tre'von JOHNS	FR	1:39.47 1/26



## 2018 Indoor Track &amp; Field, Week #2

## Men's 800 Meters

<b>1</b>		<b>Cloud County (Kan.) CC</b>	<b>7:52.26</b>
LW: --		average 1:58.07	

6	Stephen MARINDICH	SO	1:55.04	1/12
7	Longins KOURI	FR	1:55.58cf (1:57.23)	1/25
29	Moses DIRANE	SO	1:59.45cf (2:01.15)	1/20
52	Tanner BROWN	FR	2:02.19	1/12

<b>2</b>	<b>Monroe (N.Y.)</b>	<b>7:52.46</b>
LW: --		average 1:58.12

2	Kasique OLIVER	SO	1:51.47	1/26
19	Thapelo MAKOFANE	FR	1:57.65	1/26
20	James MAJENGE	SO	1:57.74	1/19
78	Shaquille BARZEY	FR	2:05.60	1/26

<b>3</b>	<b>Meridian (Miss.) CC</b>	<b>7:53.97</b>
LW: --		average 1:58.49

12	Michael WEAVER	FR	1:56.70	1/28
21	Micah BRITTON	SO	1:58.07	1/28
29	Devin MARTIN	FR	1:59.45	1/13
33	Jesse APPLEWHITE	FR	1:59.75	1/28

<b>4</b>		<b>South Plains (Texas)</b>	<b>7:57.27</b>
LW: --		average 1:59.32	

14	Montel HOOD	SO	1:57.06c (1:57.40)	1/26
15	Dekaryea FREEMAN	SO	1:57.13c (1:57.47)	1/26
37	Ulises CARDOZA	FR	2:00.36c (2:00.71)	1/26
58	Myles SCOTT	SO	2:02.72c (2:03.07)	1/26

<b>5</b>		<b>Iowa Central CC</b>	<b>7:57.34</b>
LW: --		average 1:59.33	

25	Chris WIGNALL	FR	1:58.98cf (2:00.68)	1/26
28	Isaiah NICHOLAS	SO	1:59.10	1/20
31	Mel OBADIAH	FR	1:59.47	1/20
34	Chase BULTEN	SO	1:59.79cf (2:01.50)	1/26

<b>6</b>	<b>Allen (Kan.) CC</b>	<b>7:57.87</b>
LW: --		average 1:59.47

3	Anthony GLASGOW	SO	1:54.07	1/27
10	Ryan YARDE	SO	1:56.17	1/27
55	Kyle RADER	FR	2:02.30cf (2:04.05)	1/25
74	Travis LENZ	FR	2:05.33cf (2:07.12)	1/25

<b>7</b>	<b>Macomb (Mich.) CC</b>	<b>8:01.65</b>
LW: --		average 2:00.41

9	Chase FEDOLAK	FR	1:56.15	12/1
40	Dan WESTARB	FR	2:00.85	1/26
49	Andrew ELLICOTT	SO	2:01.79	1/19
60	Jarred JOLLEY	FR	2:02.86	1/26

<b>8</b>	<b>Pima (Ariz.) CC</b>	<b>8:08.06</b>
LW: --		average 2:02.02

17	Collin DYLLA	SO	1:57.35	1/26
26	Gabe ATCHLEY	SO	1:59.08	1/26
45	Victor BUSTAMANTE	SO	2:01.47	1/26
114	Connor DEAKIN	FR	2:10.16	1/26

<b>9</b>	<b>Mesa (Ariz.) CC</b>	<b>8:08.28</b>
LW: --		average 2:02.07

41	Luke JERNIGAN	FR	2:00.92	1/26
42	Carlos BUGDUD BUENO	FR	2:00.94	1/26
56	Casey BROWN	FR	2:02.43	1/26
64	Kyle GALLAGHER	FR	2:03.99	1/26

<b>10</b>	<b>Hawkeye (Iowa) CC</b>	<b>8:09.34</b>
LW: --		average 2:02.34

22	Konner ROTH	FR	1:58.30cf (1:59.99)	1/25
38	David THOMPSON	FR	2:00.44cf (2:02.16)	1/20
72	Houstyn PHINNEY	FR	2:05.18cf (2:06.97)	1/25
76	Malcolm MYERS	FR	2:05.42cf (2:07.21)	1/13

<b>11</b>	<b>Vincennes (Ind.)</b>	<b>8:12.16</b>
LW: --		average 2:03.04

24	Jacob ADAMS	FR	1:58.71cf (2:00.40)	1/26
63	Josh HODGE	FR	2:03.82cf (2:05.59)	1/26
66	Curtis WETZEL	FR	2:04.46cf (2:06.24)	1/26
71	Collin ZOLLMAN	SO	2:05.17cf (2:06.96)	1/20

<b>12</b>	<b>Coffeyville (Kan.) CC</b>	<b>8:15.65</b>
LW: --		average 2:03.91

35	Jerrell HUNTER	FR	1:59.92	1/27
59	Wilder FENELUS	FR	2:02.77	1/12
75	La'Corian BALLARD	FR	2:05.38	1/12
89	E'Manuel GODFREY	SO	2:07.58	1/27

<b>13</b>	<b>Southern Idaho</b>	<b>8:18.07</b>
LW: --		average 2:04.52

50	Clayton VANDYKE	FR	2:01.86	1/20
68	Ethan HURST	FR	2:04.60	1/20
69	Kellis JOHNSON	FR	2:04.98	1/20
86	Riley TAYLOR	FR	2:06.63	1/20

<b>14</b>	<b>North Iowa Area CC</b>	<b>8:26.02</b>
LW: --		average 2:06.50

47	Brian JACQUES	FR	2:01.61cf (2:03.35)	1/20
77	Daniel HENNIGAR	FR	2:05.58cf (2:07.37)	1/20
105	Hunter FILLOON	FR	2:09.16cf (2:11.00)	1/20
107	Canyon KUHLMANN	SO	2:09.67cf (2:11.52)	1/25

<b>15</b>	<b>Pratt (Kan.) CC</b>	<b>8:31.24</b>
LW: --		average 2:07.81

48	Elijah BATTLE	FR	2:01.71cf (2:03.45)	1/20
95	Logan KRENN	SO	2:08.04cf (2:09.87)	1/20
112	Xavier ORTIZ	FR	2:10.14cf (2:12.00)	1/20
117	Joshua MITCHELL	FR	2:11.35cf (2:13.22)	1/20

<b>16</b>	<b>Indian Hills (Iowa) CC</b>	<b>8:37.42</b>
LW: --		average 2:09.35

8	Chris KUBLI	FR	1:56.12cf (1:57.78)	1/20
104	Clayton GRAINGER	FR	2:09.04cf (2:10.88)	1/25
118	Cameron SCHROEDER	FR	2:11.83cf (2:13.71)	1/20
138	garrett HINSON	SO	2:20.43cf (2:22.43)	1/20



## 2018 Indoor Track &amp; Field, Week #2

## Men's 1000 Meters

<b>1</b>		<b>Cloud County (Kan.) CC</b>	<b>10:19.0</b>
LW: --		average 2:34.77	
2	Moses DIRANE	SO	2:27.03cf (2:29.05) 1/25
3	Stephen MARINDICH	SO	2:29.77cf (2:31.83) 1/25
5	Thobile MOSITO	SO	2:31.63cf (2:33.72) 1/25
52	Anthony NUNEZ	SO	2:50.64 1/12

<b>2</b>	<b>Monroe (N.Y.)</b>	<b>10:38.2</b>
LW: --		average 2:39.57
4	James MAJENGE	SO 2:30.64 1/26
10	Thapelo MAKOFANE	FR 2:34.67 1/13
31	Shaquille BARZEY	FR 2:44.50 1/19
44	Emilio WILSON - KING	SO 2:48.46 1/19

<b>3</b>	<b>Hutchinson (Kan.) CC</b>	<b>10:50.2</b>
LW: --		average 2:42.57
11	Jason LUFT	FR 2:35.60cf (2:37.74) 1/25
25	Connor KAUFMAN	FR 2:42.80c (2:46.22) 1/13
27	Kade GERLACH	FR 2:43.52c (2:46.96) 1/13
40	Tony IBARRA	FR 2:48.34c (2:51.88) 1/13

<b>4</b>	<b>Pima (Ariz.) CC</b>	<b>10:57.9</b>
LW: --		average 2:44.50
15	Collin DYLLA	SO 2:36.24 1/20
28	Gabe ATCHLEY	SO 2:43.59 1/20
33	Victor BUSTAMANTE	SO 2:44.88 1/20
57	Connor DEAKIN	FR 2:53.28 1/20

<b>5</b>	<b>North Iowa Area CC</b>	<b>11:04.8</b>
LW: --		average 2:46.22
17	Blake KELLER	SO 2:37.50cf (2:39.67) 1/20
35	Brian JACQUES	FR 2:44.99cf (2:47.26) 1/13
49	Canyon KUHLMANN	SO 2:49.68cf (2:52.02) 1/20
56	Grant DIEKEN	FR 2:52.71cf (2:55.09) 1/13

<b>6</b>		<b>Highland (Kan.) CC</b>	<b>11:12.7</b>
LW: --		average 2:48.17	
18	Saulo YOEL	FR 2:37.90cf (2:40.07) 1/25	
36	Zekarias PHILIPO	SO 2:45.02c (2:48.49) 1/13	
58	Cole HINTON	SO 2:53.66c (2:56.05) 1/6	
63	Robel TESHFAMICHAEL	FR 2:56.12cf (2:58.54) 1/19	

<b>7</b>		<b>Paradise Valley (Ariz.)</b>	<b>11:18.1</b>
LW: --		average 2:49.54	
29	A MARQUEZ-BARAJAS	SO 2:43.99 1/20	
37	Jason ORTEGA	SO 2:45.99 1/20	
48	Hunter HICKS	SO 2:49.66 1/20	
69	Connor WILLIAMSON	SO 2:58.50 1/26	

<b>8</b>	<b>Glendale (Ariz.) CC</b>	<b>11:29.1</b>
LW: --		average 2:52.29
42	Ben ORRHOD	SO 2:48.40 1/26
47	Brandon JIRAK	FR 2:49.60 1/26
51	Daniel LOZANO	FR 2:50.20 1/26
70	Joel DONGO	FR 3:00.95 1/26

<b>9</b>	<b>Cowley (Kan.)</b>	<b>11:30.2</b>
LW: --		average 2:52.55
23	Andre THOMPSON	FR 2:41.21cf (2:43.43) 1/25
34	Cordale HARRISON	FR 2:44.98cf (2:47.25) 1/25
46	Richardo SANCHEZ	SO 2:48.92 1/12
78	Luke KUFFLER	SO 3:15.10cf (3:17.79) 1/25

<b>10</b>	<b>Mesa (Ariz.) CC</b>	<b>11:30.8</b>
LW: --		average 2:52.72
39	Tristan STELLMACH	FR 2:47.39 1/20
50	Kyle GALLAGHER	FR 2:49.94 1/20
53	Carver DUMAS	SO 2:50.67 1/26
75	Marcus NAISANT	FR 3:02.88 1/26

<b>11</b>	<b>Iowa Western CC</b>	<b>11:51.6</b>
LW: --		average 2:57.90
32	Michael MCCALL	FR 2:44.57c (2:46.84) 1/6
59	Marcus KLEIN	SO 2:54.36cf (2:56.76) 1/25
71	Evan PORTER	FR 3:01.12cf (3:03.61) 1/25
77	Jonathan WHITCOMB	FR 3:11.57cf (3:14.21) 1/25



## 2018 Indoor Track &amp; Field, Week #2

## Men's Mile

<b>1</b>		<b>Iowa Central CC</b>	<b>17:32.0</b>
LW: --		average 4:23.01	
3	Alex SANFORD	SO	4:14.93 1/12
6	Jhordan CCOPE TAPARA	SO	4:21.43 1/20
24	Abdinasir ABDI	SO	4:27.53cf (4:30.94) 1/26
27	Ezekiel KIPCHIRCHIR	SO	4:28.16 1/20

<b>2</b>		<b>Trinidad State (Colo.) J</b>	<b>17:50.3</b>
LW: --		average 4:27.59	
1	Daniel HAYMES	SO	4:14.04c (4:28.61) 12/8
4	Derek HOLDSWORTH	FR	4:15.21c (4:20.89) 1/19
30	Riley ALLEN	FR	4:29.26c (4:44.70) 12/8
110	Brandon CARDENAS	FR	4:51.84c (5:08.58) 12/8

<b>3</b>		<b>South Plains (Texas)</b>	<b>17:54.0</b>
LW: --		average 4:28.52	
5	Andrew BOSQUEZ	FR	4:15.52c (4:18.53) 1/26
34	Jesse MADRID	FR	4:31.47c (4:34.67) 1/26
39	Filmon BEYENE	FR	4:33.03c (4:36.24) 1/26
42	Benjamin RONOHO	FR	4:34.05c (4:37.28) 1/26

<b>4</b>		<b>Allen (Kan.) CC</b>	<b>17:56.5</b>
LW: --		average 4:29.13	
10	Joshua CLETHEN	FR	4:24.26 1/27
21	Joshua DORIA	FR	4:26.73 1/27
35	Yoel YOEL	FR	4:31.89 1/27
40	Jesus GUTIERREZ	SO	4:33.65 1/27

<b>5</b>		<b>Southern Idaho</b>	<b>18:10.0</b>
LW: --		average 4:32.52	
12	Riley TAYLOR	FR	4:24.90 1/20
37	Clayton VANDYKE	FR	4:32.84 1/20
45	Chase BARROW	FR	4:34.82 1/20
50	Ethan HURST	FR	4:37.51 1/20

<b>6</b>		<b>Johnson County (Kan.)</b>	<b>18:21.0</b>
LW: --		average 4:35.26	
25	Duncan GAKURU	FR	4:28.06cf (4:31.48) 1/12
36	Kyle MCROBERTS	SO	4:32.60cf (4:36.07) 1/12
43	Sam HENGELI	FR	4:34.69cf (4:38.19) 1/12
81	Brendan MCROBERTS	SO	4:45.70cf (4:49.34) 1/12

<b>7</b>		<b>Paradise Valley (Ariz.)</b>	<b>18:24.3</b>
LW: --		average 4:36.08	
32	A MARQUEZ-BARAJAS	SO	4:31.03 1/20
38	Jason ORTEGA	SO	4:32.96 1/20
52	Hunter HICKS	SO	4:37.75 1/20
70	Jordan KLEIN	FR	4:42.60 1/26

<b>8</b>		<b>Mesa (Ariz.) CC</b>	<b>18:25.7</b>
LW: --		average 4:36.43	
17	Luke JERNIGAN	FR	4:25.79 1/26
22	Tristan STELLMACH	FR	4:26.88 1/26
49	Kyle GALLAGHER	FR	4:37.04 1/26
119	Dylan KESSLER	SO	4:56.02 1/20

<b>9</b>		<b>Macomb (Mich.) CC</b>	<b>18:26.1</b>
LW: --		average 4:36.54	
20	Chase FEDOLAK	FR	4:26.38 1/19
58	Mitch MACDONALD	FR	4:39.04 1/26
60	Jarred JOLLEY	FR	4:40.08 12/1
62	Riley NICKELL	FR	4:40.66 1/26

<b>10</b>		<b>Hawkeye (Iowa) CC</b>	<b>18:29.1</b>
LW: --		average 4:37.29	
33	David THOMPSON	FR	4:31.42cf (4:34.88) 1/25
54	Malcolm MYERS	FR	4:37.94cf (4:41.48) 1/13
55	Ryan MILLIKIN	FR	4:37.99cf (4:41.53) 1/13
68	Peter TORKLESON	FR	4:41.82cf (4:45.41) 1/25

<b>11</b>		<b>Pima (Ariz.) CC</b>	<b>18:35.2</b>
LW: --		average 4:38.80	
15	Collin DYLLA	SO	4:25.13 1/26
53	Victor BUSTAMANTE	SO	4:37.91 1/26
79	Gabe ATCHLEY	SO	4:44.97 1/26
88	Connor DEAKIN	FR	4:47.19 1/26

<b>12</b>		<b>Hutchinson (Kan.) CC</b>	<b>18:41.8</b>
LW: --		average 4:40.45	
29	Connor KAUFMAN	FR	4:29.25cf (4:32.68) 1/25
69	Kade GERLACH	FR	4:42.20c (4:47.49) 1/13
71	Jared STARK	FR	4:42.76c (4:48.06) 1/13
92	Tony IBARRA	FR	4:47.59c (4:52.98) 1/13

<b>13</b>		<b>North Iowa Area CC</b>	<b>18:46.3</b>
LW: --		average 4:41.58	
13	Brian JACQUES	FR	4:24.96cf (4:28.34) 1/13
46	Abdiaziz WAKO	SO	4:35.75cf (4:39.26) 1/25
78	Logan DALBECK	FR	4:44.94cf (4:48.57) 1/25
129	Grant DIEKEN	FR	5:00.68cf (5:04.51) 1/13

<b>14</b>		<b>Louisburg (N.C.)</b>	<b>18:47.1</b>
LW: --		average 4:41.78	
16	Jack MASTANDREA	SO	4:25.56 1/26
48	Kyle HINSON	FR	4:36.75 1/26
111	Colton JORDAN	SO	4:52.19c (4:55.80) 1/19
113	Anthony HALL	FR	4:52.64c (4:56.26) 1/19

<b>15</b>		<b>Cowley (Kan.)</b>	<b>18:49.9</b>
LW: --		average 4:42.49	
59	Miguel IBARRA	SO	4:39.34cf (4:42.90) 1/25
64	Donte HOWARD	FR	4:41.04 1/12
67	Richardo SANCHEZ	SO	4:41.40cf (4:44.99) 1/25
97	Cordale HARRISON	FR	4:48.17 1/12

<b>16</b>		<b>Indian Hills (Iowa) CC</b>	<b>19:05.2</b>
LW: --		average 4:46.32	
51	garrett HINSON	SO	4:37.66cf (4:41.20) 1/13
74	Zachary HOUGHLAND	SO	4:44.04cf (4:47.66) 1/25
93	Cameron SCHROEDER	FR	4:47.72cf (4:51.39) 1/20
118	Clayton GRAINGER	FR	4:55.87cf (4:59.64) 1/25



## 2018 Indoor Track &amp; Field, Week #2

## Men's 3000 Meters

<b>1</b>		<b>Iowa Central CC</b>	<b>35:03.4</b>
LW: --		average 8:45.87	
4	Ezekiel KIPCHIRCHIR	SO	8:34.58 1/12
5	Jhordan CCOPE TAPARA	SO	8:35.75 1/12
20	Innocent MURWANASHYAKA	FR	8:54.06cf (9:00.27) 1/26
29	Alex SANFORD	SO	8:59.09 1/19

<b>2</b>		<b>South Plains (Texas)</b>	<b>35:14.2</b>
LW: --		average 8:48.56	
3	Felix KOSGEI	SO	8:29.31c (8:35.53) 1/26
9	Andrew BOSQUEZ	FR	8:42.71c (8:49.09) 1/26
33	Filmon BEYENE	FR	9:00.31c (9:06.91) 1/26
34	Jesse MADRID	FR	9:01.90c (9:08.52) 1/26

<b>3</b>		<b>Cloud County (Kan.) CC</b>	<b>35:20.9</b>
LW: --		average 8:50.24	
1	Thobile MOSITO	SO	8:26.54cf (8:32.43) 1/25
10	Moses DIRANE	SO	8:43.39cf (8:49.47) 1/25
28	Thom REYNDERS	FR	8:58.34cf (9:04.60) 1/20
45	Stephen MARINDICH	SO	9:12.68cf (9:19.11) 1/20

<b>4</b>		<b>Paradise Valley (Ariz.)</b>	<b>35:25.6</b>
LW: --		average 8:51.41	
7	Jason ORTEGA	SO	8:41.46 1/26
8	Nicolas CARUSO	FR	8:41.97 1/26
14	A MARQUEZ-BARAJAS	SO	8:49.27 1/26
46	Hunter HICKS	SO	9:12.94 1/26

<b>5</b>	<b>Vincennes (Ind.)</b>	<b>35:35.2</b>	
LW: --		average 8:53.80	
6	Evan FRANKLIN	FR	8:35.80cf (8:41.80) 1/26
11	Marcus GRAHAM	FR	8:44.95cf (8:51.05) 1/26
21	Michael DEMEYER	FR	8:54.18cf (9:00.39) 1/26
57	Seth VAQUERO	FR	9:20.28cf (9:26.79) 1/26

<b>6</b>		<b>Central Arizona</b>	<b>35:59.5</b>
LW: --		average 8:59.89	
16	John NGARUIYA	FR	8:51.94 1/26
17	Ikageng GAOREKWE	FR	8:52.23 1/26
38	Santiago HARDY	FR	9:05.93 1/26
41	Marcos ALCAREZ	FR	9:09.45 1/26

<b>7</b>	<b>Johnson County (Kan.)</b>	<b>36:04.2</b>	
LW: --		average 9:01.07	
18	Sam HENGELI	FR	8:52.62 1/27
19	Kyle MCROBERTS	SO	8:53.88 1/27
23	Duncan GAKURU	FR	8:54.36 1/27
62	Brendan MCROBERTS	SO	9:23.42cf (9:29.97) 1/25

<b>8</b>	<b>Southern Idaho</b>	<b>37:01.3</b>	
LW: --		average 9:15.35	
42	Ezekiel STELZER	FR	9:10.47 1/20
44	Riley TAYLOR	FR	9:12.57 1/12
54	Zachary MONTOYA	FR	9:19.15 1/12
55	Chase BARROW	FR	9:19.20 1/12

<b>9</b>	<b>Cowley (Kan.)</b>	<b>37:37.7</b>	
LW: --		average 9:24.44	
47	Livan AGUILAR	SO	9:13.64cf (9:20.08) 1/25
53	Bryan GUTIERREZ	SO	9:17.40cf (9:23.88) 1/25
56	Garrison BLANTON	FR	9:19.71 1/12
92	Miguel IBARRA	FR	9:47.03cf (9:53.86) 1/25

<b>10</b>	<b>Macomb (Mich.) CC</b>	<b>37:59.2</b>	
LW: --		average 9:29.80	
52	Mitch MACDONALD	FR	9:16.56 1/19
59	Riley NICKELL	FR	9:22.25 1/19
75	Tom SZYMANSKI	FR	9:32.72 12/1
93	Zach MACDONALD	FR	9:47.68 1/19

<b>11</b>	<b>Indian Hills (Iowa) CC</b>	<b>38:29.2</b>	
LW: --		average 9:37.32	
76	garrett HINSON	SO	9:33.46cf (9:40.13) 1/25
77	Zachary HOUGHLAND	SO	9:34.00cf (9:40.67) 1/20
84	Clayton GRAINGER	FR	9:39.41cf (9:46.15) 1/20
87	Cameron SCHROEDER	FR	9:42.40cf (9:49.17) 1/25

<b>12</b>	<b>Hawkeye (Iowa) CC</b>	<b>38:37.8</b>	
LW: --		average 9:39.47	
65	Ryan MILLIKIN	FR	9:25.12cf (9:31.69) 1/25
71	Malcolm MYERS	FR	9:30.66cf (9:37.29) 1/25
80	Peter TORKLESON	FR	9:35.09cf (9:41.78) 1/25
104	Chandler DUNN	FR	10:07.01 (10:14.07) 1/25

<b>13</b>	<b>Glendale (Ariz.) CC</b>	<b>38:58.0</b>	
LW: --		average 9:44.50	
70	Vincent SEVERIETTI	FR	9:30.07 1/26
73	Edgar BARAJAS	FR	9:30.89 1/26
99	Tommy MURILLO	FR	9:56.92 1/20
100	Kenn KOBASHIGAWA	FR	10:00.14 1/20

<b>14</b>	<b>North Iowa Area CC</b>	<b>39:36.0</b>	
LW: --		average 9:54.01	
40	Blake KELLER	SO	9:08.23cf (9:14.60) 1/13
88	Grant DIEKEN	FR	9:42.46cf (9:49.23) 1/20
112	Tyler CRAWFORD	FR	10:15.62 (10:22.78) 1/20
113	Tyson STROMER	FR	10:29.73 (10:37.05) 1/20

<b>15</b>	<b>Mesa (Ariz.) CC</b>	<b>40:08.5</b>	
LW: --		average 10:02.12	
61	David SPEIGHT	FR	9:23.33 1/26
85	Dylan KESSLER	SO	9:40.40 1/26
114	Jose SIQUEIROS	FR	10:32.06 1/20
115	Irvin CERDA	FR	10:32.71 1/20





# 2018 Indoor Track & Field, Week #2

## Men's 3000 Meters

**16** Southwestern (Iowa) C 41:54.8


LW: -- *average 10:28.72*

90	Shane BREHENY	FR	9:44.38cf	(9:51.17)	1/26
91	Kevin DIETRICH	SO	9:46.64cf	(9:53.46)	1/20
97	Chance WEBSTER	SO	9:53.71cf	(10:00.61)	1/26
121	Fernando CAVANZON	FR	12:30.13	(12:38.85)	1/26



# 2018 Indoor Track & Field, Week #2

## Men's 5000 Meters

<b>1</b>		<b>Iowa Central CC</b>	<b>1:2:00.</b>	
LW: --		<i>average 15:30.23</i>		
<b>2</b>	Jhordan CCOPE TAPARA	SO	<b>14:48.82</b>	1/19
<b>6</b>	Ezekiel KIPCHIRCHIR	SO	<b>15:07.64</b>	1/19
<b>12</b>	Peter ESKANDR	SO	<b>15:47.61</b>	1/19
<b>19</b>	Romeo BLACKBURN	SO	<b>16:16.86</b>	1/19

**2018 Indoor Track & Field, Week #2****Men's 60 Meter Hurdles**

<b>1</b>		<b>South Plains (Texas)</b>	<b>33.71</b>	
LW: --		average 8.43		
4	William WATSON	SO	8.01cA (7.99)	1/26
5	Mason WEH	SO	8.09cA (8.07)	1/26
8	Patrick JOHNSON	SO	8.29cA (8.27)	1/26
53	Jonathan WITT	SO	9.32cA (9.30)	1/26
<b>2</b>		<b>Coffeyville (Kan.) CC</b>	<b>33.99</b>	
LW: --		average 8.50		
15	Jonathan GULLATT	FR	8.43	1/20
17	Devontae ARMSTEAD	FR	8.50	1/12
18	Benjamin AIDOO	SO	8.52	1/20
20	Joshua HARPER HARRIS	FR	8.54	1/20
<b>3</b>		<b>Iowa Western CC</b>	<b>34.44</b>	
LW: --		average 8.61		
15	Denzel DOWNING	FR	8.43	1/6
22	Marcus KLEIN	SO	8.57	1/6
28	Jaquon BURNS	FR	8.68	1/27
32	Evan PORTER	FR	8.76	1/19
<b>4</b>		<b>Hutchinson (Kan.) CC</b>	<b>34.59</b>	
LW: --		average 8.65		
6	Tre'juan CASH	FR	8.16	1/25
10	Jeffrey MUIRURI	SO	8.33c (7.73(55))	1/13
42	Kelby LAWRENCE	FR	9.00c (8.36(55))	1/13
44	Derreck BERG	FR	9.10c (8.45(55))	1/13
<b>5</b>		<b>Mesa (Ariz.) CC</b>	<b>36.10</b>	
LW: --		average 9.03		
14	Marcus NAISANT	FR	8.42	1/26
45	Bryce CLEMONS	FR	9.12	1/26
50	Kenneth WILSON	SO	9.28	1/20
50	Carver DUMAS	SO	9.28	1/20
<b>6</b>		<b>Cloud County (Kan.) CC</b>	<b>36.51</b>	
LW: --		average 9.13		
23	Louis HUMBERT	FR	8.58	1/25
34	Raymond NELLOM	SO	8.83	1/12
55	Kentwan BLACKSTOCK	FR	9.37	1/12
65	Jerrold HOOVER	FR	9.73	1/20
<b>7</b>		<b>Central Arizona</b>	<b>36.66</b>	
LW: --		average 9.17		
24	Edwin ADAMS	FR	8.59	1/26
30	Jon PLY	FR	8.71	1/26
56	Sean NEELY	FR	9.38	1/26
66	Noah FIGUEROA	FR	9.98	1/26
<b>8</b>		<b>Hawkeye (Iowa) CC</b>	<b>37.74</b>	
LW: --		average 9.44		
31	Riley LITTLE	FR	8.74	1/20
47	Cole WILLERT	FR	9.16	1/13
60	Daniel RECKER	FR	9.45	1/13
69	Caleb WEDDLE	FR	10.39	1/20



# 2018 Indoor Track & Field, Week #2

## Men's High Jump

<b>1</b>		<b>Cloud County (Kan.) CC</b>	<b>7.92m</b>	<b>25-11<sup>3</sup>/<sub>4</sub></b>
LW: --		average 1.98m		6-6
8	Kyle ALCINE	FR	2.04m	6-8% 1/25
17	Jonathan SPEARMAN	FR	2.00m	6-6% 1/25
26	Raymond NELLOM	SO	1.94m	6-4% 1/12
26	Jerrod HOOVER	FR	1.94m	6-4% 1/25
<b>2</b>		<b>Hutchinson (Kan.) CC</b>	<b>7.60m</b>	<b>24-11<sup>1</sup>/<sub>4</sub></b>
LW: --		average 1.90m		6-2 <sup>3</sup> / <sub>4</sub>
2	Richard NEWMAN	FR	2.10m	6-10% 1/13
22	DJ NORMAN	FR	1.95m	6-4% 1/19
51	Tre'juan CASH	FR	1.80m	5-10% 1/13
56	Austin STROEDE	FR	1.75m	5-8% 1/13
<b>3</b>		<b>Mesa (Ariz.) CC</b>	<b>7.58m</b>	<b>24-10<sup>1</sup>/<sub>2</sub></b>
LW: --		average 1.90m		6-2 <sup>3</sup> / <sub>4</sub>
9	Marcus NAISANT	FR	2.03m	6-8 1/26
33	Everett LUNT	FR	1.90m	6-2% 1/20
41	Carver DUMAS	SO	1.85m	6- <sup>3</sup> / <sub>4</sub> 1/20
51	Jonah LEYVAS	FR	1.80m	5-10% 1/26



# 2018 Indoor Track & Field, Week #2

## Men's Pole Vault

<b>1</b>		<b>Paradise Valley (Ariz.)</b>	<b>17.90m</b>	<b>58-8<sup>3</sup>/<sub>4</sub></b>
LW: --		<i>average 4.48m</i>		14-8 <sup>3</sup> / <sub>4</sub>
2	Connor WILLIAMSON	SO	4.85m	15-11 1/26
3	Dalton RIEP	SO	4.65m	15-3 1/26
12	Nate DEVORE	SO	4.35m	14-3 <sup>3</sup> / <sub>4</sub> 1/26
19	Talor SCOTT	SO	4.05m	13-3 <sup>1</sup> / <sub>2</sub> 1/20
<b>2</b>		<b>Mesa (Ariz.) CC</b>	<b>17.75m</b>	<b>58-2<sup>3</sup>/<sub>4</sub></b>
LW: --		<i>average 4.44m</i>		14-6 <sup>3</sup> / <sub>4</sub>
1	Kyle DOWNEY	FR	4.95m	16-2 <sup>3</sup> / <sub>4</sub> 1/20
5	Eric COCHRAN	SO	4.50m	14-9 1/20
13	Marcus NAISANT	FR	4.25m	13-11 <sup>1</sup> / <sub>4</sub> 1/26
19	Noah LOVATO	FR	4.05m	13-3 <sup>1</sup> / <sub>2</sub> 1/20
<b>3</b>		<b>Cloud County (Kan.) CC</b>	<b>16.36m</b>	<b>53-8</b>
LW: --		<i>average 4.09m</i>		13-5
14	Louis HUMBERT	FR	4.24m	13-11 1/25
17	Tristen WINKEL	SO	4.16m	13-7 <sup>3</sup> / <sub>4</sub> 1/12
23	Austin WALTON	SO	4.01m	13-1 <sup>1</sup> / <sub>4</sub> 1/12
25	Andy CARIS	FR	3.95m	12-11 <sup>1</sup> / <sub>2</sub> 1/20



## 2018 Indoor Track &amp; Field, Week #2

## Men's Long Jump

<b>1</b>		<b>Barton (Kan.) CC</b>	28.27m	92-9	
LW: --			average 7.07m	23-2%	
2		Bradley FLEURINORD	SO	7.27m	23-10% 1/27
3		Travis HUGG	FR	7.23m	23-8% 1/27
8		Alvin MCCRAY	SO	7.05m	23-1% 1/19
23		Cirr DAVIS	FR	6.72m	22-% 1/27
<b>2</b>		<b>Iowa Western CC</b>	27.46m	90-1¼	
LW: --			average 6.87m	22-6%	
7		Dexton CRUTCHFIELD	FR	7.06m	23-2 1/27
11		David EJUMETA	SO	6.96m	22-10 1/12
14		Marcus KLEIN	SO	6.86m	22-6% 1/6
33		Anthony POWELL	SO	6.58m	21-7% 1/6
<b>3</b>		<b>Coffeyville (Kan.) CC</b>	27.34m	89-8½	
LW: --			average 6.84m	22-5%	
10		Darius CLARK	FR	6.99m	22-11% 1/12
12		Dodley THERMITUS	FR	6.94m	22-9% 1/20
20		Tyrone THORNTON	FR	6.79m	22-3% 1/12
30		Brian PITTMAN	FR	6.62m	21-8% 1/20
<b>4</b>		<b>Cloud County (Kan.) CC</b>	27.07m	88-9¾	
LW: --			average 6.77m	22-2%	
9		Peter ACKAH	FR	7.03m	23-% 1/25
17		Jonathan SPEARMAN	FR	6.84m	22-5% 1/20
28		Lesley MAHLAKOANE	FR	6.65m	21-10 1/12
37		Louis HUMBERT	FR	6.55m	21-6 1/25
<b>5</b>		<b>Pima (Ariz.) CC</b>	26.47m	86-10¼	
LW: --			average 6.62m	21-8%	
1		Seth JARUS	SO	7.28m	23-10% 1/20
19		Monte ALBERT	FR	6.80m	22-3% 1/20
54		Ben ANDERSON	SO	6.29m	20-7% 1/20
66		Richard ARVAYO	FR	6.10m	20-% 1/20
<b>6</b>		<b>Mesa (Ariz.) CC</b>	26.40m	86-7½	
LW: --			average 6.60m	21-8	
18		Marcus NAISANT	FR	6.83m	22-5 1/26
26		Jaylen HIGGINS	SO	6.68m	21-11 1/20
43		Alex KELLYBREW	SO	6.49m	21-3% 1/20
48		Carver DUMAS	SO	6.40m	21-0 1/20
<b>7</b>		<b>Iowa Central CC</b>	26.29m	86-3	
LW: --			average 6.57m	21-6%	
12		Akeem BRADSHAW	FR	6.94m	22-9% 1/12
29		Caleb KATH	FR	6.63m	21-9 1/20
38		Olivier SOGLOHUN	FR	6.54m	21-5% 1/20
60		Eric MAYMON	FR	6.18m	20-3% 1/20
<b>8</b>		<b>Central Arizona</b>	26.07m	85-6½	
LW: --			average 6.52m	21-4%	
15		Talib MUDIWA	FR	6.85m	22-5% 1/26
39		Noah FIGUEROA	FR	6.53m	21-5% 1/20
41		Douglas MITCHELL	FR	6.51m	21-4% 1/26
60		Jon PLY	FR	6.18m	20-3% 1/20
<b>9</b>		<b>Hutchinson (Kan.) CC</b>	25.37m	83-3	
LW: --			average 6.34m	20-9%	
6		Richard NEWMAN	FR	7.10m	23-3% 1/19
23		Devon HENDERSON	SO	6.72m	22-% 1/13
80		Reece KAY	FR	5.83m	19-1% 1/13
82		Delimar MARTINA	SO	5.72m	18-9% 1/13
<b>10</b>		<b>Southwestern (Iowa) C</b>	24.05m	78-11	
LW: --			average 6.01m	19-8%	
39		Ronald HENDERSON	SO	6.53m	21-5% 1/20
56		Jeremy NEWTON	SO	6.27m	20-7 1/26
79		Christopher KRSTOFIAK	SO	5.84m	19-2 1/26
89		Demetrius COLEMAN	FR	5.41m	17-9 1/20
<b>11</b>		<b>Monroe (N.Y.)</b>	23.29m	76-5	
LW: --			average 5.82m	19-1%	
62		Gabriel ABDUL-KARIM	SO	6.17m	20-3 1/26
75		Derrick BURRELL II	FR	5.91m	19-4% 1/12
83		Emilio WILSON - KING	SO	5.71m	18-9 1/26
86		Kieth BATES	FR	5.50m	18-% 1/19




# 2018 Indoor Track & Field, Week #2

## Men's Triple Jump

<b>1</b>	<b>Coffeyville (Kan.) CC</b>	<b>58.65m</b>	<b>192-5</b>
LW: --		<i>average 14.66m</i>	<i>48-1½</i>
1	Dodley THERMITUS	FR 15.15m	49-8½ 1/20
3	Brian PITTMAN	FR 15.08m	49-5½ 1/13
4	Darius CLARK	FR 14.71m	48-3½ 1/12
20	Jonathan GULLATT	FR 13.71m	44-11½ 1/13
<b>2</b>	 <b>Barton (Kan.) CC</b>	<b>57.09m</b>	<b>187-3</b>
LW: --		<i>average 14.27m</i>	<i>46-10</i>
5	Alvin MCCRAY	SO 14.68m	48-2 1/12
9	Cirr DAVIS	FR 14.16m	46-5½ 1/19
10	Timothy WILSON	FR 14.13m	46-4½ 1/12
11	Willie RODGERS	SO 14.12m	46-4 1/19
<b>3</b>	<b>Pima (Ariz.) CC</b>	<b>53.69m</b>	<b>176-1</b>
LW: --		<i>average 13.42m</i>	<i>44-½</i>
18	Ben ANDERSON	SO 13.86m	45-5½ 1/20
21	Seth JARUS	SO 13.66m	44-9½ 1/20
29	Monte ALBERT	FR 13.34m	43-9½ 1/20
34	Richard ARVAYO	FR 12.83m	42-1½ 1/26
<b>4</b>	<b>Mesa (Ariz.) CC</b>	<b>50.05m</b>	<b>164-2</b>
LW: --		<i>average 12.51m</i>	<i>41-¾</i>
33	Jaylen HIGGINS	SO 12.95m	42-6 1/20
35	Isaiah WOOD	FR 12.61m	41-4½ 1/20
37	Konner LEE	FR 12.27m	40-3½ 1/26
38	Ian WOOD	FR 12.22m	40-1½ 1/26

**2018 Indoor Track & Field, Week #2****Men's Shot Put**

<b>1</b>	<b>Mesa (Ariz.) CC</b>	<b>56.06m</b>	<b>183-11</b>
LW: --		<i>average 14.02m</i>	<i>45-11%</i>
6	Nikaeus HALE-MERCER	SO	16.46m 54-0 1/20
8	Cameron LEWIS	SO	15.71m 51-6% 1/26
36	Marcus NAISANT	FR	12.58m 41-3% 1/26
57	Carver DUMAS	SO	11.31m 37-1% 1/26
<b>2</b>	 <b>Cloud County (Kan.) CC</b>	<b>55.77m</b>	<b>182-11</b>
LW: --		<i>average 13.94m</i>	<i>45-9</i>
3	Vashon MCCARTHY	SO	16.96m 55-7% 1/12
16	Levi ARMON	FR	14.30m 46-11 1/12
23	Jae EATON	FR	13.55m 44-5% 1/12
61	Louis HUMBERT	FR	10.96m 35-11% 1/25
<b>3</b>	<b>Coffeyville (Kan.) CC</b>	<b>55.43m</b>	<b>181-10</b>
LW: --		<i>average 13.86m</i>	<i>45-5%</i>
14	Miles MARHOFER	FR	15.03m 49-3% 1/27
20	Micaiah NOEL	FR	13.88m 45-6% 1/12
25	Chase DENNIS	SO	13.43m 44-% 1/20
30	Maurice MOORE	FR	13.09m 42-11% 1/12
<b>4</b>	<b>Cowley (Kan.)</b>	<b>54.99m</b>	<b>180-5</b>
LW: --		<i>average 13.75m</i>	<i>45-1%</i>
9	Hristo BANKOV	FR	15.58m 51-1% 1/20
18	Gari GARMENDIA	SO	13.96m 45-9% 1/25
31	Dae'Trell GORDON	FR	13.07m 42-10% 1/20
41	Brendt BOYER	FR	12.38m 40-7% 1/25
<b>5</b>	<b>Vincennes (Ind.)</b>	<b>50.34m</b>	<b>165-2</b>
LW: --		<i>average 12.59m</i>	<i>41-3%</i>
28	Alfred STUBBS	FR	13.18m 43-3 1/26
32	Jacob BATES	FR	12.80m 42-0 1/26
40	Zach CLINE	FR	12.43m 40-9% 1/26
45	James SMITH	FR	11.93m 39-1% 1/20
<b>6</b>	<b>Iowa Western CC</b>	<b>42.93m</b>	<b>140-10</b>
LW: --		<i>average 10.73m</i>	<i>35-2%</i>
47	Davon HARE-ELLIS	FR	11.76m 38-7 1/19
61	Jonathan WHITCOMB	FR	10.96m 35-11% 1/25
72	Marcus KLEIN	SO	10.46m 34-4 1/25
79	Chase SMITH	FR	9.75m 32-0 1/13
<b>7</b>	<b>Onondaga (N.Y.) CC</b>	<b>40.54m</b>	<b>133-0</b>
LW: --		<i>average 10.14m</i>	<i>33-3</i>
56	Ben MORTAS	SO	11.34m 37-2% 1/26
73	Enmanuel MATEO	SO	10.32m 33-10% 1/26
76	Zachary GABLE	FR	10.07m 33-% 1/26
85	James JUDKINS	FR	8.81m 28-11 1/26



**2018 Indoor Track & Field, Week #2****Men's Weight Throw**

<b>1</b>		<b>Barton (Kan.) CC</b>	<b>61.17m</b>	<b>200-8</b>
LW: --			<i>average 15.29m</i>	<i>50-2%</i>
3	Enrique MARTINEZ	SO	16.95m	55-7% 1/19
4	Graham SOKOL	SO	16.76m	55-0 1/19
13	Sanjae LAWRENCE	SO	14.43m	47-4% 1/19
24	Kevin NEDRICK	FR	13.03m	42-9 1/19
<b>2</b>		<b>Iowa Central CC</b>	<b>60.63m</b>	<b>198-11</b>
LW: --			<i>average 15.16m</i>	<i>49-8%</i>
1	Travis PETERSEN	SO	17.76m	58-3% 1/12
7	Tyler LIENAU	FR	15.85m	52-0 1/20
16	Ryder EMBERTON	FR	14.11m	46-3% 1/20
25	Kendric JOHNSON	FR	12.91m	42-4% 1/12
<b>3</b>		<b>Coffeyville (Kan.) CC</b>	<b>60.34m</b>	<b>197-11</b>
LW: --			<i>average 15.09m</i>	<i>49-6</i>
2	Miles MARHOFER	FR	17.48m	57-4% 1/20
9	Terrell JACKSON	SO	15.23m	49-11% 1/20
11	Maurice MOORE	FR	15.08m	49-5% 1/13
28	Mason RUSS	FR	12.55m	41-2% 1/20
<b>4</b>		<b>Vincennes (Ind.)</b>	<b>50.60m</b>	<b>166-0</b>
LW: --			<i>average 12.65m</i>	<i>41-6</i>
17	Zach CLINE	FR	13.98m	45-10% 1/19
27	Alfred STUBBS	FR	12.70m	41-8 <b>1/26</b>
30	James SMITH	FR	12.50m	41-% 1/20
36	Jacob BATES	FR	11.42m	37-5% 1/20
<b>5</b>		<b>Hutchinson (Kan.) CC</b>	<b>45.98m</b>	<b>150-10</b>
LW: --			<i>average 11.50m</i>	<i>37-8%</i>
6	Michael BRYAN	SO	15.92m	52-2% 1/13
34	Garet JOHNSON	FR	11.44m	37-6% 1/13
46	Patrick HARTUNG	FR	10.23m	33-6% 1/13
53	Trent POE	FR	8.39m	27-6% 1/13



## 2018 Indoor Track &amp; Field, Week #2

## Women's 60 Meters

<b>1</b>		<b>Barton (Kan.) CC</b>	<b>30.90</b>
LW: --		average 7.73	

2	Keosha SANDERS	SO	7.47cA	(7.45)	1/19
13	Deborah GIFFARD	FR	7.73		1/27
25	Nijah ROBERSON	FR	7.85cA	(7.83)	1/19
25	Rashan DARLING	FR	7.85		1/27

<b>2</b>		<b>Butler (Kan.) CC</b>	<b>31.10</b>
LW: --		average 7.78	

11	Kylia SMITH	SO	7.69		1/27
16	Reina RYAN	FR	7.75		1/19
22	Charnice ANDERSON	SO	7.82		1/12
24	Taila FAGAN	FR	7.84		1/27

<b>3</b>		<b>New Mexico JC</b>	<b>31.16</b>
LW: --		average 7.79	

8	Trishawna CRAWFORD	SO	7.66cA	(7.64)	1/26
9	Octavia CATO	FR	7.67cA	(7.65)	1/26
31	Shian HYDE	SO	7.89cA	(7.87)	1/19
35	Britney HEW	SO	7.94cA	(7.92)	1/19

<b>4</b>	<b>Western Texas</b>	<b>31.35</b>
LW: --		average 7.84

20	Brittney JOHNSON	FR	7.79cA	(7.77)	1/19
22	Mariya HUDSON	FR	7.82cA	(7.80)	1/19
27	Tiana BOWEN	FR	7.86cA	(7.84)	1/26
28	Sha'Vonne JACKSON	SO	7.88cA	(7.86)	1/26

<b>5</b>	<b>Iowa Western CC</b>	<b>31.42</b>
LW: --		average 7.86

5	Traci BROWN	FR	7.61		1/27
14	Briyana CARTER	SO	7.74		1/13
14	Dorcas GYIMAH	FR	7.74		1/27
77	Samiya ABU-YOUM	FR	8.33		1/27

<b>6</b>	<b>Coffeyville (Kan.) CC</b>	<b>31.70</b>
LW: --		average 7.93

12	Kimani EVANS	SO	7.72		1/20
34	Talyssa GATLIN	FR	7.93		1/20
39	Aisha COBB	FR	8.00		1/12
46	Brittany WILLIS	FR	8.05		1/12

<b>7</b>	<b>Garden City (Kan.) CC</b>	<b>32.13</b>
LW: --		average 8.03

31	Kolby GANTHER	SO	7.89		1/12
46	Marisa PUENTE	SO	8.05cA	(8.03)	1/26
51	Deja GADISON	SO	8.09cA	(8.07)	1/26
53	Deidre SMITH	SO	8.10		1/12

<b>8</b>		<b>Cloud County (Kan.) CC</b>	<b>32.24</b>
LW: --		average 8.06	

5	Jatoria MCGIRT	FR	7.61		1/12
48	Ageonia WILKERSON	FR	8.06		1/12
63	Myflore METHELUS	FR	8.22		1/25
82	Precious POSEY	SO	8.35		1/12

<b>9</b>		<b>Neosho County (Kan.)</b>	<b>32.64</b>
LW: --		average 8.16	

28	Shania ALEXANDER	SO	7.88		1/19
53	Tykeisha MONROE	FR	8.10		1/27
63	Ashley MOON	SO	8.22		1/27
90	Lughseach ALLEN	FR	8.44		1/27

<b>10</b>	<b>Monroe (N.Y.)</b>	<b>32.97</b>
LW: --		average 8.24

5	Onassha ROGERS	FR	7.61		1/26
21	Rochelle WILLIAMS	FR	7.81		1/12
73	Khadejah ADAMS	SO	8.31		1/13
131	Kaile CATO	FR	9.24		1/13

<b>11</b>	<b>Indian Hills (Iowa) CC</b>	<b>33.16</b>
LW: --		average 8.29

44	T ENGLISH-PAULSON	FR	8.02		12/9
66	Peyton COFFIN	SO	8.24		12/9
86	Jashira BAYLARK	FR	8.40		12/9
97	Taylor MITCHELL	FR	8.50		12/9

<b>12</b>	<b>Cuyahoga (Ohio) CC</b>	<b>33.27</b>
LW: --		average 8.32

58	Chanavier ROBINSON	SO	8.15		1/20
65	Kamry BROWN	FR	8.23		1/13
77	Zakiyah WESLEY	SO	8.33		1/26
103	Taylor BADAMO	SO	8.56		1/26

<b>13</b>	<b>Pratt (Kan.) CC</b>	<b>33.38</b>
LW: --		average 8.35

68	Kiura SHIPMAN	FR	8.25		1/26
80	Feja HODGES	FR	8.34		1/20
80	Tavaija BENNETT	SO	8.34		1/26
91	Cayla SMITHER	SO	8.45		1/20

<b>14</b>	<b>Hutchinson (Kan.) CC</b>	<b>33.47</b>
LW: --		average 8.37

36	Tatyana HOPKINS	FR	7.97c	(7.40(55))	1/13
95	Desirae UPTON	FR	8.47c	(7.86(55))	1/13
97	Claire OLSON	FR	8.50c	(7.89(55))	1/13
99	Morgan POWELL	FR	8.53c	(7.92(55))	1/13

<b>15</b>	<b>Hawkeye (Iowa) CC</b>	<b>33.84</b>
LW: --		average 8.46

68	Jurane LIZER	FR	8.25		1/13
91	Hannah JOHNSON	FR	8.45		1/20
101	Theresa HATCH	FR	8.55		1/20
105	Megan HUDSON	FR	8.59		1/25

<b>16</b>	<b>Mesa (Ariz.) CC</b>	<b>34.22</b>
LW: --		average 8.56

86	Alexis MADISON	FR	8.40		1/26
88	Maely ST. GELAIS	FR	8.41		1/26
99	Miah COOPER	FR	8.53		1/26
121	Janat MCCLOUD	FR	8.88		1/20



# 2018 Indoor Track & Field, Week #2

## Women's 200 Meters

<b>1</b>	<b>Western Texas</b>	<b>1:39.69</b>
LW: --		average 24.92
2	Kimisha CHAMBERS	SO 24.41cA (24.34) 1/26
3	Mariya HUDSON	FR 24.56cA (24.49) 1/26
7	Tiana BOWEN	FR 24.86cA (24.79) 1/26
31	Brittney JOHNSON	FR 25.86cA (25.79) 1/19

<b>2</b>	<b>New Mexico JC</b>	<b>1:40.86</b>
LW: --		average 25.22
10	Shian HYDE	SO 24.97cA (24.90) 1/26
14	Raheema WESTFALL	FR 25.16cA (25.09) 1/19
15	Britney HEW	SO 25.17cA (25.10) 1/26
22	Octavia CATO	FR 25.56cA (25.49) 1/19

<b>3</b>	<b>Butler (Kan.) CC</b>	<b>1:41.35</b>
LW: --		average 25.34
6	Charnice ANDERSON	SO 24.85 OT 1/27
11	Reina RYAN	FR 25.08 OT 1/27
24	Tashoy BLAKE	SO 25.65 OT 1/27
27	Davia SMITH	SO 25.77 OT 1/27

<b>4</b>	<b>Barton (Kan.) CC</b>	<b>1:41.78</b>
LW: --		average 25.45
12	Latoya STEWART	SO 25.11 1/27
18	Asjah WALLACE	SO 25.48cA (25.41) 1/19
19	Nijah ROBERSON	FR 25.51 1/27
25	Mahendra MCWHITE	SO 25.68cA (25.61) 1/19

<b>5</b>	<b>Central Arizona</b>	<b>1:42.31</b>
LW: --		average 25.58
1	Josephine ANOKYE	SO 24.26 1/26
21	Shawkia IDDRISU	SO 25.55 1/26
45	Jeminise PARRIS	SO 26.21 1/20
47	Regina YEBOAH	FR 26.29 1/26

<b>6</b>	<b>Iowa Central CC</b>	<b>1:42.35</b>
LW: --		average 25.59
9	Nelda HUGGINS	SO 24.93 1/27
17	India MCNEILL	FR 25.32 1/27
26	Marjanae COLEY	FR 25.74 1/27
49	Ayanna WHITTAKER	SO 26.36cf (26.77) 1/26

<b>7</b>	<b>Cloud County (Kan.) CC</b>	<b>1:44.66</b>
LW: --		average 26.17
7	Jatoria MCGIRT	FR 24.86cf (25.24) 1/25
44	Chanice FORBES	FR 26.17cf (26.57) 1/20
52	Ageonia WILKERSON	FR 26.56cf (26.97) 1/20
73	Myflore METHELUS	FR 27.07cf (27.49) 1/25

<b>8</b>	<b>Coffeyville (Kan.) CC</b>	<b>1:45.78</b>
LW: --		average 26.45
23	Katrina SMALL	SO 25.62cf (26.01) 1/20
48	Aisha COBB	FR 26.30 1/12
56	Talyssa GATLIN	FR 26.77cf (27.18) 1/20
74	Sabrina BERK	FR 27.09cf (27.51) 1/20

<b>9</b>	<b>Garden City (Kan.) CC</b>	<b>1:46.74</b>
LW: --		average 26.69
30	Kolby GANTHER	SO 25.81cA (25.74) 1/26
58	Hazel SANDERS	FR 26.80cA (26.73) 1/26
60	Deidre SMITH	SO 26.84cA (26.77) 1/26
83	Aja ALEXANDER	FR 27.29 1/12

<b>10</b>	<b>Pratt (Kan.) CC</b>	<b>1:48.26</b>
LW: --		average 27.07
59	Anysia ROMAIN	SO 26.82cf (27.23) 1/26
65	Feja HODGES	FR 26.94cf (27.35) 1/26
74	Kiura SHIPMAN	FR 27.09cf (27.51) 1/26
87	Tavaija BENNETT	SO 27.41cf (27.83) 1/26

<b>11</b>	<b>Highland (Kan.) CC</b>	<b>1:48.71</b>
LW: --		average 27.18
35	Prolene PIERRE	SO 25.98cu (26.38) 1/6
42	Danielle FOX	SO 26.15cu (26.82) 1/13
95	Monique ASHFORD	FR 27.64cf (28.07) 1/19
123	Emmaline LEE	SO 28.94cu (29.68) 1/13

<b>12</b>	<b>Pima (Ariz.) CC</b>	<b>1:49.02</b>
LW: --		average 27.26
39	Tyra YANEZ	SO 26.09 1/26
67	Kymori HENDERSON	FR 27.00 1/26
71	Annabella SPENCER	FR 27.05 1/26
121	Kaylen FOX	FR 28.88 1/26

<b>13</b>	<b>Indian Hills (Iowa) CC</b>	<b>1:51.15</b>
LW: --		average 27.79
50	T ENGLISH-PAULSON	FR 26.49cf (26.90) 1/13
77	Peyton COFFIN	SO 27.17cf (27.59) 1/13
108	Taylor MITCHELL	FR 28.26cf (28.70) 1/25
129	Shalandra SCHILLING	FR 29.23cf (29.68) 1/25

<b>14</b>	<b>North Iowa Area CC</b>	<b>1:51.16</b>
LW: --		average 27.79
57	Jaylynn SCRIVNER	FR 26.78cf (27.19) 1/20
81	Dashawn WYATT	FR 27.28cf (27.70) 1/25
114	Elizabeth MENNEN	FR 28.46cf (28.90) 1/25
116	Erin SCHWARZZKOPF	FR 28.64cf (29.08) 1/20

<b>15</b>	<b>Hawkeye (Iowa) CC</b>	<b>1:51.43</b>
LW: --		average 27.86
62	Megan HUDSON	FR 26.90cf (27.31) 1/13
66	Jurane LIZER	FR 26.98cf (27.40) 1/20
117	Theresa HATCH	FR 28.65cf (29.09) 1/25
122	Morgan THOMPSON	FR 28.90cf (29.34) 1/25

<b>16</b>	<b>Cuyahoga (Ohio) CC</b>	<b>1:51.46</b>
LW: --		average 27.87
63	Kamry BROWN	FR 26.92cf (27.33) 1/26
97	Chanavier ROBINSON	SO 27.93cf (28.36) 1/26
108	Naomi WALKER	SO 28.26cf (28.70) 1/13
111	Taylor BADAMO	SO 28.35cf (28.79) 1/26



## 2018 Indoor Track &amp; Field, Week #2

## Women's 400 Meters

<b>1</b>		<b>Iowa Central CC</b>	<b>3:51.32</b>	
LW: --		average 57.83		
7	Agnes MANSARAY	SO	56.77cf (57.52)	1/26
11	Marjanae COLEY	FR	57.14	1/27
13	India MCNEILL	FR	57.39	1/27
30	Alexus WILLIAMS	SO	1:00.02	1/20

<b>2</b>		<b>New Mexico JC</b>	<b>3:51.51</b>	
LW: --		average 57.88		
2	D'Jai BAKER	SO	55.30cA (55.19)	1/26
12	Erin SERMONS	FR	57.15cA (57.04)	1/26
19	Raheema WESTFALL	FR	58.78cA (58.67)	1/26
34	Akor MAYWIN	FR	1:00.28c (1:00.17)	1/19

<b>3</b>		<b>Central Arizona</b>	<b>3:54.05</b>	
LW: --		average 58.51		
3	Nicolee FOSTER	FR	55.71	1/26
9	Shawkia IDDRISU	SO	56.96	1/26
37	Regina YEBOAH	FR	1:00.65	1/20
39	Keyanah HOLT	FR	1:00.73	1/26

<b>4</b>		<b>Barton (Kan.) CC</b>	<b>3:56.47</b>	
LW: --		average 59.12		
4	Latoya STEWART	SO	56.08cA (55.97)	1/19
26	Nijah ROBERSON	FR	59.62	1/27
31	Olivian JACKSON	SO	1:00.12c (1:00.01)	1/19
37	Tia STEWARD	SO	1:00.65c (1:00.54)	1/19

<b>5</b>	<b>Monroe (N.Y.)</b>	<b>3:56.95</b>	
LW: --		average 59.24	
6	Avon SAMUELS	FR	56.68 1/19
16	Dawnel COLLYMORE	SO	58.16 1/19
28	Elisanett MARINE-ALVAREZ	FR	59.86 1/26
44	Rochelle WILLIAMS	FR	1:02.25 1/26

<b>6</b>		<b>Cloud County (Kan.) CC</b>	<b>3:58.34</b>	
LW: --		average 59.59		
10	Jatoria MCGIRT	FR	57.13cf (57.88)	1/20
27	Chanice FORBES	FR	59.75cf (1:00.54)	1/25
35	Nikki KRAAIJEVELD	FR	1:00.46	1/12
41	Ageonia WILKERSON	FR	1:01.00cf (1:01.81)	1/25

<b>7</b>		<b>Hinds (Miss.) CC</b>	<b>3:59.67</b>	
LW: --		average 59.92		
15	Jamira PATTERSON	SO	57.69	1/28
20	D'ajah MILEY	FR	59.13	1/19
40	Zavannah BROWN	SO	1:00.83	1/19
43	Maresha CHANDLER	FR	1:02.02	1/19

<b>8</b>	<b>Coffeyville (Kan.) CC</b>	<b>4:06.24</b>	
LW: --		average 1:01.56	
21	Katrina SMALL	SO	59.14 1/12
23	Ciara THUSTON	SO	59.38 OT 1/27
52	Azyairiah GRIFFIN	FR	1:02.69cf (1:03.52) 1/20
65	Kassidy AKPOSI	FR	1:05.03cf (1:05.89) 1/20

<b>9</b>	<b>Cuyahoga (Ohio) CC</b>	<b>4:13.97</b>	
LW: --		average 1:03.49	
36	Kamry BROWN	FR	1:00.59cf (1:01.39) 1/26
53	Naomi WALKER	SO	1:03.08cf (1:03.91) 1/13
61	Zakiyah WESLEY	SO	1:04.08cf (1:04.93) 1/26
72	Jocelyn FOSTER	FR	1:06.22cf (1:07.10) 1/26

<b>10</b>		<b>Highland (Kan.) CC</b>	<b>4:17.01</b>	
LW: --		average 1:04.25		
28	Kira WILLIAMS	SO	59.86cu (1:01.08)	1/13
51	Prolene PIERRE	SO	1:02.58cf (1:03.41)	1/19
69	Monique ASHFORD	FR	1:05.85c (1:07.20)	1/13
95	Emmaline LEE	SO	1:08.72cf (1:09.63)	1/19

<b>11</b>	<b>North Iowa Area CC</b>	<b>4:25.25</b>	
LW: --		average 1:06.31	
47	Jaylynn SCRIVNER	FR	1:02.44cf (1:03.26) 1/25
75	Erin SCHWARZZKOPF	FR	1:07.20cf (1:08.09) 1/20
82	Elizabeth MENNEN	FR	1:07.78cf (1:08.68) 1/25
83	Dashawn WYATT	FR	1:07.83cf (1:08.73) 1/20

<b>12</b>	<b>Hawkeye (Iowa) CC</b>	<b>4:27.11</b>	
LW: --		average 1:06.78	
60	Jurane LIZER	FR	1:03.99cf (1:04.84) 1/25
76	Ashley STOGDILL	FR	1:07.21cf (1:08.10) 1/25
81	Atlanta GROENEVELD	FR	1:07.71cf (1:08.60) 1/20
89	Hannah JOHNSON	FR	1:08.20cf (1:09.10) 1/20



# 2018 Indoor Track & Field, Week #2

## Women's 600 Meters

<b>1</b>		<b>Central Arizona</b>	<b>6:57.28</b>	
LW: --		<i>average 1:44.32</i>		
11	Shawkia IDDRISU	SO	1:39.46	1/20
21	Asia JOHNSON	FR	1:44.67	1/26
24	LaMeyah CHARLTON	FR	1:45.06	1/20
27	Keyanah HOLT	FR	1:48.09	1/20
<b>2</b>		<b>Highland (Kan.) CC</b>	<b>7:09.49</b>	
LW: --		<i>average 1:47.37</i>		
10	Coshan CAMPBELL	SO	1:39.28c	(:20.20(500)) 1/13
13	Kira WILLIAMS	SO	1:40.11cf	(1:41.33) 1/19
35	Kendall WILLIAMS	FR	1:52.94cf	(1:54.32) 1/19
42	Skyler BLAKLEY	SO	1:57.16c	(1:58.59) 1/6
<b>3</b>		<b>North Iowa Area CC</b>	<b>7:42.83</b>	
LW: --		<i>average 1:55.71</i>		
28	Keisha GONZAGUE	SO	1:48.28cf	(1:49.60) 1/25
43	Amy FULLERTON	SO	1:57.74cf	(1:59.18) 1/13
44	Maddison SHUPE	FR	1:58.34cf	(1:59.79) 1/25
45	Ally TRAGER	FR	1:58.47cf	(1:59.92) 1/13



## 2018 Indoor Track &amp; Field, Week #2

## Women's 800 Meters

<b>1</b>	<b>Monroe (N.Y.)</b>	<b>9:18.08</b>		
LW: -- <i>average 2:19.52</i>				
3	Dawnel COLLYMORE	SO	2:16.20	1/26
7	Malethabo SEEMA	FR	2:18.01	1/26
8	Claudrice MCKOY	FR	2:18.21	1/26
19	Lethabo SEEMA	FR	2:25.66	1/26
<b>2</b>	<b>New Mexico JC</b>	<b>9:37.93</b>		
LW: -- <i>average 2:24.48</i>				
4	Esther GITAH	SO	2:16.85c (2:17.62)	1/19
13	Terasha JACOBS	SO	2:22.52c (2:23.32)	1/19
14	Sharon JERONO	SO	2:22.76c (2:23.56)	1/19
61	Cynthia KIPSEREM	SO	2:35.80c (2:36.68)	1/19
<b>3</b>	<b>Southern Idaho</b>	<b>9:50.33</b>		
LW: -- <i>average 2:27.58</i>				
18	Jantzen MAZZIOTTI	FR	2:24.96	1/20
30	Shaylee HILL	FR	2:28.17	1/20
31	Kayli DRANEY	FR	2:28.32	1/20
33	Allison TEEMANT	FR	2:28.88	1/20
<b>4</b>	<b>Mesa (Ariz.) CC</b>	<b>10:05.8</b>		
LW: -- <i>average 2:31.47</i>				
12	Quin JOHNSON	FR	2:22.24	1/26
25	Kara DALE	FR	2:27.74	1/26
50	Amber BLACKLEDGE	FR	2:32.33	1/26
82	Montana HANCOCK	FR	2:43.58	1/26
<b>5</b>	<b>Cowley (Kan.)</b>	<b>10:08.5</b>		
LW: -- <i>average 2:32.15</i>				
16	Raye MORAN	FR	2:24.58cf (2:26.24)	1/20
38	Ieshia DICKERSON	FR	2:29.98	1/12
43	Anna KELLER	FR	2:31.18cf (2:32.92)	1/25
78	Shelby SCHMIDT	SO	2:42.85cf (2:44.72)	1/25
<b>6</b>	<b>Highland (Kan.) CC</b>	<b>10:13.4</b>		
LW: -- <i>average 2:33.37</i>				
9	Coshan CAMPBELL	SO	2:20.52cf (2:22.14)	1/25
15	Kira WILLIAMS	SO	2:24.55cf (2:26.21)	1/25
75	Nataly PANTOJA-CONEJO	FR	2:42.42c (2:45.09)	1/13
89	Skyler BLAKLEY	SO	2:46.00c (2:48.73)	1/13
<b>7</b>	<b>Hawkeye (Iowa) CC</b>	<b>10:14.9</b>		
LW: -- <i>average 2:33.74</i>				
23	Mikki MUNDUS	FR	2:27.53cf (2:29.23)	1/25
39	Atlanta GROENEVELD	FR	2:30.17cf (2:31.90)	1/25
40	Joanna TOPHAM	FR	2:30.27cf (2:32.00)	1/13
94	Shea DAHLSTROM	FR	2:46.99cf (2:48.91)	1/25
<b>8</b>	<b>Meridian (Miss.) CC</b>	<b>10:18.9</b>		
LW: -- <i>average 2:34.73</i>				
24	Ti'undra FORD	FR	2:27.72	1/28
46	Alexand'rail JACKSON	FR	2:31.66	1/28
57	Mariah REED	SO	2:35.32	1/28
84	Jakai EPPS	SO	2:44.22	1/19
<b>9</b>	<b>Macomb (Mich.) CC</b>	<b>10:25.3</b>		
LW: -- <i>average 2:36.35</i>				
45	Morgan MARKEL	FR	2:31.30	1/19
56	Megan CATES	SO	2:34.89	1/26
70	Ally SLONE	FR	2:39.04	1/26
72	Miranda CATES	SO	2:40.16	1/26
<b>10</b>	<b>Central Arizona</b>	<b>10:36.3</b>		
LW: -- <i>average 2:39.10</i>				
48	Shelby MORRISON	FR	2:31.86	1/20
60	Renique SMITH	SO	2:35.76	1/26
79	Lara YAZZIE	FR	2:42.91	1/20
88	Casey HALLER	SO	2:45.86	1/20
<b>11</b>	<b>Johnson County (Kan.)</b>	<b>10:57.3</b>		
LW: -- <i>average 2:44.34</i>				
64	Yulissa DELATORRE	SO	2:36.15cf (2:37.95)	1/12
86	Jessalyn RIVET-TISSOT	SO	2:45.37cf (2:47.27)	1/12
97	Emma STIMATZE	FR	2:47.66cf (2:49.59)	1/12
98	Jacinta KING	FR	2:48.20cf (2:50.14)	1/12
<b>12</b>	<b>Pratt (Kan.) CC</b>	<b>10:58.3</b>		
LW: -- <i>average 2:44.58</i>				
67	Leeasha MADISON	FR	2:36.55cf (2:38.35)	1/26
92	Ashley MARCELIN	FR	2:46.52cf (2:48.44)	1/20
93	Anastasia GRAVES	FR	2:46.68cf (2:48.60)	1/20
99	Judy HUMPHREY	FR	2:48.58cf (2:50.52)	1/20
<b>13</b>	<b>North Iowa Area CC</b>	<b>11:11.1</b>		
LW: -- <i>average 2:47.78</i>				
69	Keisha GONZAGUE	SO	2:38.40cf (2:40.22)	1/20
81	Amy FULLERTON	SO	2:43.33cf (2:45.21)	1/20
90	Ally TRAGER	FR	2:46.29cf (2:48.20)	1/25
120	Anna FRISCH	FR	3:03.09cf (3:05.20)	1/25
<b>14</b>	<b>Southwestern (Iowa) C</b>	<b>11:55.9</b>		
LW: -- <i>average 2:58.99</i>				
101	Jessica BEATTY	FR	2:49.49cf (2:51.44)	1/20
105	Christina STOPAK	FR	2:50.81cf (2:52.78)	1/20
118	Heather JESSEN	FR	3:01.97cf (3:04.06)	1/20
123	Kimberly ZEPEDA	SO	3:13.69cf (3:15.92)	1/20

**2018 Indoor Track & Field, Week #2****Women's 1000 Meters**

<b>1</b>		<b>Monroe (N.Y.)</b>		<b>12:21.2</b>	
LW: --		average 3:05.30			
1	Dawnel COLLYMORE	SO	2:57.04		1/13
2	Claudrice MCKOY	FR	2:59.61		1/13
5	Lethabo SEEMA	FR	3:11.66		1/13
6	Malethabo SEEMA	FR	3:12.89		1/13
<b>2</b>		<b>Highland (Kan.) CC</b>		<b>13:40.6</b>	
LW: --		average 3:25.17			
12	Ivanna URIBE	SO	3:19.32c	(3:22.35)	1/13
15	Kaitlyn SLAGLE	SO	3:19.99cf	(3:22.17)	1/25
16	Coshan CAMPBELL	SO	3:20.69cf	(3:22.88)	1/19
25	Nataly PANTOJA-CONEJO	FR	3:40.69cf	(3:43.10)	1/19
<b>3</b>		<b>Hutchinson (Kan.) CC</b>		<b>13:53.4</b>	
LW: --		average 3:28.36			
8	Maggie LAMBERT	SO	3:14.98cf	(3:17.10)	1/25
11	Sarah PATTESON	FR	3:17.99c	(3:21.00)	1/13
18	America GARCIA	FR	3:28.23c	(3:31.40)	1/13
29	Yanelly JURADO	FR	3:52.24cf	(3:54.77)	1/19



## 2018 Indoor Track &amp; Field, Week #2

## Women's Mile

<b>1</b>		<b>Iowa Central CC</b>	<b>20:36.7</b>
LW: --		average 5:09.20	
1	Adva COHEN	FR	4:45.14cf (4:47.96) 1/26
5	Sierra STUCKY	SO	5:13.23cf (5:16.33) 1/26
8	Marion BARTILOL	SO	5:19.09cf (5:22.24) 1/26
9	Abeba SULLIVAN	FR	5:19.33cf (5:22.49) 1/26

<b>2</b>		<b>New Mexico JC</b>	<b>21:05.8</b>
LW: --		average 5:16.45	
2	Esther GITAHAI	SO	4:52.68c (4:56.13) 1/26
6	Terasha JACOBS	SO	5:14.56c (5:21.57) 1/19
20	Sharon JERONO	SO	5:24.38c (5:28.20) 1/26
34	Cynthia KIPSEREM	SO	5:34.19c (5:41.63) 1/19

<b>3</b>	<b>Southern Idaho</b>	<b>21:33.1</b>	
LW: --		average 5:23.29	
12	Shaylee HILL	FR	5:19.89 1/20
16	Allison TEEMANT	FR	5:22.67 1/20
19	Kayli DRANEY	FR	5:23.59 1/20
21	Jantzen MAZZIOTTI	FR	5:27.00 1/12

<b>4</b>	<b>Cowley (Kan.)</b>	<b>21:46.7</b>	
LW: --		average 5:26.68	
7	Harlie SCHMELING	FR	5:18.90cf (5:22.05) 1/20
24	Wrylee DICKARD	FR	5:28.33cf (5:31.58) 1/20
27	Ieshia DICKERSON	FR	5:29.64cf (5:32.90) 1/20
28	Naomi SIMILUS	SO	5:29.87cf (5:33.13) 1/25

<b>5</b>	<b>Macomb (Mich.) CC</b>	<b>22:38.3</b>	
LW: --		average 5:39.57	
22	Macy GUSTAVUS	SO	5:27.82 1/26
26	Morgan MARKEL	FR	5:28.62 1/26
48	Ally SLONE	FR	5:49.05 12/1
50	Megan CATES	SO	5:52.81 1/19

<b>6</b>	<b>Hutchinson (Kan.) CC</b>	<b>23:31.7</b>	
LW: --		average 5:52.93	
40	Sarah PATTESON	FR	5:39.00c (5:43.43) 1/13
51	Aileen GOMEZ	FR	5:53.39c (5:58.00) 1/13
65	Maggie LAMBERT	SO	5:59.60c (6:04.30) 1/13
66	America GARCIA	FR	5:59.73c (6:04.43) 1/13

<b>7</b>		<b>Highland (Kan.) CC</b>	<b>23:33.3</b>
LW: --		average 5:53.33	
25	Ivanna URIBE	SO	5:28.50c (5:32.79) 1/13
49	Kaitlyn SLAGLE	SO	5:51.10cf (5:54.57) 1/19
69	Kendall WILLIAMS	FR	6:05.24c (6:10.01) 1/13
71	Michelle ALFARO	FR	6:08.47c (6:13.28) 1/13

<b>8</b>	<b>Mesa (Ariz.) CC</b>	<b>23:55.3</b>	
LW: --		average 5:58.83	
45	Ashlyn DIDOMENICO	SO	5:45.80 1/20
56	Madeline AMBROSIO	FR	5:55.93 1/20
60	Emilie REEMTSMA	FR	5:58.08 1/20
77	Amber BLACKLEDGE	FR	6:15.53 1/20

<b>9</b>	<b>Cuyahoga (Ohio) CC</b>	<b>24:07.4</b>	
LW: --		average 6:01.86	
33	Caroline LAPISH	SO	5:33.49cf (5:36.79) 1/13
53	Sonnie SAUVINSKY	SO	5:53.65cf (5:57.15) 1/13
80	Jordan KATI	SO	6:16.66cf (6:20.38) 1/20
87	Emma GARDNER	FR	6:23.64cf (6:27.43) 1/26

<b>10</b>	<b>Johnson County (Kan.)</b>	<b>24:12.2</b>	
LW: --		average 6:03.06	
43	Yulissa DELATORRE	SO	5:42.22cf (5:45.60) 1/25
57	Jessalyn RIVET-TISSOT	SO	5:55.95cf (5:59.47) 1/25
76	Emma STIMATZE	FR	6:15.15cf (6:18.86) 1/25
82	Jacinta KING	FR	6:18.93cf (6:22.68) 1/25

<b>11</b>		<b>Central Arizona</b>	<b>24:24.7</b>
LW: --		average 6:06.20	
52	Alliana ATTENCIO	FR	5:53.62 1/20
59	Nikeshia EAGLEMAN	SO	5:57.83 1/20
79	Paris CHEE	FR	6:16.60 1/20
81	Alexus NAVARRO	FR	6:16.73 1/20

<b>12</b>	<b>Southwestern (Iowa) C</b>	<b>25:37.5</b>	
LW: --		average 6:24.38	
54	Christina STOPAK	FR	5:54.46cf (5:57.96) 1/20
75	Heather JESSEN	FR	6:13.48cf (6:17.17) 1/26
84	Jessica BEATTY	FR	6:20.49cf (6:24.25) 1/20
96	Kimberly ZEPEDA	SO	7:09.09cf (7:13.33) 1/20





## 2018 Indoor Track &amp; Field, Week #2


## Women's 3000 Meters

<b>1</b>		<b>Iowa Central CC</b>	<b>40:32.0</b>	
LW: --		average 10:08.00		
1	Adva COHEN	FR	9:29.04	1/12
2	Marion BARTILOL	SO	10:11.10	1/12
3	Winrose CHESANG	FR	10:20.90 (10:26.22)	1/26
6	Marta LUKIJANIUK	SO	10:30.96 (10:36.37)	1/26
<b>2</b>		<b>Cowley (Kan.)</b>	<b>44:05.2</b>	
LW: --		average 11:01.31		
4	Harlie SCHMELING	FR	10:25.40	1/27
11	Wrylee DICKARD	FR	10:47.30 (10:52.85)	1/25
27	Kaitlyn TERBUSH	SO	11:15.77	1/12
38	Molly LINTON	FR	11:36.77	1/12
<b>3</b>		<b>Southern Idaho</b>	<b>44:44.0</b>	
LW: --		average 11:11.02		
9	Shaylee HILL	FR	10:40.61	1/12
20	Kayli DRANEY	FR	11:01.14	1/12
26	Bailey WALL	FR	11:15.72	1/12
46	Ashley WILLIS	FR	11:46.60	1/12
<b>4</b>		<b>Central Arizona</b>	<b>45:05.0</b>	
LW: --		average 11:16.26		
16	Nancy JEBET	FR	10:58.77	1/26
24	Alliana ATTENCIO	FR	11:07.91	1/26
25	Lara YAZZIE	FR	11:14.04	1/26
44	Casey HALLER	SO	11:44.32	1/26
<b>5</b>		<b>Macomb (Mich.) CC</b>	<b>46:31.0</b>	
LW: --		average 11:37.76		
22	Macy GUSTAVUS	SO	11:02.53	1/19
33	Morgan MARKEL	FR	11:29.16	12/1
55	Megan O'HARA	SO	11:59.60	12/1
56	Megan CATES	SO	11:59.75	12/1
<b>6</b>		<b>Highland (Kan.) CC</b>	<b>46:31.6</b>	
LW: --		average 11:37.92		
14	Ivanna URIBE	SO	10:53.54 (10:59.14)	1/25
29	Justeen CANTU	FR	11:22.98 (11:28.83)	1/25
54	Kaitlyn SLAGLE	SO	11:56.09 (12:03.61)	1/13
62	Michelle ALFARO	FR	12:19.07 (12:25.40)	1/19
<b>7</b>		<b>Cuyahoga (Ohio) CC</b>	<b>47:38.8</b>	
LW: --		average 11:54.72		
19	Caroline LAPISH	SO	11:00.98 (11:06.64)	1/26
57	Shelbie SPORCICH	SO	12:00.29 (12:06.46)	1/13
59	Jordan KATI	SO	12:06.11 (12:12.33)	1/26
65	Natania FRENCH	SO	12:31.50 (12:37.94)	1/20
<b>8</b>		<b>Hutchinson (Kan.) CC</b>	<b>49:55.8</b>	
LW: --		average 12:28.96		
31	Aileen GOMEZ	FR	11:28.22 (11:34.12)	1/25
43	America GARCIA	FR	11:41.38 (11:47.39)	1/25
71	Yanelly JURADO	FR	13:16.73 (13:25.10)	1/13
72	Carissa YOUNGS	FR	13:29.51 (13:38.01)	1/13



# 2018 Indoor Track & Field, Week #2

## Women's 5000 Meters

<b>1</b>		<b>Iowa Central CC</b>	<b>1:11:20</b>
LW: --		<i>average 17:50.21</i>	
<b>1</b>	Adva COHEN	<b>FR</b>	<b>16:43.76</b> 1/19
<b>2</b>	Winrose CHESANG	<b>FR</b>	<b>17:51.71</b> 1/19
<b>3</b>	Marion BARTIOL	<b>SO</b>	<b>18:14.91</b> 1/19
<b>4</b>	Marta LUKIJANIUK	<b>SO</b>	<b>18:30.45</b> 1/19



# 2018 Indoor Track & Field, Week #2


## Women's 60 Meter Hurdles

<b>1</b>		<b>Central Arizona</b>	<b>36.54</b>
LW: --		<i>average 9.14</i>	
4	Nicolee FOSTER	FR 8.71	1/26
5	Jeminise PARRIS	SO 8.80	1/20
13	Renique SMITH	SO 9.33	1/26
26	Latoyia BROOKS	FR 9.70	1/20
<b>2</b>		<b>South Plains (Texas)</b>	<b>39.45</b>
LW: --		<i>average 9.86</i>	
6	Patrice MOODY	FR 8.95cA (8.93)	1/26
17	Janiel MOORE	FR 9.39cA (9.37)	1/26
38	Bosibori MOSONGO	SO 10.21cA (10.19)	1/26
47	Bailey O'CONNOR	FR 10.90cA (10.88)	1/26



# 2018 Indoor Track & Field, Week #2

## Women's High Jump

<b>1</b>		<b>Central Arizona</b>	<b>5.96m</b>	<b>19-6½</b>	
LW: --			<i>average 1.49m</i>	<i>4-10½</i>	
<b>2</b>	Regina YEBOAH	FR	1.71m	5-7¼	1/26
<b>17</b>	Renique SMITH	SO	1.49m	4-10½	1/26
<b>24</b>	Latoyia BROOKS	FR	1.40m	4-7	1/26
<b>28</b>	Candesha SCOTT	SO	1.36m	4-5½	1/20



## 2018 Indoor Track &amp; Field, Week #2

## Women's Long Jump

<b>1</b>	<b>Coffeyville (Kan.) CC</b>	<b>20.46m</b>	<b>67-1½</b>
LW: --		<i>average 5.12m</i>	16-9%
21	Jerrica KEY	FR 5.22m	17-1½ 1/20
24	Aisha COBB	FR 5.18m	17-0 1/20
31	Katrina SMALL	SO 5.11m	16-9% 1/13
38	Kichauna WEST	FR 4.95m	16-3 1/12

<b>2</b>	<b>South Plains (Texas)</b>	<b>20.33m</b>	<b>66-8½</b>
LW: --		<i>average 5.08m</i>	16-8%
2	Ruth USORO	FR 5.99m	19-8 1/26
9	Cha'Kaylin GILBERT	SO 5.46m	17-11 1/26
45	Bosibori MOSONGO	SO 4.81m	15-9% 1/26
67	Bailey O'CONNOR	FR 4.07m	13-4% 1/26

<b>3</b>	<b>Garden City (Kan.) CC</b>	<b>20.32m</b>	<b>66-8</b>
LW: --		<i>average 5.08m</i>	16-8
20	Morgan HENDERSON	FR 5.24m	17-2½ 1/19
30	Ilishia TARVER	SO 5.15m	16-10% 1/12
32	Chim'sly PERICLES	FR 5.08m	16-8 1/26
42	Talia SIMMONS	FR 4.85m	15-11 1/19

<b>4</b>	<b>New Mexico JC</b>	<b>19.96m</b>	<b>65-6</b>
LW: --		<i>average 4.99m</i>	16-4½
5	Kristal LIBURD	FR 5.77m	18-11% 1/26
29	Cathilee MULLINGS	SO 5.16m	16-11% 1/19
51	Briana SIMPSON	FR 4.68m	15-4% 1/26
60	Abbigale BUTLER	SO 4.35m	14-3% 1/19

<b>5</b>	<b>Central Arizona</b>	<b>19.35m</b>	<b>63-6</b>
LW: --		<i>average 4.84m</i>	15-10%
18	Renique SMITH	SO 5.27m	17-3½ 1/20
41	Candesha SCOTT	SO 4.93m	16-2% 1/20
43	Regina YEBOAH	FR 4.84m	15-10% 1/20
62	Latoyia BROOKS	FR 4.31m	14-1% 1/20

<b>6</b>	<b>Hutchinson (Kan.) CC</b>	<b>19.21m</b>	<b>63-¼</b>
LW: --		<i>average 4.80m</i>	15-9%
23	Adriana JANIC	SO 5.19m	17-½ 1/19
34	Tatyana HOPKINS	FR 5.03m	16-6 1/13
55	Rachel HAGEN	SO 4.59m	15-% 1/13
59	Destini MATHIS	FR 4.40m	14-5% 1/13

<b>7</b>	<b>Lincoln (Ill.)</b>	<b>18.34m</b>	<b>60-2</b>
LW: --		<i>average 4.59m</i>	15-½
14	Qutaya BURSE	SO 5.32m	17-5% 1/27
34	Shanika SMITH	FR 5.03m	16-6 1/27
70	Jasmine WATSON	SO 4.00m	13-1½ 1/20
71	Mya PATRICK	SO 3.99m	13-1% 1/27

<b>8</b>	<b>Cowley (Kan.)</b>	<b>18.15m</b>	<b>59-6¾</b>
LW: --		<i>average 4.54m</i>	14-10%
38	Jalia FRANKLIN	FR 4.95m	16-3 1/12
45	Kionte SAMPSON	SO 4.81m	15-9% 1/20
61	Shelby SCHMIDT	SO 4.34m	14-3 1/25
68	Annie KELLEY	FR 4.05m	13-3% 1/25

<b>9</b>	<b>Iowa Western CC</b>	<b>17.90m</b>	<b>58-8¾</b>
LW: --		<i>average 4.48m</i>	14-8%
52	Samiya ABU-YOUM	FR 4.67m	15-4 1/19
54	Tahlia ARNEAUD	FR 4.64m	15-2¾ 1/6
58	Zarin GOODRICH	SO 4.47m	14-8 1/25
66	Salome' BRUGIER	SO 4.12m	13-6% 1/19



# 2018 Indoor Track & Field, Week #2

## Women's Triple Jump

<b>1</b>		<b>New Mexico JC</b>	<b>45.58m</b>	<b>149-6</b>	
LW: --			<i>average</i> <b>11.40m</b>	<i>37-4%</i>	
<b>3</b>	Cathilee MULLINGS	SO	<b>12.09m</b>	39-8	<b>1/26</b>
<b>8</b>	Kristal LIBURD	FR	<b>11.44m</b>	37-6½	1/19
<b>9</b>	Akor MAYWIN	FR	<b>11.30m</b>	37-1	1/19
<b>13</b>	Jayda COOPER	FR	<b>10.75m</b>	35-¾	1/19



## 2018 Indoor Track &amp; Field, Week #2

## Women's Shot Put

<b>1</b>		<b>Central Arizona</b>	<b>52.43m</b>	<b>172-0</b>
LW: --		average 13.11m		43-0
1		Cherisse MURRAY	FR 15.92m	52-2% 1/26
3		Devia BROWN	FR 14.68m	48-2 1/20
11		Candesha SCOTT	SO 12.78m	41-11% 1/26
58		Renique SMITH	SO 9.05m	29-8% 1/26
<b>2</b>		<b>Coffeyville (Kan.) CC</b>	<b>49.11m</b>	<b>161-1</b>
LW: --		average 12.28m		40-3½
13		Daija KISER	FR 12.68m	41-7% 1/13
14		Brooklynne WILSON	FR 12.63m	41-5% 1/27
16		Kaylah COOK	FR 12.35m	40-6% 1/12
23		Samantha DAILEY	FR 11.45m	37-6% 1/12
<b>3</b>		<b>Barton (Kan.) CC</b>	<b>48.92m</b>	<b>160-6</b>
LW: --		average 12.23m		40-1½
5		Latavia MAINES	FR 14.37m	47-1% 1/19
16		Shyledeen SMITH	FR 12.35m	40-6% 1/19
24		Kameliah STYLE	FR 11.44m	37-6% 1/27
38		Mikayla DIETZ	FR 10.76m	35-3% 1/27
<b>4</b>		<b>Cloud County (Kan.) CC</b>	<b>45.58m</b>	<b>149-6</b>
LW: --		average 11.40m		37-4¾
7		Gabbreil HARRIS	SO 13.23m	43-5 1/25
8		Takyra HILTON	FR 13.12m	43-½ 1/20
37		Alana BUDKE	SO 10.91m	35-9% 1/25
70		Nikki KRAAIJEVELD	FR 8.32m	27-3% 1/25
<b>5</b>		<b>Vincennes (Ind.)</b>	<b>43.01m</b>	<b>141-1</b>
LW: --		average 10.75m		35-3¾
4		Jamesha WESTERN	SO 14.48m	47-6% 1/19
22		Desire' PARKS	FR 11.61m	38-1% 1/26
68		Erika BONDS	FR 8.65m	28-4% 1/26
71		Paige JONES	SO 8.27m	27-1% 1/26
<b>6</b>		<b>Pima (Ariz.) CC</b>	<b>38.99m</b>	<b>127-11</b>
LW: --		average 9.75m		31-11¾
41		Brianna BERTSCH	SO 10.34m	33-11% 1/20
45		Teresa SWEENEY	SO 10.11m	33-2 1/20
52		Alyssa WATKINS	SO 9.65m	31-8 1/20
61		Kianna RICHARDSON	FR 8.89m	29-2 1/26
<b>7</b>		<b>Paradise Valley (Ariz.)</b>	<b>38.81m</b>	<b>127-4</b>
LW: --		average 9.70m		31-10
26		Sadie SWEENEY	FR 11.38m	37-4 1/20
51		Liz GORE	FR 9.72m	31-10% 1/20
59		Lynsie FIKE	FR 9.01m	29-6% 1/20
65		Dominique LOPEZ	FR 8.70m	28-6% 1/20
<b>8</b>		<b>Cowley (Kan.)</b>	<b>38.73m</b>	<b>127-1</b>
LW: --		average 9.68m		31-9¾
29		Jakayla WEAVER	FR 11.22m	36-9% 1/20
46		Sydney SAWYER	FR 10.08m	33-1 1/12
63		Shelby SCHMIDT	SO 8.77m	28-9% 1/25
66		Annie KELLEY	FR 8.66m	28-5 1/25



# 2018 Indoor Track & Field, Week #2

## Women's Weight Throw

<b>1</b>	<b>Coffeyville (Kan.) CC</b>		<b>55.28m</b>	<b>181-4</b>
LW: --			<i>average 13.82m</i>	45-4%
9	Kaylah COOK	FR	14.62m	47-11% 1/20
17	Victoria HERNANDEZ	FR	13.66m	44-9% 1/13
18	Tierra MYERS	FR	13.64m	44-9 1/20
19	Daija KISER	FR	13.36m	43-10 1/20
<b>2</b>	<b>Barton (Kan.) CC</b>		<b>51.14m</b>	<b>167-9</b>
LW: --			<i>average 12.79m</i>	41-11½
12	Alexis JAMES	SO	14.18m	46-6% 1/12
15	Deonmonique GRANVILLE	FR	13.83m	45-4½ 1/19
32	Mikayla DIETZ	FR	11.75m	38-6% 1/27
36	Kameliah STYLE	FR	11.38m	37-4 1/27
<b>3</b>	<b>Pima (Ariz.) CC</b>		<b>47.11m</b>	<b>154-6</b>
LW: --			<i>average 11.78m</i>	38-7%
14	Alyssa WATKINS	SO	13.85m	45-5% 1/20
23	Brianna BERTSCH	SO	12.71m	41-8% 1/20
37	Teresa SWEENEY	SO	11.36m	37-3% 1/26
51	Marisa PRESMYK	FR	9.19m	30-2 1/26
<b>4</b>	<b>Glendale (Ariz.) CC</b>		<b>42.46m</b>	<b>139-3</b>
LW: --			<i>average 10.62m</i>	34-10
33	Desirae SOTELO	FR	11.68m	38-4 1/20
44	Monay BRANHAM	FR	10.38m	34-¾ 1/20
47	Jacquelyn BEANVAIS	FR	10.21m	33-6 1/20
48	Victoria SHIVELY	FR	10.19m	33-5% 1/20