



2018 Indoor Track & Field, Week #2

Men's 60 Meters

1		Barton (Kan.) CC	27.05	
LW: --		average 6.76		
2	Terence WARE	SO	6.65cA (6.63)	1/19
5	Christian LYON	SO	6.73	1/27
10	Demetri KEATON	FR	6.80	1/27
17	Samson COLBROOKE	SO	6.87	1/12

2		Western Texas	27.26	
LW: --		average 6.82		
3	Emmanuel YEBOAH	FR	6.69cA (6.67)	1/19
5	Shivnarine SMALLING	SO	6.73cA (6.71)	1/19
11	Jaquone HOYTE	FR	6.82cA (6.80)	1/26
42	Khamal STEWART-BAYNES	FR	7.02cA (7.00)	1/19

3		Iowa Central CC	27.50	
LW: --		average 6.88		
4	Bryant BROWN	SO	6.71	1/27
23	Phemelo MATLHABE	FR	6.91	1/20
27	Akeem BRADSHAW	FR	6.94	1/20
27	Cary LOCKHART	FR	6.94	1/26

4		Hutchinson (Kan.) CC	27.63	
LW: --		average 6.91		
12	Kadrin WILLIAMS	SO	6.83c (6.35(55))	1/13
13	Devon HENDERSON	SO	6.84c (6.36(55))	1/13
27	Alex GRAYS	FR	6.94c (6.45(55))	1/13
42	Denilson WHITMORE	FR	7.02c (6.53(55))	1/13

5		Meridian (Miss.) CC	27.71	
LW: --		average 6.93		
17	Marcus REAVES	SO	6.87	1/19
17	Javin ARRINGTON	FR	6.87	1/12
23	Terry CONWELL	FR	6.91	1/12
53	Marcus JACKSON	FR	7.06	1/28

6		Coffeyville (Kan.) CC	27.73	
LW: --		average 6.93		
14	Trentavious HARRIS	FR	6.85	1/20
17	Tyrone THORNTON	FR	6.87	1/20
38	Benjamin AIDOO	SO	7.00	1/20
40	Aaron CHARLTON	FR	7.01	1/27

7		Hinds (Miss.) CC	27.76	
LW: --		average 6.94		
16	Khance MEYERS	FR	6.86	1/19
25	Diamantae GRIFFIN	FR	6.93	1/19
35	Marquel PITTMAN	FR	6.98	1/19
37	Japheth MORRIS	FR	6.99	1/19

8		Iowa Western CC	27.80	
LW: --		average 6.95		
7	Vincent GORDON	SO	6.77	1/12
31	Denzel DOWNING	FR	6.96	1/27
42	Jordan MINNIS	SO	7.02	1/19
50	Marcus KLEIN	SO	7.05	1/25

9		Indian Hills (Iowa) CC	28.07	
LW: --		average 7.02		
22	Joshua RAPHAEL	FR	6.89	1/25
48	Bernard MCCANN III	FR	7.04	1/25
53	Mason LANHART	FR	7.06	12/9
58	Jovan PARKS	FR	7.08	12/9

10		Arkansas Baptist	28.15	
LW: --		average 7.04		
7	Kasaun JAMES	SO	6.77c (6.29(55))	1/26
53	Ken JOHNSON	FR	7.06c (6.56(55))	1/26
68	Travean CALDWELL	SO	7.11c (6.61(55))	1/26
--	Kentarious COBB	SO	7.21c (6.70(55))	1/26

11		Highland (Kan.) CC	28.16	
LW: --		average 7.04		
21	SenQuavious JOHNSON	SO	6.88	1/19
42	Dante THOMAS	FR	7.02	1/19
63	Mikale HART	FR	7.09c (6.59(55))	1/13
86	Duante WALKER	FR	7.17c (6.67(55))	1/13

12		Central Arizona	28.22	
LW: --		average 7.06		
9	Ray WELLS JR	SO	6.79	1/20
63	Talib MUDIWA	FR	7.09	1/20
83	Tavian ROSS	SO	7.16	1/26
92	Isaiah FORD	SO	7.18	1/26

13		Mesa (Ariz.) CC	28.32	
LW: --		average 7.08		
35	Alex KELLYBREW	SO	6.98	1/26
48	Jaylen HIGGINS	SO	7.04	1/20
75	Adrian ADAMS	FR	7.13	1/26
86	Marcus NAISANT	FR	7.17	1/26

14		South Plains (Texas)	28.48	
LW: --		average 7.12		
25	Brandon LETTS	FR	6.93cA (6.91)	1/26
31	Andre EDWARDS	FR	6.96cA (6.94)	1/26
--	Asani HYLTON	FR	7.28cA (7.26)	1/26
--	Mark ADAMS	FR	7.31cA (7.29)	1/26

15		Paradise Valley (Ariz.)	28.55	
LW: --		average 7.14		
33	William NICHOLSON	SO	6.97	1/20
76	Calvin WILSON	FR	7.14	1/20
--	Connor WILLIAMSON	SO	7.22	1/26
--	Tim WHITE	FR	7.22	1/20

16		Pratt (Kan.) CC	28.57	
LW: --		average 7.14		
14	Dorson ST.PHARD	FR	6.85	1/26
86	Anthony PAUL	SO	7.17	1/26
--	Yves CHERUBIN	FR	7.23	1/26
--	Juvens PIERRE	SO	7.32	1/26



2018 Indoor Track & Field, Week #2

Men's 60 Meters

17		Cloud County (Kan.) CC	28.61
LW: --		average 7.15	
33	Jacob KOELZER	FR	6.97 1/12
78	Peter ACKAH	FR	7.15 1/25
--	Darrien LIPSCOMB	SO	7.23 1/12
--	Louis HUMBERT	FR	7.26 1/25

18		Lincoln (Ill.)	28.74
LW: --		average 7.19	
58	Rodman TELTULL	FR	7.08 1/27
63	Kane JACKSON	SO	7.09 1/20
--	Josh TURNER	FR	7.25 1/27
--	Desmond BERDELL	SO	7.32 1/27

19		Garden City (Kan.) CC	28.80
LW: --		average 7.20	
40	Johnathan SMITH	FR	7.01 1/12
--	Tre MCCLARY	SO	7.22 1/12
--	Elijah CLARK	SO	7.26 1/19
--	Denim ROGERS	SO	7.31cA (7.29) 1/26

20		Cowley (Kan.)	29.02
LW: --		average 7.26	
63	Jai-Mein BERRY	FR	7.09 1/20
86	Micah HARRISON	FR	7.17 1/25
--	Nickolas CLARK	FR	7.35 1/20
--	Warren GRAVES	FR	7.41 1/20

21		Monroe (N.Y.)	29.07
LW: --		average 7.27	
86	Elijah YOUNG	SO	7.17 1/13
99	Odane ARTWELL	SO	7.20 1/19
--	Armon KELLEY	SO	7.27 1/19
--	Gabriel ABDUL-KARIM	SO	7.43 1/13

22		North Iowa Area CC	29.10
LW: --		average 7.28	
78	Timothi MCMASTER	FR	7.15 1/20
92	Prince BODUO	FR	7.18 1/25
--	Jevonte GANZY	FR	7.35 1/20
--	Jack ROGGEVEEN	FR	7.42 1/20

23		Pima (Ariz.) CC	29.17
LW: --		average 7.29	
50	Duan GRANT	FR	7.05 1/26
78	Isaiah MARTIN	SO	7.15 1/20
99	Dariun GLOVER	FR	7.20 1/20
--	DeShawn GILL	FR	7.77 1/20

24		Triton (Ill.)	29.52
LW: --		average 7.38	
--	Antwane THIGPEN	FR	7.22 1/27
--	Demariye CARPENTER	FR	7.31 1/27
--	Keenan DAVIS	FR	7.49 1/27
--	Jacques HAYES	FR	7.50 1/27

25		DuPage (Ill.)	29.57
LW: --		average 7.39	
99	Quintin BROWN	FR	7.20 1/27
--	Kenneth BROWN	FR	7.42 1/27
--	Patrick PATER	SO	7.45 1/27
--	Cyrille MBAH	FR	7.50 1/27

26		Louisburg (N.C.)	29.76
LW: --		average 7.44	
68	Tyric HARPER	FR	7.11 12/2
--	Tashun ALLISON	FR	7.45 12/2
--	Marlon MCCOREY	FR	7.54 12/2
--	Donovan RITTER	FR	7.66cA (7.10(55)) 1/19

27		Hawkeye (Iowa) CC	29.88
LW: --		average 7.47	
--	James MCLEAN	FR	7.35 1/13
--	Jakob LUNA	FR	7.48 1/20
--	Avery MOORE	FR	7.49 1/20
--	Reece MCLAUGHLIN	FR	7.56 1/13

28		Southwestern (Iowa) C	30.09
LW: --		average 7.52	
--	Demetrius COLEMAN	FR	7.38 1/26
--	Albert MILLER	FR	7.41 1/20
--	Jeremy NEWTON	SO	7.62 1/26
--	Malik MCCLELLON	SO	7.68 1/26

29		Muskegon (Mich.) CC	30.36
LW: --		average 7.59	
--	Jacob HOEBEKE	FR	7.36 1/27
--	Anthony GUALITERI	FR	7.44 1/19
--	Evan KAUFMAN	SO	7.57 1/27
--	Justin TOKARCZYK	SO	7.99 1/19

30		Neosho County (Kan.)	30.77
LW: --		average 7.69	
--	Andrew PHILLIPS	FR	7.34 1/19
--	Cornelius JACKSON	FR	7.74 1/27
--	Landon GRIFFIN	FR	7.84 1/27
--	Stephon KING	FR	7.85 1/27

31		Queensborough (N.Y.)	31.31
LW: --		average 7.83	
--	Tahkhal WILSON-HILL	FR	7.60 1/19
--	Jamison STEWART	FR	7.68 1/13
--	Derrick WILLIAMS	FR	7.78 1/19
--	Johnny ALEXIS	FR	8.25 1/5



2018 Indoor Track & Field, Week #2

Men's 200 Meters

Rank	Team	Time	Average
1	Barton (Kan.) CC	1:26.76	<i>average 21.69</i>
LW: --			
4	Dartez HAMLIN	FR 21.39cA (21.32)	1/19
8	Christian LYON	SO 21.58cA (21.51)	1/19
12	Darien WELLS	FR 21.76cA (21.69)	1/19
21	Demetri KEATON	FR 22.03	1/27
2	Arkansas Baptist	1:27.00	<i>average 21.75</i>
LW: --			
1	Kasaun JAMES	SO 20.82cf (21.19)	1/26
10	Travean CALDWELL	SO 21.71cf (22.09)	1/26
15	Ken JOHNSON	FR 21.87cf (22.26)	1/26
62	Kentarious COBB	SO 22.60cf (23.00)	1/26
3	Iowa Central CC	1:27.57	<i>average 21.89</i>
LW: --			
5	Malik BEVERLY	SO 21.43	1/27
17	Phemelo MATLHABE	FR 21.95	1/20
25	Bryant BROWN	SO 22.09	1/27
26	Cary LOCKHART	FR 22.10cf (22.49)	1/26
4	Hinds (Miss.) CC	1:27.81	<i>average 21.95</i>
LW: --			
3	Khance MEYERS	FR 21.33	1/28
22	Marquel PITTMAN	FR 22.05	1/28
23	Diamantae GRIFFIN	FR 22.07	1/28
44	Nathaniel HUGGINS	SO 22.36	1/28
5	Coffeyville (Kan.) CC	1:28.05	<i>average 22.01</i>
LW: --			
11	Jermaine HOLT	SO 21.74 OT	1/27
14	Brad ALEXANDER	SO 21.78	1/12
26	Tyrone THORNTON	FR 22.10 OT	1/27
48	Trentavious HARRIS	FR 22.43 OT	1/27
6	Western Texas	1:28.44	<i>average 22.11</i>
LW: --			
7	Khamal STEWART-BAYNES	FR 21.54cA (21.47)	1/19
18	Emmanuel YEBOAH	FR 21.97cA (21.90)	1/19
53	Jaquone HOYTE	FR 22.45cA (22.38)	1/19
57	Gabriel WALKER	SO 22.48cA (22.41)	1/26
7	Iowa Western CC	1:28.50	<i>average 22.13</i>
LW: --			
6	Vincent GORDON	SO 21.53	1/19
32	Jordan MINNIS	SO 22.21	1/19
43	Renardo WILSON	SO 22.35 OT	1/27
46	Daiten RHONE	SO 22.41 OT	1/27
8	Indian Hills (Iowa) CC	1:28.56	<i>average 22.14</i>
LW: --			
20	Joshua RAPHAEL	FR 22.02cf (22.41)	1/25
30	Brieon RANDLE	SO 22.16cf (22.55)	1/20
31	Jovan PARKS	FR 22.17cf (22.56)	1/20
32	Raykwon MCCLENNY	FR 22.21cf (22.60)	1/25
9	Hutchinson (Kan.) CC	1:28.83	<i>average 22.21</i>
LW: --			
16	Alex GRAYS	FR 21.90cf (22.29)	1/25
38	Denilson WHITMORE	FR 22.25cu (22.94)	1/13
41	Kadrin WILLIAMS	SO 22.34cu (23.03)	1/13
41	Donovan WHITMORE	FR 22.34cf (22.74)	1/25
10	Monroe (N.Y.)	1:29.49	<i>average 22.37</i>
LW: --			
2	Elijah YOUNG	SO 21.23	1/26
47	Odane ARTWELL	SO 22.42	1/26
70	Armon KELLEY	SO 22.69	1/26
97	Timothy EPPS	SO 23.15	1/13
11	Central Arizona	1:29.67	<i>average 22.42</i>
LW: --			
12	Ray WELLS JR	SO 21.76	1/20
39	Grayling DAVIS	SO 22.26	1/26
73	Talib MUDIWA	FR 22.76	1/26
76	Isaiah FORD	SO 22.89	1/26
12	Pratt (Kan.) CC	1:29.69	<i>average 22.42</i>
LW: --			
28	Anthony PAUL	SO 22.13cf (22.52)	1/20
37	Dorson ST.PHARD	FR 22.23cf (22.62)	1/26
65	Robert MASTON	FR 22.66cf (23.06)	1/26
68	Christopher MCENERY	SO 22.67cf (23.07)	1/26
13	Highland (Kan.) CC	1:29.78	<i>average 22.45</i>
LW: --			
29	SenQuavious JOHNSON	SO 22.14cf (22.53)	1/25
40	Mikale HART	FR 22.28cf (22.67)	1/19
48	Duante WALKER	FR 22.43cu (23.12)	1/13
81	Dante THOMAS	FR 22.93cu (23.34)	1/6
14	Mesa (Ariz.) CC	1:30.58	<i>average 22.65</i>
LW: --			
19	Alex KELLYBREW	SO 21.99	1/26
71	Carver DUMAS	SO 22.75	1/20
75	Idriss KONZIVENET	FR 22.85	1/26
86	Jaylen HIGGINS	SO 22.99	1/26
15	Hawkeye (Iowa) CC	1:30.82	<i>average 22.71</i>
LW: --			
32	Brandon BEARD	FR 22.21cf (22.60)	1/13
60	Kenneth BEARD	FR 22.56cf (22.96)	1/13
81	Riley LITTLE	FR 22.93cf (23.34)	1/20
95	Collin CONGER	FR 23.12cf (23.53)	1/20
16	Pima (Ariz.) CC	1:31.77	<i>average 22.94</i>
LW: --			
64	Dariun GLOVER	FR 22.62	1/26
76	Duan GRANT	FR 22.89	1/26
88	Isaiah MARTIN	SO 23.01	1/20
--	DeShawn GILL	FR 23.25	1/26



2018 Indoor Track & Field, Week #2

Men's 200 Meters

17		Paradise Valley (Ariz.)	1:32.07
LW: --		average 23.02	
35	William NICHOLSON	SO	22.22 1/20
61	Tim WHITE	FR	22.59 1/26
--	Ivan ZAHARCHENKO	FR	23.54 1/20
--	Gabriel CARILLO	FR	23.72 1/26

18	North Iowa Area CC	1:32.73	
LW: --		average 23.18	
78	Timothi MCMASTER	FR	22.91cf (23.32) 1/20
--	Kyle YOUNKER	FR	23.24cf (23.65) 1/25
--	Jack ROGGEVEEN	FR	23.27cf (23.68) 1/20
--	Prince BODUO	FR	23.31cf (23.72) 1/20

19	Glendale (Ariz.) CC	1:33.73	
LW: --		average 23.43	
45	Robert KINCADE	FR	22.37 1/20
91	Tarik MADKINS	SO	23.07 1/26
--	Tre'von JOHNS	FR	23.76 1/26
--	Zachary MOHLER	FR	24.53 1/26

20		Lincoln (Ill.)	1:34.13
LW: --		average 23.53	
98	Rodman TELTULL	FR	23.18cf (23.59) 1/27
--	Josh TURNER	FR	23.23cf (23.64) 1/27
--	Desmond BERDELL	SO	23.63cf (24.05) 1/20
--	Eric THOMAS	FR	24.09cf (24.52) 1/27

21	DuPage (Ill.)	1:34.92	
LW: --		average 23.73	
--	Cyrille MBAH	FR	23.50 OT 1/27
--	Auston DRAPER	FR	23.62 OT 1/27
--	Patrick PATER	SO	23.88 OT 1/27
--	Kenneth BROWN	FR	23.92 OT 1/27

22		Louisburg (N.C.)	1:35.34
LW: --		average 23.84	
71	Quinton ADAMS	FR	22.75 1/26
--	John CONNOLLY	FR	23.78 1/26
--	Tashun ALLISON	FR	24.21cf (24.64) 12/2
--	Marlon MCCOREY	FR	24.60cf (25.04) 12/2

23		Muskegon (Mich.) CC	1:35.85
LW: --		average 23.96	
--	Armund GORDON	FR	23.58 OT 1/19
--	Jacob HOEBEKE	FR	23.75 OT 1/27
--	Caleb SIDOCK	FR	23.85 OT 1/19
--	Anthony GUALITERI	FR	24.67 OT 1/19

24	Triton (Ill.)	1:36.09	
LW: --		average 24.02	
--	Antwane THIGPEN	FR	23.19cf (23.60) 1/27
--	Demariye CARPENTER	FR	23.36cf (23.77) 1/27
--	Joesph HOFFMANN	FR	24.68cf (25.12) 1/27
--	Jacques HAYES	FR	24.86cf (25.30) 1/27

25	Vincennes (Ind.)	1:37.13	
LW: --		average 24.28	
51	Marlowe MOSLEY	SO	22.44 1/19
--	Javon WILKERSON	FR	23.37cf (23.78) 1/20
--	Charles THOMPSON	FR	25.03cf (25.47) 1/20
--	Hayden CONNOR	SO	26.29cf (26.76) 1/20

26	Southwestern (Iowa) C	1:39.18	
LW: --		average 24.80	
--	Albert MILLER	FR	23.94cf (24.36) 1/20
--	Demetrius COLEMAN	FR	24.30cf (24.73) 1/26
--	Malik MCCLELLON	SO	25.39cf (25.84) 1/26
--	Rob GUERRERO	FR	25.55cf (26.00) 1/26

27	Queensborough (N.Y.)	1:42.23	
LW: --		average 25.56	
--	Tahkhal WILSON-HILL	FR	24.23 1/19
--	Derrick WILLIAMS	FR	24.71 1/19
--	Jamison STEWART	FR	25.39 1/5
--	Bryan GOMEZ	FR	27.90 1/13

28	Onondaga (N.Y.) CC	1:42.38	
LW: --		average 25.60	
--	Peter GONZALEZ	FR	24.16cf (24.59) 1/26
--	Alexander FERGUSON	FR	25.10cf (25.55) 1/26
--	Jason OTT	FR	26.01cf (26.47) 1/26
--	Kevin KIDNEY	FR	27.11cf (27.59) 1/26

29	CCRI	1:42.71	
LW: --		average 25.68	
--	Alexander MOWRY	FR	25.31cf (25.76) 12/9
--	Cristian FIGUEROA	FR	25.46 12/2
--	Kelder CARDOSO	FR	25.95cf (26.41) 12/9
--	Dariel SANTANA BAEZ	FR	25.99 12/2



2018 Indoor Track & Field, Week #2


Men's 400 Meters

1	Meridian (Miss.) CC	3:15.49		
LW: --		average 48.87		
1	James BURNETT	SO 46.92	1/28	
6	Leander FORBES	FR 47.99	1/19	
10	Terry CONWELL	FR 48.54	1/19	
80	Andre BURRELL	SO 52.04	1/19	
2	Barton (Kan.) CC	3:15.85		
LW: --		average 48.96		
13	Darien WELLS	FR 48.84cA (48.73)	1/19	
14	Travis HUGG	FR 48.85cA (48.74)	1/19	
18	Kyle MASON	SO 49.02cA (48.91)	1/19	
20	Hilton MCCLAIN	SO 49.14cA (49.03)	1/19	
3	Coffeyville (Kan.) CC	3:16.37		
LW: --		average 49.09		
2	Jermaine HOLT	SO 47.17 OT	1/27	
10	Julien GILLUM	FR 48.54 OT	1/27	
41	Patrick ROGERS	FR 50.31 OT	1/27	
43	Princeton LIGGINS	SO 50.35 OT	1/27	
4	Hinds (Miss.) CC	3:17.29		
LW: --		average 49.32		
9	Cruz MAGEE	FR 48.14	1/28	
25	Zacharey GOODMAN	FR 49.43	1/28	
27	Nathaniel HUGGINS	SO 49.50	1/19	
38	Keshun REED	SO 50.22	1/19	
5	Arkansas Baptist	3:17.29		
LW: --		average 49.32		
3	Kasaun JAMES	SO 47.46cf (48.21)	1/26	
5	Travean CALDWELL	SO 47.67cf (48.43)	1/26	
56	Garrett SLAUGHTER	SO 50.90cf (51.71)	1/26	
65	Ken JOHNSON	FR 51.26cf (52.07)	1/26	
6	Monroe (N.Y.)	3:18.98		
LW: --		average 49.75		
4	Elijah YOUNG	SO 47.52	1/26	
39	Timothy EPPS	SO 50.23	1/26	
48	Donte Rolley WILLIAMS	SO 50.44	1/19	
53	Yardley PIERRE-LOUIS	SO 50.79	1/26	
7	Iowa Western CC	3:20.01		
LW: --		average 50.00		
6	Vincent GORDON	SO 47.99 OT	1/27	
15	Jordan MINNIS	SO 48.86 OT	1/27	
69	Aaron JOHNSON	FR 51.33	1/19	
75	Corey FOLDS	FR 51.83	1/19	
8	Iowa Central CC	3:20.96		
LW: --		average 50.24		
12	Vincent NOTZ	FR 48.80	1/20	
35	Ndiaga SECK	SO 50.02	1/27	
51	Thomas ZOR	SO 50.64	1/20	
70	Kane VIRTUE	SO 51.50	1/20	
9	Hawkeye (Iowa) CC	3:21.58		
LW: --		average 50.40		
21	Brandon BEARD	FR 49.15cf (49.93)	1/25	
47	Kenneth BEARD	FR 50.41cf (51.21)	1/20	
56	Jack JENSEN	FR 50.90cf (51.71)	1/25	
62	Cole WILLERT	FR 51.12cf (51.93)	1/25	
10	Indian Hills (Iowa) CC	3:23.08		
LW: --		average 50.77		
29	Brieon RANDLE	SO 49.54cf (50.33)	1/20	
32	Jovan PARKS	FR 49.57cf (50.36)	1/25	
64	Jeremy LEATH	FR 51.25cf (52.06)	1/20	
97	David BUCKNER	FR 52.72cf (53.56)	1/25	
11	Central Arizona	3:24.26		
LW: --		average 51.07		
17	Tavian ROSS	SO 48.99	1/26	
33	Grayling DAVIS	SO 49.78	1/20	
52	Veto VIRGIN	FR 50.70	1/26	
--	Sean NEELY	FR 54.79	1/20	
12	Highland (Kan.) CC	3:24.73		
LW: --		average 51.18		
43	Xavian POWELL	FR 50.35cf (51.15)	1/25	
63	Mytavious CARRIGAN	FR 51.20cu (52.53)	1/13	
67	Tre'Nez WILKINSON	FR 51.28cu (52.61)	1/13	
76	Curtis ALLEN	SO 51.90cf (52.72)	1/25	
13	Pratt (Kan.) CC	3:24.86		
LW: --		average 51.22		
31	Christopher MCENERY	SO 49.56cf (50.35)	1/26	
50	Robert MASTON	FR 50.46cf (51.26)	1/26	
72	Darius RUFF	FR 51.61cf (52.43)	1/26	
--	Dalvin RUFF	FR 53.23cf (54.08)	1/20	
14	Cloud County (Kan.) CC	3:27.81		
LW: --		average 51.95		
34	Darrien LIPSCOMB	SO 49.97cf (50.76)	1/25	
40	Lesley MAHLAKOANE	FR 50.30cf (51.10)	1/25	
58	Tanner BROWN	FR 50.92cf (51.73)	1/20	
--	Deontre HARDIMAN	FR 56.62cf (57.52)	1/20	
15	Pima (Ariz.) CC	3:28.95		
LW: --		average 52.24		
74	Adrian WATSON	FR 51.77	1/26	
77	Robert WILLIAMS	FR 51.97	1/20	
88	Issa ABDIKADIR	FR 52.31	1/26	
--	Dariun GLOVER	FR 52.90	1/20	
16	North Iowa Area CC	3:30.65		
LW: --		average 52.66		
84	Ethan KLASI	SO 52.26cf (53.09)	1/25	
85	Prince BODUO	FR 52.28cf (53.11)	1/25	
99	Kyle YOUNKER	FR 52.86cf (53.70)	1/25	
--	Scott HENGESTEG	SO 53.25cf (54.10)	1/25	




2018 Indoor Track & Field, Week #2

Men's 400 Meters

17  **Louisburg (N.C.)** **3:34.71**
 LW: -- *average 53.68*

90	John CONNOLLY	FR	52.49		1/26
--	Quinton ADAMS	FR	53.01cf	(53.85)	12/2
--	Malik BANNER	FR	53.86cf	(54.72)	12/2
--	Rodi FELDLIET	SO	55.35cf	(56.23)	12/2

18  **Lincoln (Ill.)** **3:36.79**
 LW: -- *average 54.20*

--	Eduardo LOPEZ	SO	53.22cf	(54.06)	1/27
--	Christian RAYMOND	SO	53.66cf	(54.51)	1/27
--	Abdoulaye DIAWARA	FR	54.09cf	(54.95)	1/20
--	Rashawn HALL	FR	55.82cf	(56.71)	1/27

19 **Queensborough (N.Y.)** **4:13.59**
 LW: -- *average 1:03.40*

--	Derrick WILLIAMS	FR	58.80		1/13
--	Djefifi OKORO	FR	1:02.83		1/13
--	Shamas RASOOL	FR	1:05.24		1/13
--	Bryan GOMEZ	FR	1:06.72		1/19



2018 Indoor Track & Field, Week #2

Men's 600 Meters

1		Barton (Kan.) CC	5:26.39	
LW: --		average 1:21.60		
5	Michale REYES	SO	1:19.85	1/19
8	Kenroy WILLIAMS	FR	1:20.24	1/19
18	Adriano GUMBS	FR	1:22.30	1/27
30	Hilton MCCLAIN	SO	1:24.00	1/27

2		Coffeyville (Kan.) CC	5:29.50	
LW: --		average 1:22.38		
7	Jermaine HOLT	SO	1:20.16cf	:12.64(600)) 1/20
14	Julien GILLUM	FR	1:21.71	1/12
25	Jon SYLVESTER	FR	1:22.80	1/12
43	Dodley THERMITUS	FR	1:24.83	1/12

3		Iowa Central CC	5:31.45	
LW: --		average 1:22.86		
4	Ndiaga SECK	SO	1:19.75	1/20
19	Isaiah NICHOLAS	SO	1:22.48cf	(1:23.71) 1/26
28	Mel OBADIAH	FR	1:23.46cf	(1:24.71) 1/26
49	Isaac ANTENOR	SO	1:25.76	1/20

4		Cloud County (Kan.) CC	5:37.59	
LW: --		average 1:24.40		
12	Stephen MARINDICH	SO	1:20.91cf	:13.32(600)) 1/20
16	Tanner BROWN	FR	1:22.10cf	:14.40(600)) 1/25
38	Omari MILLER	FR	1:24.55cf	:16.62(600)) 1/25
87	Deontre HARDIMAN	FR	1:30.03cf	:21.59(600)) 1/25

5		Iowa Western CC	5:37.66	
LW: --		average 1:24.42		
11	Renardo WILSON	SO	1:20.81	1/19
33	Marcus KLEIN	SO	1:24.05c	(1:25.31) 1/6
52	Michael MCCALL	FR	1:25.86c	:16.66(600)) 1/27
62	Corey FOLDS	FR	1:26.94c	(1:28.24) 1/6

6		Central Arizona	5:38.05	
LW: --		average 1:24.51		
23	Grayling DAVIS	SO	1:22.67	1/26
40	Veto VIRGIN	FR	1:24.77	1/20
42	Tavian ROSS	SO	1:24.81	1/20
51	Tarique MOSES	SO	1:25.80	1/20

7		Cowley (Kan.)	5:38.57	
LW: --		average 1:24.64		
17	Morris WYNN	FR	1:22.14cf	:14.43(600)) 1/25
24	Tanner BLACKMORE	FR	1:22.74cf	:14.98(600)) 1/25
37	Jakalub RHODES	SO	1:24.42cf	:16.50(600)) 1/25
79	Ky MANN	FR	1:29.27cf	:20.90(600)) 1/20

8		Pratt (Kan.) CC	5:42.62	
LW: --		average 1:25.66		
21	Christopher MCENERY	SO	1:22.57cf	:14.83(600)) 1/20
31	Robert MASTON	FR	1:24.01cf	:16.13(600)) 1/20
70	Joshua MITCHELL	FR	1:27.82cf	(1:29.14) 1/26
74	William CHARLES	FR	1:28.22cf	(1:29.54) 1/26

9		Monroe (N.Y.)	5:43.87	
LW: --		average 1:25.97		
3	Kasique OLIVER	SO	1:19.65c	:03.21(500)) 1/26
34	Donte Rolley WILLIAMS	SO	1:24.26c	:06.87(500)) 1/26
68	Emilio WILSON - KING	SO	1:27.51c	:09.45(500)) 1/13
--	Michael BAKER	SO	1:32.45c	:13.37(500)) 1/12

10		Vincennes (Ind.)	5:43.95	
LW: --		average 1:25.99		
20	Kevin JOHNSON	SO	1:22.49cf	(1:23.73) 1/26
21	Marlowe MOSLEY	SO	1:22.57cf	(1:23.81) 1/26
63	Maurshawnee WHITE	SO	1:27.05cf	(1:28.35) 1/20
--	Cambrin DIXON	FR	1:31.84cf	(1:33.22) 1/26

11		North Iowa Area CC	5:44.94	
LW: --		average 1:26.24		
35	Akahnni DELGADO	FR	1:24.36cf	(1:25.62) 1/25
36	David CARTER	SO	1:24.38cf	(1:25.64) 1/20
59	Daniel HENNIGAR	FR	1:26.71cf	(1:28.01) 1/25
81	Logan DALBECK	FR	1:29.49cf	(1:30.83) 1/13

12		Hawkeye (Iowa) CC	5:48.96	
LW: --		average 1:27.24		
44	Konner ROTH	FR	1:24.95cf	(1:26.22) 1/20
47	Jack JENSEN	FR	1:25.50cf	(1:26.78) 1/13
78	Avery MOORE	FR	1:29.18cf	(1:30.52) 1/25
80	Conner RIEHM	FR	1:29.33cf	(1:30.67) 1/25

13		Glendale (Ariz.) CC	6:06.72	
LW: --		average 1:31.68		
50	Daniel AVILA	SO	1:25.78	1/26
92	Marcel YOUNG	FR	1:30.64	1/26
95	Brandon JIRAK	FR	1:30.83	1/26
--	Tre'von JOHNS	FR	1:39.47	1/26



2018 Indoor Track & Field, Week #2

Men's 800 Meters

1	Cloud County (Kan.) CC	7:52.26
LW: -- <i>average 1:58.07</i>		
6	Stephen MARINDICH	SO 1:55.04 1/12
7	Longins KOURI	FR 1:55.58cf (1:57.23) 1/25
29	Moses DIRANE	SO 1:59.45cf (2:01.15) 1/20
52	Tanner BROWN	FR 2:02.19 1/12

2	Monroe (N.Y.)	7:52.46
LW: -- <i>average 1:58.12</i>		
2	Kasique OLIVER	SO 1:51.47 1/26
19	Thapelo MAKOFANE	FR 1:57.65 1/26
20	James MAJENGE	SO 1:57.74 1/19
78	Shaquille BARZEY	FR 2:05.60 1/26

3	Meridian (Miss.) CC	7:53.97
LW: -- <i>average 1:58.49</i>		
12	Michael WEAVER	FR 1:56.70 1/28
21	Micah BRITTON	SO 1:58.07 1/28
29	Devin MARTIN	FR 1:59.45 1/13
33	Jesse APPLEWHITE	FR 1:59.75 1/28

4	South Plains (Texas)	7:57.27
LW: -- <i>average 1:59.32</i>		
14	Montel HOOD	SO 1:57.06c (1:57.40) 1/26
15	Dekaryea FREEMAN	SO 1:57.13c (1:57.47) 1/26
37	Ulises CARDOZA	FR 2:00.36c (2:00.71) 1/26
58	Myles SCOTT	SO 2:02.72c (2:03.07) 1/26

5	Iowa Central CC	7:57.34
LW: -- <i>average 1:59.33</i>		
25	Chris WIGNALL	FR 1:58.98cf (2:00.68) 1/26
28	Isaiah NICHOLAS	SO 1:59.10 1/20
31	Mel OBADIAH	FR 1:59.47 1/20
34	Chase BULTEN	SO 1:59.79cf (2:01.50) 1/26

6	Allen (Kan.) CC	7:57.87
LW: -- <i>average 1:59.47</i>		
3	Anthony GLASGOW	SO 1:54.07 1/27
10	Ryan YARDE	SO 1:56.17 1/27
55	Kyle RADER	FR 2:02.30cf (2:04.05) 1/25
74	Travis LENZ	FR 2:05.33cf (2:07.12) 1/25

7	Macomb (Mich.) CC	8:01.65
LW: -- <i>average 2:00.41</i>		
9	Chase FEDOLAK	FR 1:56.15 12/1
40	Dan WESTARB	FR 2:00.85 1/26
49	Andrew ELLICOTT	SO 2:01.79 1/19
60	Jarred JOLLEY	FR 2:02.86 1/26

8	Pima (Ariz.) CC	8:08.06
LW: -- <i>average 2:02.02</i>		
17	Collin DYLLA	SO 1:57.35 1/26
26	Gabe ATCHLEY	SO 1:59.08 1/26
45	Victor BUSTAMANTE	SO 2:01.47 1/26
--	Connor DEAKIN	FR 2:10.16 1/26

9	Mesa (Ariz.) CC	8:08.28
LW: -- <i>average 2:02.07</i>		
41	Luke JERNIGAN	FR 2:00.92 1/26
42	Carlos BUGDUD BUENO	FR 2:00.94 1/26
56	Casey BROWN	FR 2:02.43 1/26
64	Kyle GALLAGHER	FR 2:03.99 1/26

10	Hawkeye (Iowa) CC	8:09.34
LW: -- <i>average 2:02.34</i>		
22	Konner ROTH	FR 1:58.30cf (1:59.99) 1/25
38	David THOMPSON	FR 2:00.44cf (2:02.16) 1/20
72	Houstyn PHINNEY	FR 2:05.18cf (2:06.97) 1/25
76	Malcolm MYERS	FR 2:05.42cf (2:07.21) 1/13

11	Vincennes (Ind.)	8:12.16
LW: -- <i>average 2:03.04</i>		
24	Jacob ADAMS	FR 1:58.71cf (2:00.40) 1/26
63	Josh HODGE	FR 2:03.82cf (2:05.59) 1/26
66	Curtis WETZEL	FR 2:04.46cf (2:06.24) 1/26
71	Collin ZOLLMAN	SO 2:05.17cf (2:06.96) 1/20

12	Coffeyville (Kan.) CC	8:15.65
LW: -- <i>average 2:03.91</i>		
35	Jerrell HUNTER	FR 1:59.92 1/27
59	Wilder FENELUS	FR 2:02.77 1/12
75	La'Corian BALLARD	FR 2:05.38 1/12
89	E'Manuel GODFREY	SO 2:07.58 1/27

13	Southern Idaho	8:18.07
LW: -- <i>average 2:04.52</i>		
50	Clayton VANDYKE	FR 2:01.86 1/20
68	Ethan HURST	FR 2:04.60 1/20
69	Kellis JOHNSON	FR 2:04.98 1/20
86	Riley TAYLOR	FR 2:06.63 1/20

14	North Iowa Area CC	8:26.02
LW: -- <i>average 2:06.50</i>		
47	Brian JACQUES	FR 2:01.61cf (2:03.35) 1/20
77	Daniel HENNIGAR	FR 2:05.58cf (2:07.37) 1/20
--	Hunter FILLOON	FR 2:09.16cf (2:11.00) 1/20
--	Canyon KUHLMANN	SO 2:09.67cf (2:11.52) 1/25

15	Pratt (Kan.) CC	8:31.24
LW: -- <i>average 2:07.81</i>		
48	Elijah BATTLE	FR 2:01.71cf (2:03.45) 1/20
95	Logan KRENN	SO 2:08.04cf (2:09.87) 1/20
--	Xavier ORTIZ	FR 2:10.14cf (2:12.00) 1/20
--	Joshua MITCHELL	FR 2:11.35cf (2:13.22) 1/20

16	Indian Hills (Iowa) CC	8:37.42
LW: -- <i>average 2:09.35</i>		
8	Chris KUBLI	FR 1:56.12cf (1:57.78) 1/20
--	Clayton GRAINGER	FR 2:09.04cf (2:10.88) 1/25
--	Cameron SCHROEDER	FR 2:11.83cf (2:13.71) 1/20
--	garrett HINSON	SO 2:20.43cf (2:22.43) 1/20



2018 Indoor Track & Field, Week #2

Men's 800 Meters

17 Hutchinson (Kan.) CC 8:41.42

LW: -- *average 2:10.36*

97	Alec PERRONE	FR	2:08.37cf	(2:10.20)	1/19
100	Myles HANSEN	FR	2:08.45c	(2:11.29)	1/13
--	Jacob SCHARTZ	FR	2:11.33c	(2:14.24)	1/13
--	Lucas BARLOW	FR	2:13.27c	(2:16.22)	1/13

18 Lincoln (Ill.) 8:43.90

LW: -- *average 2:10.97*

93	Christian RAYMOND	SO	2:07.97cf	(2:09.80)	1/20
--	Abdoulaye DIAWARA	FR	2:08.67cf	(2:10.51)	1/27
--	Eduardo LOPEZ	SO	2:10.40cf	(2:12.26)	1/20
--	Dillon BUTLER	FR	2:16.86cf	(2:18.81)	1/27

19 Southwestern (Iowa) C 9:01.98

LW: -- *average 2:15.50*

51	Jalen TWO LEGGINS	SO	2:01.95cf	(2:03.69)	1/20
--	Phoenix SHADDEN	FR	2:15.23cf	(2:17.16)	1/20
--	Shane BREHENY	FR	2:20.50cf	(2:22.51)	1/26
--	Chance WEBSTER	SO	2:24.30cf	(2:26.36)	1/26



2018 Indoor Track & Field, Week #2

Men's 1000 Meters

1		Cloud County (Kan.) CC	10:19.0
LW: --		average 2:34.77	
2	Moses DIRANE	SO	2:27.03cf (2:29.05) 1/25
3	Stephen MARINDICH	SO	2:29.77cf (2:31.83) 1/25
5	Thobile MOSITO	SO	2:31.63cf (2:33.72) 1/25
52	Anthony NUNEZ	SO	2:50.64 1/12

2	Monroe (N.Y.)	10:38.2
LW: --		average 2:39.57
4	James MAJENGE	SO 2:30.64 1/26
10	Thapelo MAKOFANE	FR 2:34.67 1/13
31	Shaquille BARZEY	FR 2:44.50 1/19
44	Emilio WILSON - KING	SO 2:48.46 1/19

3	Hutchinson (Kan.) CC	10:50.2
LW: --		average 2:42.57
11	Jason LUFT	FR 2:35.60cf (2:37.74) 1/25
25	Connor KAUFMAN	FR 2:42.80c (2:46.22) 1/13
27	Kade GERLACH	FR 2:43.52c (2:46.96) 1/13
40	Tony IBARRA	FR 2:48.34c (2:51.88) 1/13

4	Pima (Ariz.) CC	10:57.9
LW: --		average 2:44.50
15	Collin DYLLA	SO 2:36.24 1/20
28	Gabe ATCHLEY	SO 2:43.59 1/20
33	Victor BUSTAMANTE	SO 2:44.88 1/20
57	Connor DEAKIN	FR 2:53.28 1/20

5	North Iowa Area CC	11:04.8
LW: --		average 2:46.22
17	Blake KELLER	SO 2:37.50cf (2:39.67) 1/20
35	Brian JACQUES	FR 2:44.99cf (2:47.26) 1/13
49	Canyon KUHLMANN	SO 2:49.68cf (2:52.02) 1/20
56	Grant DIEKEN	FR 2:52.71cf (2:55.09) 1/13

6		Highland (Kan.) CC	11:12.7
LW: --		average 2:48.17	
18	Saulo YOEL	FR 2:37.90cf (2:40.07) 1/25	
36	Zekarias PHILIPO	SO 2:45.02c (2:48.49) 1/13	
58	Cole HINTON	SO 2:53.66c (2:56.05) 1/6	
63	Robel TESFAMICHAEL	FR 2:56.12cf (2:58.54) 1/19	

7		Paradise Valley (Ariz.)	11:18.1
LW: --		average 2:49.54	
29	Aldo MARQUEZ-BARAJAS	SO 2:43.99 1/20	
37	Jason ORTEGA	SO 2:45.99 1/20	
48	Hunter HICKS	SO 2:49.66 1/20	
69	Connor WILLIAMSON	SO 2:58.50 1/26	

8	Glendale (Ariz.) CC	11:29.1
LW: --		average 2:52.29
42	Ben ORRHOD	SO 2:48.40 1/26
47	Brandon JIRAK	FR 2:49.60 1/26
51	Daniel LOZANO	FR 2:50.20 1/26
70	Joel DONGO	FR 3:00.95 1/26

9	Cowley (Kan.)	11:30.2
LW: --		average 2:52.55
23	Andre THOMPSON	FR 2:41.21cf (2:43.43) 1/25
34	Cordale HARRISON	FR 2:44.98cf (2:47.25) 1/25
46	Richardo SANCHEZ	SO 2:48.92 1/12
78	Luke KUFFLER	SO 3:15.10cf (3:17.79) 1/25

10	Mesa (Ariz.) CC	11:30.8
LW: --		average 2:52.72
39	Tristan STELLMACH	FR 2:47.39 1/20
50	Kyle GALLAGHER	FR 2:49.94 1/20
53	Carver DUMAS	SO 2:50.67 1/26
75	Marcus NAISANT	FR 3:02.88 1/26

11	Iowa Western CC	11:51.6
LW: --		average 2:57.90
32	Michael MCCALL	FR 2:44.57c (2:46.84) 1/6
59	Marcus KLEIN	SO 2:54.36cf (2:56.76) 1/25
71	Evan PORTER	FR 3:01.12cf (3:03.61) 1/25
77	Jonathan WHITCOMB	FR 3:11.57cf (3:14.21) 1/25



2018 Indoor Track & Field, Week #2

Men's Mile

1		Iowa Central CC	17:32.0
LW: --		average 4:23.01	
3	Alex SANFORD	SO	4:14.93 1/12
6	Jhordan CCOPE TAPARA	SO	4:21.43 1/20
24	Abdinasir ABDI	SO	4:27.53cf (4:30.94) 1/26
27	Ezekiel KIPCHIRCHIR	SO	4:28.16 1/20

2		Trinidad State (Colo.) J	17:50.3
LW: --		average 4:27.59	
1	Daniel HAYMES	SO	4:14.04c (4:28.61) 12/8
4	Derek HOLDSWORTH	FR	4:15.21c (4:20.89) 1/19
30	Riley ALLEN	FR	4:29.26c (4:44.70) 12/8
--	Brandon CARDENAS	FR	4:51.84c (5:08.58) 12/8

3		South Plains (Texas)	17:54.0
LW: --		average 4:28.52	
5	Andrew BOSQUEZ	FR	4:15.52c (4:18.53) 1/26
34	Jesse MADRID	FR	4:31.47c (4:34.67) 1/26
39	Filmon BEYENE	FR	4:33.03c (4:36.24) 1/26
42	Benjamin RONOHO	FR	4:34.05c (4:37.28) 1/26

4		Allen (Kan.) CC	17:56.5
LW: --		average 4:29.13	
10	Joshua CLETHEN	FR	4:24.26 1/27
21	Joshua DORIA	FR	4:26.73 1/27
35	Yoel YOEL	FR	4:31.89 1/27
40	Jesus GUTIERREZ	SO	4:33.65 1/27

5		Southern Idaho	18:10.0
LW: --		average 4:32.52	
12	Riley TAYLOR	FR	4:24.90 1/20
37	Clayton VANDYKE	FR	4:32.84 1/20
45	Chase BARROW	FR	4:34.82 1/20
50	Ethan HURST	FR	4:37.51 1/20

6		Johnson County (Kan.)	18:21.0
LW: --		average 4:35.26	
25	Duncan GAKURU	FR	4:28.06cf (4:31.48) 1/12
36	Kyle MCROBERTS	SO	4:32.60cf (4:36.07) 1/12
43	Sam HENGELI	FR	4:34.69cf (4:38.19) 1/12
81	Brendan MCROBERTS	SO	4:45.70cf (4:49.34) 1/12

7		Paradise Valley (Ariz.)	18:24.3
LW: --		average 4:36.08	
32	Aldo MARQUEZ-BARAJAS	SO	4:31.03 1/20
38	Jason ORTEGA	SO	4:32.96 1/20
52	Hunter HICKS	SO	4:37.75 1/20
70	Jordan KLEIN	FR	4:42.60 1/26

8		Mesa (Ariz.) CC	18:25.7
LW: --		average 4:36.43	
17	Luke JERNIGAN	FR	4:25.79 1/26
22	Tristan STELLMACH	FR	4:26.88 1/26
49	Kyle GALLAGHER	FR	4:37.04 1/26
--	Dylan KESSLER	SO	4:56.02 1/20

9		Macomb (Mich.) CC	18:26.1
LW: --		average 4:36.54	
20	Chase FEDOLAK	FR	4:26.38 1/19
58	Mitch MACDONALD	FR	4:39.04 1/26
60	Jarred JOLLEY	FR	4:40.08 12/1
62	Riley NICKELL	FR	4:40.66 1/26

10		Hawkeye (Iowa) CC	18:29.1
LW: --		average 4:37.29	
33	David THOMPSON	FR	4:31.42cf (4:34.88) 1/25
54	Malcolm MYERS	FR	4:37.94cf (4:41.48) 1/13
55	Ryan MILLIKIN	FR	4:37.99cf (4:41.53) 1/13
68	Peter TORKLESON	FR	4:41.82cf (4:45.41) 1/25

11		Pima (Ariz.) CC	18:35.2
LW: --		average 4:38.80	
15	Collin DYLLA	SO	4:25.13 1/26
53	Victor BUSTAMANTE	SO	4:37.91 1/26
79	Gabe ATCHLEY	SO	4:44.97 1/26
88	Connor DEAKIN	FR	4:47.19 1/26

12		Hutchinson (Kan.) CC	18:41.8
LW: --		average 4:40.45	
29	Connor KAUFMAN	FR	4:29.25cf (4:32.68) 1/25
69	Kade GERLACH	FR	4:42.20c (4:47.49) 1/13
71	Jared STARK	FR	4:42.76c (4:48.06) 1/13
92	Tony IBARRA	FR	4:47.59c (4:52.98) 1/13

13		North Iowa Area CC	18:46.3
LW: --		average 4:41.58	
13	Brian JACQUES	FR	4:24.96cf (4:28.34) 1/13
46	Abdiaziz WAKO	SO	4:35.75cf (4:39.26) 1/25
78	Logan DALBECK	FR	4:44.94cf (4:48.57) 1/25
--	Grant DIEKEN	FR	5:00.68cf (5:04.51) 1/13

14		Louisburg (N.C.)	18:47.1
LW: --		average 4:41.78	
16	Jack MASTANDREA	SO	4:25.56 1/26
48	Kyle HINSON	FR	4:36.75 1/26
--	Colton JORDAN	SO	4:52.19c (4:55.80) 1/19
--	Anthony HALL	FR	4:52.64c (4:56.26) 1/19

15		Cowley (Kan.)	18:49.9
LW: --		average 4:42.49	
59	Miguel IBARRA	SO	4:39.34cf (4:42.90) 1/25
64	Donte HOWARD	FR	4:41.04 1/12
67	Richardo SANCHEZ	SO	4:41.40cf (4:44.99) 1/25
97	Cordale HARRISON	FR	4:48.17 1/12

16		Indian Hills (Iowa) CC	19:05.2
LW: --		average 4:46.32	
51	garrett HINSON	SO	4:37.66cf (4:41.20) 1/13
74	Zachary HOUGHLAND	SO	4:44.04cf (4:47.66) 1/25
93	Cameron SCHROEDER	FR	4:47.72cf (4:51.39) 1/20
--	Clayton GRAINGER	FR	4:55.87cf (4:59.64) 1/25



2018 Indoor Track & Field, Week #2

Men's Mile

17	Glendale (Ariz.) CC	19:12.8		
LW: --		<i>average 4:48.20</i>		
66	Tommy MURILLO	FR	4:41.25	1/26
76	Edgar BARAJAS	FR	4:44.78	1/26
--	Kenn KOBASHIGAWA	FR	4:49.26	1/26
--	Ben ORRHOD	SO	4:57.51	1/26
18	H Highland (Kan.) CC	19:22.7		
LW: --		<i>average 4:50.69</i>		
44	Zekarias PHILIPO	SO	4:34.70c (4:39.85)	1/13
90	Saulo YOEL	FR	4:47.33c (4:50.99)	1/6
--	Cole HINTON	SO	4:49.65cf (4:53.34)	1/19
--	Robel TESHAMICHAEL	FR	5:11.10c (5:16.93)	1/13
19	Pratt (Kan.) CC	19:39.5		
LW: --		<i>average 4:54.89</i>		
96	William CHARLES	FR	4:48.11cf (4:51.78)	1/20
--	Kylan WESS	FR	4:49.24cf (4:52.93)	1/26
--	Logan KRENN	SO	4:53.53cf (4:57.27)	1/26
--	Alex VISCARRA	SO	5:08.67cf (5:12.60)	1/26
20	Southwestern (Iowa) C	19:51.3		
LW: --		<i>average 4:57.85</i>		
87	Kevin DIETRICH	SO	4:46.66cf (4:50.31)	1/26
--	Phoenix SHADDEN	FR	4:56.61cf (5:00.39)	1/20
--	Shane BREHENY	FR	4:59.54cf (5:03.36)	1/26
--	Chance WEBSTER	SO	5:08.57cf (5:12.50)	1/20



2018 Indoor Track & Field, Week #2

Men's 3000 Meters

1		Iowa Central CC	35:03.4				
LW: --		average 8:45.87					
4		Ezekiel KIPCHIRCHIR	SO	8:34.58			1/12
5		Jhordan CCOPE TAPARA	SO	8:35.75			1/12
20		Innocent MURWANASHYAKA	FR	8:54.06cf	(9:00.27)		1/26
29		Alex SANFORD	SO	8:59.09			1/19
2		South Plains (Texas)	35:14.2				
LW: --		average 8:48.56					
3		Felix KOSGEI	SO	8:29.31c	(8:35.53)		1/26
9		Andrew BOSQUEZ	FR	8:42.71c	(8:49.09)		1/26
33		Filmon BEYENE	FR	9:00.31c	(9:06.91)		1/26
34		Jesse MADRID	FR	9:01.90c	(9:08.52)		1/26
3		Cloud County (Kan.) CC	35:20.9				
LW: --		average 8:50.24					
1		Thobile MOSITO	SO	8:26.54cf	(8:32.43)		1/25
10		Moses DIRANE	SO	8:43.39cf	(8:49.47)		1/25
28		Thom REYNDERS	FR	8:58.34cf	(9:04.60)		1/20
45		Stephen MARINDICH	SO	9:12.68cf	(9:19.11)		1/20
4		Paradise Valley (Ariz.)	35:25.6				
LW: --		average 8:51.41					
7		Jason ORTEGA	SO	8:41.46			1/26
8		Nicolas CARUSO	FR	8:41.97			1/26
14		Aldo MARQUEZ-BARAJAS	SO	8:49.27			1/26
46		Hunter HICKS	SO	9:12.94			1/26
5		Vincennes (Ind.)	35:35.2				
LW: --		average 8:53.80					
6		Evan FRANKLIN	FR	8:35.80cf	(8:41.80)		1/26
11		Marcus GRAHAM	FR	8:44.95cf	(8:51.05)		1/26
21		Michael DEMEYER	FR	8:54.18cf	(9:00.39)		1/26
57		Seth VAQUERO	FR	9:20.28cf	(9:26.79)		1/26
6		Central Arizona	35:59.5				
LW: --		average 8:59.89					
16		John NGARUIYA	FR	8:51.94			1/26
17		Ikageng GAOREKWE	FR	8:52.23			1/26
38		Santiago HARDY	FR	9:05.93			1/26
41		Marcos ALCAREZ	FR	9:09.45			1/26
7		Johnson County (Kan.)	36:04.2				
LW: --		average 9:01.07					
18		Sam HENGELI	FR	8:52.62			1/27
19		Kyle MCROBERTS	SO	8:53.88			1/27
23		Duncan GAKURU	FR	8:54.36			1/27
62		Brendan MCROBERTS	SO	9:23.42cf	(9:29.97)		1/25
8		Southern Idaho	37:01.3				
LW: --		average 9:15.35					
42		Ezekiel STELZER	FR	9:10.47			1/20
44		Riley TAYLOR	FR	9:12.57			1/12
54		Zachary MONTOYA	FR	9:19.15			1/12
55		Chase BARROW	FR	9:19.20			1/12
9		Cowley (Kan.)	37:37.7				
LW: --		average 9:24.44					
47		Livan AGUILAR	SO	9:13.64cf	(9:20.08)		1/25
53		Bryan GUTIERREZ	SO	9:17.40cf	(9:23.88)		1/25
56		Garrison BLANTON	FR	9:19.71			1/12
92		Miguel IBARRA	FR	9:47.03cf	(9:53.86)		1/25
10		Macomb (Mich.) CC	37:59.2				
LW: --		average 9:29.80					
52		Mitch MACDONALD	FR	9:16.56			1/19
59		Riley NICKELL	FR	9:22.25			1/19
75		Tom SZYMANSKI	FR	9:32.72			12/1
93		Zach MACDONALD	FR	9:47.68			1/19
11		Indian Hills (Iowa) CC	38:29.2				
LW: --		average 9:37.32					
76		garrett HINSON	SO	9:33.46cf	(9:40.13)		1/25
77		Zachary HOUGHLAND	SO	9:34.00cf	(9:40.67)		1/20
84		Clayton GRAINGER	FR	9:39.41cf	(9:46.15)		1/20
87		Cameron SCHROEDER	FR	9:42.40cf	(9:49.17)		1/25
12		Hawkeye (Iowa) CC	38:37.8				
LW: --		average 9:39.47					
65		Ryan MILLIKIN	FR	9:25.12cf	(9:31.69)		1/25
71		Malcolm MYERS	FR	9:30.66cf	(9:37.29)		1/25
80		Peter TORKLESON	FR	9:35.09cf	(9:41.78)		1/25
--		Chandler DUNN	FR	10:07.01	(10:14.07)		1/25
13		Glendale (Ariz.) CC	38:58.0				
LW: --		average 9:44.50					
70		Vincent SEVERIETTI	FR	9:30.07			1/26
73		Edgar BARAJAS	FR	9:30.89			1/26
99		Tommy MURILLO	FR	9:56.92			1/20
100		Kenn KOBASHIGAWA	FR	10:00.14			1/20
14		North Iowa Area CC	39:36.0				
LW: --		average 9:54.01					
40		Blake KELLER	SO	9:08.23cf	(9:14.60)		1/13
88		Grant DIEKEN	FR	9:42.46cf	(9:49.23)		1/20
--		Tyler CRAWFORD	FR	10:15.62	(10:22.78)		1/20
--		Tyson STROMER	FR	10:29.73	(10:37.05)		1/20
15		Mesa (Ariz.) CC	40:08.5				
LW: --		average 10:02.12					
61		David SPEIGHT	FR	9:23.33			1/26
85		Dylan KESSLER	SO	9:40.40			1/26
--		Jose SIQUEIROS	FR	10:32.06			1/20
--		Irvin CERDA	FR	10:32.71			1/20



2018 Indoor Track & Field, Week #2

Men's 3000 Meters

16 Southwestern (Iowa) C 41:54.8


LW: -- *average 10:28.72*

90	Shane BREHENY	FR	9:44.38cf	(9:51.17)	1/26
91	Kevin DIETRICH	SO	9:46.64cf	(9:53.46)	1/20
97	Chance WEBSTER	SO	9:53.71cf	(10:00.61)	1/26
--	Fernando CAVANZON	FR	12:30.13	(12:38.85)	1/26






2018 Indoor Track & Field, Week #2

Men's 5000 Meters

1		Iowa Central CC	1:2:00.	
LW: --		<i>average 15:30.23</i>		
2	Jhordan CCOPE TAPARA	SO	14:48.82	1/19
6	Ezekiel KIPCHIRCHIR	SO	15:07.64	1/19
12	Peter ESKANDR	SO	15:47.61	1/19
19	Romeo BLACKBURN	SO	16:16.86	1/19

**2018 Indoor Track & Field, Week #2****Men's 60 Meter Hurdles**

1		South Plains (Texas)	33.71	
LW: --		average 8.43		
4	William WATSON	SO	8.01cA (7.99)	1/26
5	Mason WEH	SO	8.09cA (8.07)	1/26
8	Patrick JOHNSON	SO	8.29cA (8.27)	1/26
53	Jonathan WITT	SO	9.32cA (9.30)	1/26
2		Coffeyville (Kan.) CC	33.99	
LW: --		average 8.50		
15	Jonathan GULLATT	FR	8.43	1/20
17	Devontae ARMSTEAD	FR	8.50	1/12
18	Benjamin AIDOO	SO	8.52	1/20
20	Joshua HARPER HARRIS	FR	8.54	1/20
3		Iowa Western CC	34.44	
LW: --		average 8.61		
15	Denzel DOWNING	FR	8.43	1/6
22	Marcus KLEIN	SO	8.57	1/6
28	Jaquon BURNS	FR	8.68	1/27
32	Evan PORTER	FR	8.76	1/19
4		Hutchinson (Kan.) CC	34.59	
LW: --		average 8.65		
6	Tre'juan CASH	FR	8.16	1/25
10	Jeffrey MUIRURI	SO	8.33c (7.73(55))	1/13
42	Kelby LAWRENCE	FR	9.00c (8.36(55))	1/13
44	Derreck BERG	FR	9.10c (8.45(55))	1/13
5		Mesa (Ariz.) CC	36.10	
LW: --		average 9.03		
14	Marcus NAISANT	FR	8.42	1/26
45	Bryce CLEMONS	FR	9.12	1/26
50	Kenneth WILSON	SO	9.28	1/20
50	Carver DUMAS	SO	9.28	1/20
6		Cloud County (Kan.) CC	36.51	
LW: --		average 9.13		
23	Louis HUMBERT	FR	8.58	1/25
34	Raymond NELLOM	SO	8.83	1/12
55	Kentwan BLACKSTOCK	FR	9.37	1/12
65	Jerrold HOOVER	FR	9.73	1/20
7		Central Arizona	36.66	
LW: --		average 9.17		
24	Edwin ADAMS	FR	8.59	1/26
30	Jon PLY	FR	8.71	1/26
56	Sean NEELY	FR	9.38	1/26
66	Noah FIGUEROA	FR	9.98	1/26
8		Hawkeye (Iowa) CC	37.74	
LW: --		average 9.44		
31	Riley LITTLE	FR	8.74	1/20
47	Cole WILLERT	FR	9.16	1/13
60	Daniel RECKER	FR	9.45	1/13
69	Caleb WEDDLE	FR	10.39	1/20



2018 Indoor Track & Field, Week #2

Men's High Jump

1		Cloud County (Kan.) CC	7.92m	25-11³/₄
LW: --		average 1.98m		6-6
8	Kyle ALCINE	FR	2.04m	6-8% 1/25
17	Jonathan SPEARMAN	FR	2.00m	6-6% 1/25
26	Raymond NELLOM	SO	1.94m	6-4% 1/12
26	Jerrold HOOVER	FR	1.94m	6-4% 1/25
2		Hutchinson (Kan.) CC	7.60m	24-11¹/₄
LW: --		average 1.90m		6-2 ³ / ₄
2	Richard NEWMAN	FR	2.10m	6-10% 1/13
22	DJ NORMAN	FR	1.95m	6-4% 1/19
51	Tre'juan CASH	FR	1.80m	5-10% 1/13
56	Austin STROEDE	FR	1.75m	5-8% 1/13
3		Mesa (Ariz.) CC	7.58m	24-10¹/₂
LW: --		average 1.90m		6-2 ¹ / ₂
9	Marcus NAISANT	FR	2.03m	6-8 1/26
33	Everett LUNT	FR	1.90m	6-2% 1/20
41	Carver DUMAS	SO	1.85m	6- ³ / ₄ 1/20
51	Jonah LEYVAS	FR	1.80m	5-10% 1/26



2018 Indoor Track & Field, Week #2

Men's Pole Vault

1		Paradise Valley (Ariz.)	17.90m	58-8³/₄
LW: --			<i>average 4.48m</i>	14-8 ³ / ₄
2		Connor WILLIAMSON	SO 4.85m	15-11 1/26
3		Dalton RIEP	SO 4.65m	15-3 1/26
12		Nate DEVORE	SO 4.35m	14-3 ³ / ₄ 1/26
19		Talor SCOTT	SO 4.05m	13-3 ³ / ₄ 1/20
2		Mesa (Ariz.) CC	17.75m	58-2³/₄
LW: --			<i>average 4.44m</i>	14-6 ³ / ₄
1		Kyle DOWNEY	FR 4.95m	16-2 ³ / ₄ 1/20
5		Eric COCHRAN	SO 4.50m	14-9 1/20
13		Marcus NAISANT	FR 4.25m	13-11 ¹ / ₄ 1/26
19		Noah LOVATO	FR 4.05m	13-3 ³ / ₄ 1/20
3		Cloud County (Kan.) CC	16.36m	53-8
LW: --			<i>average 4.09m</i>	13-5
14		Louis HUMBERT	FR 4.24m	13-11 1/25
17		Tristen WINKEL	SO 4.16m	13-7 ³ / ₄ 1/12
23		Austin WALTON	SO 4.01m	13-1 ³ / ₄ 1/12
25		Andy CARIS	FR 3.95m	12-11 ¹ / ₂ 1/20



2018 Indoor Track & Field, Week #2

Men's Long Jump

1		Barton (Kan.) CC	28.27m	92-9
LW: --		average 7.07m		23-2%
2	Bradley FLEURINORD	SO	7.27m	23-10% 1/27
3	Travis HUGG	FR	7.23m	23-8% 1/27
8	Alvin MCCRAY	SO	7.05m	23-1% 1/19
23	Cirr DAVIS	FR	6.72m	22-% 1/27

2	Iowa Western CC	27.46m	90-1¼
LW: --		average 6.87m	
7	Dexton CRUTCHFIELD	FR	7.06m 23-2 1/27
11	David EJUMETA	SO	6.96m 22-10 1/12
14	Marcus KLEIN	SO	6.86m 22-6% 1/6
33	Anthony POWELL	SO	6.58m 21-7% 1/6

3	Coffeyville (Kan.) CC	27.34m	89-8½
LW: --		average 6.84m	
10	Darius CLARK	FR	6.99m 22-11% 1/12
12	Dodley THERMITUS	FR	6.94m 22-9% 1/20
20	Tyrone THORNTON	FR	6.79m 22-3% 1/12
30	Brian PITTMAN	FR	6.62m 21-8% 1/20

4		Cloud County (Kan.) CC	27.07m	88-9¾
LW: --		average 6.77m		22-2%
9	Peter ACKAH	FR	7.03m 23-% 1/25	
17	Jonathan SPEARMAN	FR	6.84m 22-5% 1/20	
28	Lesley MAHLAKOANE	FR	6.65m 21-10 1/12	
37	Louis HUMBERT	FR	6.55m 21-6 1/25	

5	Pima (Ariz.) CC	26.47m	86-10¼
LW: --		average 6.62m	
1	Seth JARUS	SO	7.28m 23-10% 1/20
19	Monte ALBERT	FR	6.80m 22-3% 1/20
54	Ben ANDERSON	SO	6.29m 20-7% 1/20
66	Richard ARVAYO	FR	6.10m 20-% 1/20

6	Mesa (Ariz.) CC	26.40m	86-7½
LW: --		average 6.60m	
18	Marcus NAISANT	FR	6.83m 22-5 1/26
26	Jaylen HIGGINS	SO	6.68m 21-11 1/20
43	Alex KELLYBREW	SO	6.49m 21-3% 1/20
48	Carver DUMAS	SO	6.40m 21-0 1/20

7		Iowa Central CC	26.29m	86-3
LW: --		average 6.57m		21-6%
12	Akeem BRADSHAW	FR	6.94m 22-9% 1/12	
29	Caleb KATH	FR	6.63m 21-9 1/20	
38	Olivier SOGLOHUN	FR	6.54m 21-5% 1/20	
60	Eric MAYMON	FR	6.18m 20-3% 1/20	

8		Central Arizona	26.07m	85-6½
LW: --		average 6.52m		21-4%
15	Talib MUDIWA	FR	6.85m 22-5% 1/26	
39	Noah FIGUEROA	FR	6.53m 21-5% 1/20	
41	Douglas MITCHELL	FR	6.51m 21-4% 1/26	
60	Jon PLY	FR	6.18m 20-3% 1/20	

9	Hutchinson (Kan.) CC	25.37m	83-3
LW: --		average 6.34m	
6	Richard NEWMAN	FR	7.10m 23-3% 1/19
23	Devon HENDERSON	SO	6.72m 22-% 1/13
80	Reece KAY	FR	5.83m 19-1% 1/13
82	Delimar MARTINA	SO	5.72m 18-9% 1/13

10	Southwestern (Iowa) C	24.05m	78-11
LW: --		average 6.01m	
39	Ronald HENDERSON	SO	6.53m 21-5% 1/20
56	Jeremy NEWTON	SO	6.27m 20-7 1/26
79	Christopher KRSTOFIAK	SO	5.84m 19-2 1/26
89	Demetrius COLEMAN	FR	5.41m 17-9 1/20

11	Monroe (N.Y.)	23.29m	76-5
LW: --		average 5.82m	
62	Gabriel ABDUL-KARIM	SO	6.17m 20-3 1/26
75	Derrick BURRELL II	FR	5.91m 19-4% 1/12
83	Emilio WILSON - KING	SO	5.71m 18-9 1/26
86	Kieth BATES	FR	5.50m 18-% 1/19



2018 Indoor Track & Field, Week #2

Men's Triple Jump

1	Coffeyville (Kan.) CC	58.65m	192-5
LW: --		<i>average 14.66m</i>	48-1½
1	Dodley THERMITUS	FR 15.15m	49-8½ 1/20
3	Brian PITTMAN	FR 15.08m	49-5½ 1/13
4	Darius CLARK	FR 14.71m	48-3½ 1/12
20	Jonathan GULLATT	FR 13.71m	44-11½ 1/13
2	Barton (Kan.) CC	57.09m	187-3
LW: --		<i>average 14.27m</i>	46-10
5	Alvin MCCRAY	SO 14.68m	48-2 1/12
9	Cirr DAVIS	FR 14.16m	46-5½ 1/19
10	Timothy WILSON	FR 14.13m	46-4½ 1/12
11	Willie RODGERS	SO 14.12m	46-4 1/19
3	Pima (Ariz.) CC	53.69m	176-1
LW: --		<i>average 13.42m</i>	44-½
18	Ben ANDERSON	SO 13.86m	45-5½ 1/20
21	Seth JARUS	SO 13.66m	44-9½ 1/20
29	Monte ALBERT	FR 13.34m	43-9½ 1/20
34	Richard ARVAYO	FR 12.83m	42-1½ 1/26
4	Mesa (Ariz.) CC	50.05m	164-2
LW: --		<i>average 12.51m</i>	41-¾
33	Jaylen HIGGINS	SO 12.95m	42-6 1/20
35	Isaiah WOOD	FR 12.61m	41-4½ 1/20
37	Konner LEE	FR 12.27m	40-3½ 1/26
38	Ian WOOD	FR 12.22m	40-1½ 1/26

**2018 Indoor Track & Field, Week #2****Men's Shot Put**

1	Mesa (Ariz.) CC	56.06m183-11
LW: --		average 14.02m 45-11%
6	Nikaeus HALE-MERCER SO	16.46m 54-0 1/20
8	Cameron LEWIS SO	15.71m 51-6% 1/26
36	Marcus NAISANT FR	12.58m 41-3% 1/26
57	Carver DUMAS SO	11.31m 37-1% 1/26
2	Cloud County (Kan.) CC	55.77m182-11
LW: --		average 13.94m 45-9
3	Vashon MCCARTHY SO	16.96m 55-7% 1/12
16	Levi ARMON FR	14.30m 46-11 1/12
23	Jae EATON FR	13.55m 44-5% 1/12
61	Louis HUMBERT FR	10.96m 35-11% 1/25
3	Coffeyville (Kan.) CC	55.43m181-10
LW: --		average 13.86m 45-5%
14	Miles MARHOFER FR	15.03m 49-3% 1/27
20	Micaiah NOEL FR	13.88m 45-6% 1/12
25	Chase DENNIS SO	13.43m 44-% 1/20
30	Maurice MOORE FR	13.09m 42-11% 1/12
4	Cowley (Kan.)	54.99m 180-5
LW: --		average 13.75m 45-1%
9	Hristo BANKOV FR	15.58m 51-1% 1/20
18	Gari GARMENDIA SO	13.96m 45-9% 1/25
31	Dae'Trell GORDON FR	13.07m 42-10% 1/20
41	Brendt BOYER FR	12.38m 40-7% 1/25
5	Vincennes (Ind.)	50.34m 165-2
LW: --		average 12.59m 41-3%
28	Alfred STUBBS FR	13.18m 43-3 1/26
32	Jacob BATES FR	12.80m 42-0 1/26
40	Zach CLINE FR	12.43m 40-9% 1/26
45	James SMITH FR	11.93m 39-1% 1/20
6	Iowa Western CC	42.93m140-10
LW: --		average 10.73m 35-2%
47	Davon HARE-ELLIS FR	11.76m 38-7 1/19
61	Jonathan WHITCOMB FR	10.96m 35-11% 1/25
72	Marcus KLEIN SO	10.46m 34-4 1/25
79	Chase SMITH FR	9.75m 32-0 1/13
7	Onondaga (N.Y.) CC	40.54m 133-0
LW: --		average 10.14m 33-3
56	Ben MORTAS SO	11.34m 37-2% 1/26
73	Enmanuel MATEO SO	10.32m 33-10% 1/26
76	Zachary GABLE FR	10.07m 33-% 1/26
85	James JUDKINS FR	8.81m 28-11 1/26

**2018 Indoor Track & Field, Week #2****Men's Weight Throw**

1		Barton (Kan.) CC	61.17m	200-8
LW: --			<i>average 15.29m</i>	50-2%
3	Enrique MARTINEZ	SO	16.95m	55-7% 1/19
4	Graham SOKOL	SO	16.76m	55-0 1/19
13	Sanjae LAWRENCE	SO	14.43m	47-4% 1/19
24	Kevin NEDRICK	FR	13.03m	42-9 1/19
2		Iowa Central CC	60.63m	198-11
LW: --			<i>average 15.16m</i>	49-8%
1	Travis PETERSEN	SO	17.76m	58-3% 1/12
7	Tyler LIENAU	FR	15.85m	52-0 1/20
16	Ryder EMBERTON	FR	14.11m	46-3% 1/20
25	Kendric JOHNSON	FR	12.91m	42-4% 1/12
3	Coffeyville (Kan.) CC	60.34m	197-11	
LW: --			<i>average 15.09m</i>	49-6
2	Miles MARHOFER	FR	17.48m	57-4% 1/20
9	Terrell JACKSON	SO	15.23m	49-11% 1/20
11	Maurice MOORE	FR	15.08m	49-5% 1/13
28	Mason RUSS	FR	12.55m	41-2% 1/20
4	Vincennes (Ind.)	50.60m	166-0	
LW: --			<i>average 12.65m</i>	41-6
17	Zach CLINE	FR	13.98m	45-10% 1/19
27	Alfred STUBBS	FR	12.70m	41-8 1/26
30	James SMITH	FR	12.50m	41-% 1/20
36	Jacob BATES	FR	11.42m	37-5% 1/20
5	Hutchinson (Kan.) CC	45.98m	150-10	
LW: --			<i>average 11.50m</i>	37-8%
6	Michael BRYAN	SO	15.92m	52-2% 1/13
34	Garet JOHNSON	FR	11.44m	37-6% 1/13
46	Patrick HARTUNG	FR	10.23m	33-6% 1/13
53	Trent POE	FR	8.39m	27-6% 1/13



2018 Indoor Track & Field, Week #2

Women's 60 Meters

1		Barton (Kan.) CC	30.90		
LW: --		average 7.73			
2	Keosha SANDERS	SO	7.47cA	(7.45)	1/19
13	Deborah GIFFARD	FR	7.73		1/27
25	Nijah ROBERSON	FR	7.85cA	(7.83)	1/19
25	Rashan DARLING	FR	7.85		1/27
2		Butler (Kan.) CC	31.10		
LW: --		average 7.78			
11	Kylia SMITH	SO	7.69		1/27
16	Reina RYAN	FR	7.75		1/19
22	Charnice ANDERSON	SO	7.82		1/12
24	Taila FAGAN	FR	7.84		1/27
3		New Mexico JC	31.16		
LW: --		average 7.79			
8	Trishawna CRAWFORD	SO	7.66cA	(7.64)	1/26
9	Octavia CATO	FR	7.67cA	(7.65)	1/26
31	Shian HYDE	SO	7.89cA	(7.87)	1/19
35	Britney HEW	SO	7.94cA	(7.92)	1/19
4		Western Texas	31.35		
LW: --		average 7.84			
20	Brittney JOHNSON	FR	7.79cA	(7.77)	1/19
22	Mariya HUDSON	FR	7.82cA	(7.80)	1/19
27	Tiana BOWEN	FR	7.86cA	(7.84)	1/26
28	Sha'Vonne JACKSON	SO	7.88cA	(7.86)	1/26
5		Iowa Western CC	31.42		
LW: --		average 7.86			
5	Traci BROWN	FR	7.61		1/27
14	Briyana CARTER	SO	7.74		1/13
14	Dorcas GYIMAH	FR	7.74		1/27
77	Samia ABU-YOUM	FR	8.33		1/27
6		Coffeyville (Kan.) CC	31.70		
LW: --		average 7.93			
12	Kimani EVANS	SO	7.72		1/20
34	Talyssa GATLIN	FR	7.93		1/20
39	Aisha COBB	FR	8.00		1/12
46	Brittany WILLIS	FR	8.05		1/12
7		Garden City (Kan.) CC	32.13		
LW: --		average 8.03			
31	Kolby GANTHER	SO	7.89		1/12
46	Marisa PUENTE	SO	8.05cA	(8.03)	1/26
51	Deja GADISON	SO	8.09cA	(8.07)	1/26
53	Deidre SMITH	SO	8.10		1/12
8		Cloud County (Kan.) CC	32.24		
LW: --		average 8.06			
5	Jatoria MCGIRT	FR	7.61		1/12
48	Ageonia WILKERSON	FR	8.06		1/12
63	Myflore METHELUS	FR	8.22		1/25
82	Precious POSEY	SO	8.35		1/12
9		Neosho County (Kan.)	32.64		
LW: --		average 8.16			
28	Shania ALEXANDER	SO	7.88		1/19
53	Tykeisha MONROE	FR	8.10		1/27
63	Ashley MOON	SO	8.22		1/27
90	Luighseach ALLEN	FR	8.44		1/27
10		Monroe (N.Y.)	32.97		
LW: --		average 8.24			
5	Onassha ROGERS	FR	7.61		1/26
21	Rochelle WILLIAMS	FR	7.81		1/12
73	Khadejah ADAMS	SO	8.31		1/13
--	Kaile CATO	FR	9.24		1/13
11		Indian Hills (Iowa) CC	33.16		
LW: --		average 8.29			
44	Tyarra ENGLISH-PAULSON	FR	8.02		12/9
66	Peyton COFFIN	SO	8.24		12/9
86	Jashira BAYLARK	FR	8.40		12/9
97	Taylor MITCHELL	FR	8.50		12/9
12		Cuyahoga (Ohio) CC	33.27		
LW: --		average 8.32			
58	Chanavier ROBINSON	SO	8.15		1/20
65	Kamry BROWN	FR	8.23		1/13
77	Zakiyah WESLEY	SO	8.33		1/26
--	Taylor BADAMO	SO	8.56		1/26
13		Pratt (Kan.) CC	33.38		
LW: --		average 8.35			
68	Kiura SHIPMAN	FR	8.25		1/26
80	Feja HODGES	FR	8.34		1/20
80	Tavaija BENNETT	SO	8.34		1/26
91	Cayla SMITHER	SO	8.45		1/20
14		Hutchinson (Kan.) CC	33.47		
LW: --		average 8.37			
36	Tatyana HOPKINS	FR	7.97c	(7.40(55))	1/13
95	Desirae UPTON	FR	8.47c	(7.86(55))	1/13
97	Claire OLSON	FR	8.50c	(7.89(55))	1/13
99	Morgan POWELL	FR	8.53c	(7.92(55))	1/13
15		Hawkeye (Iowa) CC	33.84		
LW: --		average 8.46			
68	Jurane LIZER	FR	8.25		1/13
91	Hannah JOHNSON	FR	8.45		1/20
--	Theresa HATCH	FR	8.55		1/20
--	Megan HUDSON	FR	8.59		1/25
16		Mesa (Ariz.) CC	34.22		
LW: --		average 8.56			
86	Alexis MADISON	FR	8.40		1/26
88	Maely ST. GELAIS	FR	8.41		1/26
99	Miah COOPER	FR	8.53		1/26
--	Janat MCCLLOUD	FR	8.88		1/20



2018 Indoor Track & Field, Week #2

Women's 60 Meters

17 Queensborough (N.Y.) 39.89

LW: -- *average 9.97*

-- Lylybel DEVORA	FR	9.07	1/19
-- Shahinie GILLETTE	FR	10.03	1/19
-- Imani ELLIOTT	FR	10.18	1/13
-- Adana BASTIEN	FR	10.61	1/19



2018 Indoor Track & Field, Week #2

Women's 200 Meters

1	Western Texas	1:39.69			
LW: --		average 24.92			
2	Kimisha CHAMBERS SO	24.41cA	(24.34)	1/26	
3	Mariya HUDSON FR	24.56cA	(24.49)	1/26	
7	Tiana BOWEN FR	24.86cA	(24.79)	1/26	
31	Brittney JOHNSON FR	25.86cA	(25.79)	1/19	
2	New Mexico JC	1:40.86			
LW: --		average 25.22			
10	Shian HYDE SO	24.97cA	(24.90)	1/26	
14	Raheema WESTFALL FR	25.16cA	(25.09)	1/19	
15	Britney HEW SO	25.17cA	(25.10)	1/26	
22	Octavia CATO FR	25.56cA	(25.49)	1/19	
3	Butler (Kan.) CC	1:41.35			
LW: --		average 25.34			
6	Charnice ANDERSON SO	24.85 OT		1/27	
11	Reina RYAN FR	25.08 OT		1/27	
24	Tashoy BLAKE SO	25.65 OT		1/27	
27	Davia SMITH SO	25.77 OT		1/27	
4	Barton (Kan.) CC	1:41.78			
LW: --		average 25.45			
12	Latoya STEWART SO	25.11		1/27	
18	Asjah WALLACE SO	25.48cA	(25.41)	1/19	
19	Nijah ROBERSON FR	25.51		1/27	
25	Mahendra MCWHITE SO	25.68cA	(25.61)	1/19	
5	Central Arizona	1:42.31			
LW: --		average 25.58			
1	Josephine ANOKYE SO	24.26		1/26	
21	Shawkia IDDRISU SO	25.55		1/26	
45	Jeminise PARRIS SO	26.21		1/20	
47	Regina YEBOAH FR	26.29		1/26	
6	Iowa Central CC	1:42.35			
LW: --		average 25.59			
9	Nelda HUGGINS SO	24.93		1/27	
17	India MCNEILL FR	25.32		1/27	
26	Marjanae COLEY FR	25.74		1/27	
49	Ayanna WHITTAKER SO	26.36cf	(26.77)	1/26	
7	Cloud County (Kan.) CC	1:44.66			
LW: --		average 26.17			
7	Jatoria MCGIRT FR	24.86cf	(25.24)	1/25	
44	Chanice FORBES FR	26.17cf	(26.57)	1/20	
52	Ageonia WILKERSON FR	26.56cf	(26.97)	1/20	
73	Myflore METHELUS FR	27.07cf	(27.49)	1/25	
8	Coffeyville (Kan.) CC	1:45.78			
LW: --		average 26.45			
23	Katrina SMALL SO	25.62cf	(26.01)	1/20	
48	Aisha COBB FR	26.30		1/12	
56	Talyssa GATLIN FR	26.77cf	(27.18)	1/20	
74	Sabrina BERK FR	27.09cf	(27.51)	1/20	
9	Garden City (Kan.) CC	1:46.74			
LW: --		average 26.69			
30	Kolby GANTHER SO	25.81cA	(25.74)	1/26	
58	Hazel SANDERS FR	26.80cA	(26.73)	1/26	
60	Deidre SMITH SO	26.84cA	(26.77)	1/26	
83	Aja ALEXANDER FR	27.29		1/12	
10	Pratt (Kan.) CC	1:48.26			
LW: --		average 27.07			
59	Anysia ROMAIN SO	26.82cf	(27.23)	1/26	
65	Feja HODGES FR	26.94cf	(27.35)	1/26	
74	Kiura SHIPMAN FR	27.09cf	(27.51)	1/26	
87	Tavaija BENNETT SO	27.41cf	(27.83)	1/26	
11	Highland (Kan.) CC	1:48.71			
LW: --		average 27.18			
35	Prolene PIERRE SO	25.98cu	(26.38)	1/6	
42	Danielle FOX SO	26.15cu	(26.82)	1/13	
95	Monique ASHFORD FR	27.64cf	(28.07)	1/19	
--	Emmaline LEE SO	28.94cu	(29.68)	1/13	
12	Pima (Ariz.) CC	1:49.02			
LW: --		average 27.26			
39	Tyra YANEZ SO	26.09		1/26	
67	Kymori HENDERSON FR	27.00		1/26	
71	Annabella SPENCER FR	27.05		1/26	
--	Kaylen FOX FR	28.88		1/26	
13	Indian Hills (Iowa) CC	1:51.15			
LW: --		average 27.79			
50	Tyarra ENGLISH-PAULSON FR	26.49cf	(26.90)	1/13	
77	Peyton COFFIN SO	27.17cf	(27.59)	1/13	
--	Taylor MITCHELL FR	28.26cf	(28.70)	1/25	
--	Shalandra SCHILLING FR	29.23cf	(29.68)	1/25	
14	North Iowa Area CC	1:51.16			
LW: --		average 27.79			
57	Jaylynn SCRIVNER FR	26.78cf	(27.19)	1/20	
81	Dashawn WYATT FR	27.28cf	(27.70)	1/25	
--	Elizabeth MENNEN FR	28.46cf	(28.90)	1/25	
--	Erin SCHWARZZKOPF FR	28.64cf	(29.08)	1/20	
15	Hawkeye (Iowa) CC	1:51.43			
LW: --		average 27.86			
62	Megan HUDSON FR	26.90cf	(27.31)	1/13	
66	Jurane LIZER FR	26.98cf	(27.40)	1/20	
--	Theresa HATCH FR	28.65cf	(29.09)	1/25	
--	Morgan THOMPSON FR	28.90cf	(29.34)	1/25	
16	Cuyahoga (Ohio) CC	1:51.46			
LW: --		average 27.87			
63	Kamry BROWN FR	26.92cf	(27.33)	1/26	
97	Chanavier ROBINSON SO	27.93cf	(28.36)	1/26	
--	Naomi WALKER SO	28.26cf	(28.70)	1/13	
--	Taylor BADAMO SO	28.35cf	(28.79)	1/26	



2018 Indoor Track & Field, Week #2

Women's 200 Meters

17 Hutchinson (Kan.) CC 1:52.70
average 28.18

LW: --

93	Tyra CULLUM	FR	27.57cf	(27.99)	1/19
100	Tatyana HOPKINS	FR	28.01cu	(28.73)	1/13
--	Claire OLSON	FR	28.29cf	(28.73)	1/19
--	Morgan POWELL	FR	28.83cu	(29.57)	1/13

18 Paradise Valley (Ariz.) 1:53.82
average 28.46

LW: --

63	Tayjia WILLIAMS	SO	26.92		1/26
76	Cheyenne HENRY	FR	27.14		1/26
--	Rebekah GREEN	FR	28.38		1/26
--	Bailey KIRKHAM	FR	31.38		1/26

19 Neosho County (Kan.) 1:55.16
average 28.79

LW: --

87	Aaronna ALLEN	SO	27.41cf	(27.83)	1/19
89	Ashley MOON	SO	27.45cf	(27.87)	1/19
--	Luighseach ALLEN	FR	28.23cf	(28.66)	1/12
--	Cierra TAYLOR	SO	32.07cf	(32.56)	1/12

20 Mesa (Ariz.) CC 1:58.25
average 29.56

LW: --

--	Alexis MADISON	FR	28.36		1/26
--	Maely ST. GELAIS	FR	28.80		1/20
--	Kaitlyn KELLY	FR	29.78		1/20
--	Miah COOPER	FR	31.31		1/20



2018 Indoor Track & Field, Week #2

Women's 400 Meters

1		Iowa Central CC	3:51.32	
LW: --		average 57.83		
7	Agnes MANSARAY	SO	56.77cf (57.52)	1/26
11	Marjanae COLEY	FR	57.14	1/27
13	India MCNEILL	FR	57.39	1/27
30	Alexus WILLIAMS	SO	1:00.02	1/20

2		New Mexico JC	3:51.51	
LW: --		average 57.88		
2	D'Jai BAKER	SO	55.30ca (55.19)	1/26
12	Erin SERMONS	FR	57.15ca (57.04)	1/26
19	Raheema WESTFALL	FR	58.78ca (58.67)	1/26
34	Akor MAYWIN	FR	1:00.28c (1:00.17)	1/19

3		Central Arizona	3:54.05	
LW: --		average 58.51		
3	Nicolee FOSTER	FR	55.71	1/26
9	Shawkia IDDRISU	SO	56.96	1/26
37	Regina YEBOAH	FR	1:00.65	1/20
39	Keyanah HOLT	FR	1:00.73	1/26

4		Barton (Kan.) CC	3:56.47	
LW: --		average 59.12		
4	Latoya STEWART	SO	56.08ca (55.97)	1/19
26	Nijah ROBERSON	FR	59.62	1/27
31	Olivian JACKSON	SO	1:00.12c (1:00.01)	1/19
37	Tia STEWART	SO	1:00.65c (1:00.54)	1/19

5		Monroe (N.Y.)	3:56.95	
LW: --		average 59.24		
6	Avon SAMUELS	FR	56.68	1/19
16	Dawnel COLLYMORE	SO	58.16	1/19
28	Elisanett MARINE-	FR	59.86	1/26
44	Rochelle WILLIAMS	FR	1:02.25	1/26

6		Cloud County (Kan.) CC	3:58.34	
LW: --		average 59.59		
10	Jatoria MCGIRT	FR	57.13cf (57.88)	1/20
27	Chanice FORBES	FR	59.75cf (1:00.54)	1/25
35	Nikki KRAAIJEVELD	FR	1:00.46	1/12
41	Ageonia WILKERSON	FR	1:01.00cf (1:01.81)	1/25

7		Hinds (Miss.) CC	3:59.67	
LW: --		average 59.92		
15	Jamira PATTERSON	SO	57.69	1/28
20	D'ajah MILEY	FR	59.13	1/19
40	Zavannah BROWN	SO	1:00.83	1/19
43	Maresha CHANDLER	FR	1:02.02	1/19

8		Coffeyville (Kan.) CC	4:06.24	
LW: --		average 1:01.56		
21	Katrina SMALL	SO	59.14	1/12
23	Ciara THUSTON	SO	59.38 OT	1/27
52	Azyairiah GRIFFIN	FR	1:02.69cf (1:03.52)	1/20
65	Kassidy AKPOSI	FR	1:05.03cf (1:05.89)	1/20

9		Cuyahoga (Ohio) CC	4:13.97	
LW: --		average 1:03.49		
36	Kamry BROWN	FR	1:00.59cf (1:01.39)	1/26
53	Naomi WALKER	SO	1:03.08cf (1:03.91)	1/13
61	Zakiyah WESLEY	SO	1:04.08cf (1:04.93)	1/26
72	Jocelyn FOSTER	FR	1:06.22cf (1:07.10)	1/26

10		Highland (Kan.) CC	4:17.01	
LW: --		average 1:04.25		
28	Kira WILLIAMS	SO	59.86cu (1:01.08)	1/13
51	Prolene PIERRE	SO	1:02.58cf (1:03.41)	1/19
69	Monique ASHFORD	FR	1:05.85c (1:07.20)	1/13
95	Emmaline LEE	SO	1:08.72cf (1:09.63)	1/19



11		North Iowa Area CC	4:25.25	
LW: --		average 1:06.31		
47	Jaylynn SCRIVNER	FR	1:02.44cf (1:03.26)	1/25
75	Erin SCHWARZZKOPF	FR	1:07.20cf (1:08.09)	1/20
82	Elizabeth MENNEN	FR	1:07.78cf (1:08.68)	1/25
83	Dashawn WYATT	FR	1:07.83cf (1:08.73)	1/20

12		Hawkeye (Iowa) CC	4:27.11	
LW: --		average 1:06.78		
60	Jurane LIZER	FR	1:03.99cf (1:04.84)	1/25
76	Ashley STOGDILL	FR	1:07.21cf (1:08.10)	1/25
81	Atlanta GROENEVELD	FR	1:07.71cf (1:08.60)	1/20
89	Hannah JOHNSON	FR	1:08.20cf (1:09.10)	1/20



2018 Indoor Track & Field, Week #2

Women's 600 Meters

1		Central Arizona	6:57.28	
LW: --		<i>average 1:44.32</i>		
11	Shawkia IDDRISU	SO	1:39.46	1/20
21	Asia JOHNSON	FR	1:44.67	1/26
24	LaMeyah CHARLTON	FR	1:45.06	1/20
27	Keyanah HOLT	FR	1:48.09	1/20
2		Highland (Kan.) CC	7:09.49	
LW: --		<i>average 1:47.37</i>		
10	Coshan CAMPBELL	SO	1:39.28c (:20.20(500))	1/13
13	Kira WILLIAMS	SO	1:40.11cf (1:41.33)	1/19
35	Kendall WILLIAMS	FR	1:52.94cf (1:54.32)	1/19
42	Skyler BLAKLEY	SO	1:57.16c (1:58.59)	1/6
3		North Iowa Area CC	7:42.83	
LW: --		<i>average 1:55.71</i>		
28	Keisha GONZAGUE	SO	1:48.28cf (1:49.60)	1/25
43	Amy FULLERTON	SO	1:57.74cf (1:59.18)	1/13
44	Maddison SHUPE	FR	1:58.34cf (1:59.79)	1/25
45	Ally TRAGER	FR	1:58.47cf (1:59.92)	1/13



2018 Indoor Track & Field, Week #2

Women's 800 Meters

1	Monroe (N.Y.)	9:18.08
LW: --		average 2:19.52
3	Dawnel COLLYMORE SO	2:16.20 1/26
7	Malethabo SEEMA FR	2:18.01 1/26
8	Claudrice MCKOY FR	2:18.21 1/26
19	Lethabo SEEMA FR	2:25.66 1/26

2	New Mexico JC	9:37.93
LW: --		average 2:24.48
4	Esther GITAHI SO	2:16.85c (2:17.62) 1/19
13	Teresha JACOBS SO	2:22.52c (2:23.32) 1/19
14	Sharon JERONO SO	2:22.76c (2:23.56) 1/19
61	Cynthia KIPSEREM SO	2:35.80c (2:36.68) 1/19

3	Southern Idaho	9:50.33
LW: --		average 2:27.58
18	Jantzen MAZZIOTTI FR	2:24.96 1/20
30	Shaylee HILL FR	2:28.17 1/20
31	Kayli DRANEY FR	2:28.32 1/20
33	Allison TEEMANT FR	2:28.88 1/20

4	Mesa (Ariz.) CC	10:05.8
LW: --		average 2:31.47
12	Quin JOHNSON FR	2:22.24 1/26
25	Kara DALE FR	2:27.74 1/26
50	Amber BLACKLEDGE FR	2:32.33 1/26
82	Montana HANCOCK FR	2:43.58 1/26

5	Cowley (Kan.)	10:08.5
LW: --		average 2:32.15
16	Raye MORAN FR	2:24.58cf (2:26.24) 1/20
38	Ieshia DICKERSON FR	2:29.98 1/12
43	Anna KELLER FR	2:31.18cf (2:32.92) 1/25
78	Shelby SCHMIDT SO	2:42.85cf (2:44.72) 1/25

6	Highland (Kan.) CC	10:13.4
LW: --		average 2:33.37
9	Coshan CAMPBELL SO	2:20.52cf (2:22.14) 1/25
15	Kira WILLIAMS SO	2:24.55cf (2:26.21) 1/25
75	Nataly PANTOJA-CONEJO FR	2:42.42c (2:45.09) 1/13
89	Skyler BLAKLEY SO	2:46.00c (2:48.73) 1/13

7	Hawkeye (Iowa) CC	10:14.9
LW: --		average 2:33.74
23	Mikki MUNDUS FR	2:27.53cf (2:29.23) 1/25
39	Atlanta GROENEVELD FR	2:30.17cf (2:31.90) 1/25
40	Joanna TOPHAM FR	2:30.27cf (2:32.00) 1/13
94	Shea DAHLSTROM FR	2:46.99cf (2:48.91) 1/25

8	Meridian (Miss.) CC	10:18.9
LW: --		average 2:34.73
24	Ti'undra FORD FR	2:27.72 1/28
46	Alexand'rail JACKSON FR	2:31.66 1/28
57	Mariah REED SO	2:35.32 1/28
84	Jakai EPPS SO	2:44.22 1/19

9	Macomb (Mich.) CC	10:25.3
LW: --		average 2:36.35
45	Morgan MARKEL FR	2:31.30 1/19
56	Megan CATES SO	2:34.89 1/26
70	Ally SLONE FR	2:39.04 1/26
72	Miranda CATES SO	2:40.16 1/26

10	Central Arizona	10:36.3
LW: --		average 2:39.10
48	Shelby MORRISON FR	2:31.86 1/20
60	Renique SMITH SO	2:35.76 1/26
79	Lara YAZZIE FR	2:42.91 1/20
88	Casey HALLER SO	2:45.86 1/20

11	Johnson County (Kan.)	10:57.3
LW: --		average 2:44.34
64	Yulissa DELATORRE SO	2:36.15cf (2:37.95) 1/12
86	Jessalyn RIVET-TISSOT SO	2:45.37cf (2:47.27) 1/12
97	Emma STIMATZE FR	2:47.66cf (2:49.59) 1/12
98	Jacinta KING FR	2:48.20cf (2:50.14) 1/12

12	Pratt (Kan.) CC	10:58.3
LW: --		average 2:44.58
67	Leeasha MADISON FR	2:36.55cf (2:38.35) 1/26
92	Ashley MARCELIN FR	2:46.52cf (2:48.44) 1/20
93	Anastasia GRAVES FR	2:46.68cf (2:48.60) 1/20
99	Judy HUMPHREY FR	2:48.58cf (2:50.52) 1/20

13	North Iowa Area CC	11:11.1
LW: --		average 2:47.78
69	Keisha GONZAGUE SO	2:38.40cf (2:40.22) 1/20
81	Amy FULLERTON SO	2:43.33cf (2:45.21) 1/20
90	Ally TRAGER FR	2:46.29cf (2:48.20) 1/25
--	Anna FRISCH FR	3:03.09cf (3:05.20) 1/25

14	Southwestern (Iowa) C	11:55.9
LW: --		average 2:58.99
--	Jessica BEATTY FR	2:49.49cf (2:51.44) 1/20
--	Christina STOPAK FR	2:50.81cf (2:52.78) 1/20
--	Heather JESSEN FR	3:01.97cf (3:04.06) 1/20
--	Kimberly ZEPEDA SO	3:13.69cf (3:15.92) 1/20

**2018 Indoor Track & Field, Week #2****Women's 1000 Meters**

1		Monroe (N.Y.)		12:21.2	
LW: --		average 3:05.30			
1	Dawnel COLLYMORE	SO	2:57.04		1/13
2	Claudrice MCKOY	FR	2:59.61		1/13
5	Lethabo SEEMA	FR	3:11.66		1/13
6	Malethabo SEEMA	FR	3:12.89		1/13
2		Highland (Kan.) CC		13:40.6	
LW: --		average 3:25.17			
12	Ivanna URIBE	SO	3:19.32c	(3:22.35)	1/13
15	Kaitlyn SLAGLE	SO	3:19.99cf	(3:22.17)	1/25
16	Coshan CAMPBELL	SO	3:20.69cf	(3:22.88)	1/19
25	Nataly PANTOJA-CONEJO	FR	3:40.69cf	(3:43.10)	1/19
3		Hutchinson (Kan.) CC		13:53.4	
LW: --		average 3:28.36			
8	Maggie LAMBERT	SO	3:14.98cf	(3:17.10)	1/25
11	Sarah PATTESON	FR	3:17.99c	(3:21.00)	1/13
18	America GARCIA	FR	3:28.23c	(3:31.40)	1/13
29	Yanelly JURADO	FR	3:52.24cf	(3:54.77)	1/19



2018 Indoor Track & Field, Week #2

Women's Mile

1		Iowa Central CC	20:36.7
LW: --		average 5:09.20	
1	Adva COHEN	FR	4:45.14cf (4:47.96) 1/26
5	Sierra STUCKY	SO	5:13.23cf (5:16.33) 1/26
8	Marion BARTILOL	SO	5:19.09cf (5:22.24) 1/26
9	Abeba SULLIVAN	FR	5:19.33cf (5:22.49) 1/26

2		New Mexico JC	21:05.8
LW: --		average 5:16.45	
2	Esther GITAH	SO	4:52.68c (4:56.13) 1/26
6	Teresha JACOBS	SO	5:14.56c (5:21.57) 1/19
20	Sharon JERONO	SO	5:24.38c (5:28.20) 1/26
34	Cynthia KIPSEREM	SO	5:34.19c (5:41.63) 1/19

3		Southern Idaho	21:33.1
LW: --		average 5:23.29	
12	Shaylee HILL	FR	5:19.89 1/20
16	Allison TEEMANT	FR	5:22.67 1/20
19	Kayli DRANEY	FR	5:23.59 1/20
21	Jantzen MAZZIOTTI	FR	5:27.00 1/12

4		Cowley (Kan.)	21:46.7
LW: --		average 5:26.68	
7	Harlie SCHMELING	FR	5:18.90cf (5:22.05) 1/20
24	Wrylee DICKARD	FR	5:28.33cf (5:31.58) 1/20
27	Ieshia DICKERSON	FR	5:29.64cf (5:32.90) 1/20
28	Naomi SIMILUS	SO	5:29.87cf (5:33.13) 1/25

5		Macomb (Mich.) CC	22:38.3
LW: --		average 5:39.57	
22	Macy GUSTAVUS	SO	5:27.82 1/26
26	Morgan MARKEL	FR	5:28.62 1/26
48	Ally SLONE	FR	5:49.05 12/1
50	Megan CATES	SO	5:52.81 1/19

6		Hutchinson (Kan.) CC	23:31.7
LW: --		average 5:52.93	
40	Sarah PATTESON	FR	5:39.00c (5:43.43) 1/13
51	Aileen GOMEZ	FR	5:53.39c (5:58.00) 1/13
65	Maggie LAMBERT	SO	5:59.60c (6:04.30) 1/13
66	America GARCIA	FR	5:59.73c (6:04.43) 1/13

7		Highland (Kan.) CC	23:33.3
LW: --		average 5:53.33	
25	Ivanna URIBE	SO	5:28.50c (5:32.79) 1/13
49	Kaitlyn SLAGLE	SO	5:51.10cf (5:54.57) 1/19
69	Kendall WILLIAMS	FR	6:05.24c (6:10.01) 1/13
71	Michelle ALFARO	FR	6:08.47c (6:13.28) 1/13

8		Mesa (Ariz.) CC	23:55.3
LW: --		average 5:58.83	
45	Ashlyn DIDOMENICO	SO	5:45.80 1/20
56	Madeline AMBROSIO	FR	5:55.93 1/20
60	Emilie REEMTSMA	FR	5:58.08 1/20
77	Amber BLACKLEDGE	FR	6:15.53 1/20

9		Cuyahoga (Ohio) CC	24:07.4
LW: --		average 6:01.86	
33	Caroline LAPISH	SO	5:33.49cf (5:36.79) 1/13
53	Sonnie SAUVINSKY	SO	5:53.65cf (5:57.15) 1/13
80	Jordan KATI	SO	6:16.66cf (6:20.38) 1/20
87	Emma GARDNER	FR	6:23.64cf (6:27.43) 1/26

10		Johnson County (Kan.)	24:12.2
LW: --		average 6:03.06	
43	Yulissa DELATORRE	SO	5:42.22cf (5:45.60) 1/25
57	Jessalyn RIVET-TISSOT	SO	5:55.95cf (5:59.47) 1/25
76	Emma STIMATZE	FR	6:15.15cf (6:18.86) 1/25
82	Jacinta KING	FR	6:18.93cf (6:22.68) 1/25

11		Central Arizona	24:24.7
LW: --		average 6:06.20	
52	Alliana ATTENCIO	FR	5:53.62 1/20
59	Nikeshia EAGLEMAN	SO	5:57.83 1/20
79	Paris CHEE	FR	6:16.60 1/20
81	Alexus NAVARRO	FR	6:16.73 1/20

12		Southwestern (Iowa) C	25:37.5
LW: --		average 6:24.38	
54	Christina STOPAK	FR	5:54.46cf (5:57.96) 1/20
75	Heather JESSEN	FR	6:13.48cf (6:17.17) 1/26
84	Jessica BEATTY	FR	6:20.49cf (6:24.25) 1/20
96	Kimberly ZEPEDA	SO	7:09.09cf (7:13.33) 1/20



2018 Indoor Track & Field, Week #2


Women's 3000 Meters

1		Iowa Central CC	40:32.0
LW: --		average 10:08.00	
1	Adva COHEN	FR	9:29.04 1/12
2	Marion BARTILOL	SO	10:11.10 1/12
3	Winrose CHESANG	FR	10:20.90 (10:26.22) 1/26
6	Marta LUKIJANIUK	SO	10:30.96 (10:36.37) 1/26
2		Cowley (Kan.)	44:05.2
LW: --		average 11:01.31	
4	Harlie SCHMELING	FR	10:25.40 1/27
11	Wrylee DICKARD	FR	10:47.30 (10:52.85) 1/25
27	Kaitlyn TERBUSH	SO	11:15.77 1/12
38	Molly LINTON	FR	11:36.77 1/12
3		Southern Idaho	44:44.0
LW: --		average 11:11.02	
9	Shaylee HILL	FR	10:40.61 1/12
20	Kayli DRANEY	FR	11:01.14 1/12
26	Bailey WALL	FR	11:15.72 1/12
46	Ashley WILLIS	FR	11:46.60 1/12
4		Central Arizona	45:05.0
LW: --		average 11:16.26	
16	Nancy JEBET	FR	10:58.77 1/26
24	Alliana ATTENCIO	FR	11:07.91 1/26
25	Lara YAZZIE	FR	11:14.04 1/26
44	Casey HALLER	SO	11:44.32 1/26
5		Macomb (Mich.) CC	46:31.0
LW: --		average 11:37.76	
22	Macy GUSTAVUS	SO	11:02.53 1/19
33	Morgan MARKEL	FR	11:29.16 12/1
55	Megan O'HARA	SO	11:59.60 12/1
56	Megan CATES	SO	11:59.75 12/1
6		Highland (Kan.) CC	46:31.6
LW: --		average 11:37.92	
14	Ivanna URIBE	SO	10:53.54 (10:59.14) 1/25
29	Justeen CANTU	FR	11:22.98 (11:28.83) 1/25
54	Kaitlyn SLAGLE	SO	11:56.09 (12:03.61) 1/13
62	Michelle ALFARO	FR	12:19.07 (12:25.40) 1/19
7		Cuyahoga (Ohio) CC	47:38.8
LW: --		average 11:54.72	
19	Caroline LAPISH	SO	11:00.98 (11:06.64) 1/26
57	Shelbie SPORCICH	SO	12:00.29 (12:06.46) 1/13
59	Jordan KATI	SO	12:06.11 (12:12.33) 1/26
65	Natania FRENCH	SO	12:31.50 (12:37.94) 1/20
8		Hutchinson (Kan.) CC	49:55.8
LW: --		average 12:28.96	
31	Aileen GOMEZ	FR	11:28.22 (11:34.12) 1/25
43	America GARCIA	FR	11:41.38 (11:47.39) 1/25
71	Yanelly JURADO	FR	13:16.73 (13:25.10) 1/13
72	Carissa YOUNGS	FR	13:29.51 (13:38.01) 1/13



2018 Indoor Track & Field, Week #2

Women's 5000 Meters

1		Iowa Central CC	1:11:20	
LW: --		<i>average 17:50.21</i>		
1	Adva COHEN	FR	16:43.76	1/19
2	Winrose CHESANG	FR	17:51.71	1/19
3	Marion BARTIOL	SO	18:14.91	1/19
4	Marta LUKIJANIUK	SO	18:30.45	1/19



2018 Indoor Track & Field, Week #2

Women's 60 Meter Hurdles

1		Central Arizona	36.54
LW: --		<i>average 9.14</i>	

4	Nicolee FOSTER	FR	8.71	1/26
5	Jeminise PARRIS	SO	8.80	1/20
13	Renique SMITH	SO	9.33	1/26
26	Latoyia BROOKS	FR	9.70	1/20


2		South Plains (Texas)	39.45
LW: --		<i>average 9.86</i>	

6	Patrice MOODY	FR	8.95cA	(8.93)	1/26
17	Janiel MOORE	FR	9.39cA	(9.37)	1/26
38	Bosibori MOSONGO	SO	10.21cA	(10.19)	1/26
47	Bailey O'CONNOR	FR	10.90cA	(10.88)	1/26



2018 Indoor Track & Field, Week #2

Women's High Jump

1		Central Arizona	5.96m	19-6½	
LW: --			<i>average 1.49m</i>	<i>4-10½</i>	
2	Regina YEBOAH	FR	1.71m	<i>5-7½</i>	1/26
17	Renique SMITH	SO	1.49m	<i>4-10½</i>	1/26
24	Latoyia BROOKS	FR	1.40m	<i>4-7</i>	1/26
28	Candesha SCOTT	SO	1.36m	<i>4-5½</i>	1/20



2018 Indoor Track & Field, Week #2

Women's Long Jump

1	Coffeyville (Kan.) CC	20.46m	67-1½
LW: --		average 5.12m	16-9%
21	Jerrica KEY	FR	5.22m 17-1½ 1/20
24	Aisha COBB	FR	5.18m 17-0 1/20
31	Katrina SMALL	SO	5.11m 16-9% 1/13
38	Kichauna WEST	FR	4.95m 16-3 1/12

2	South Plains (Texas)	20.33m	66-8½
LW: --		average 5.08m	16-8%
2	Ruth USORO	FR	5.99m 19-8 1/26
9	Cha'Kaylin GILBERT	SO	5.46m 17-11 1/26
45	Bosibori MOSONGO	SO	4.81m 15-9% 1/26
67	Bailey O'CONNOR	FR	4.07m 13-4% 1/26

3	Garden City (Kan.) CC	20.32m	66-8
LW: --		average 5.08m	16-8
20	Morgan HENDERSON	FR	5.24m 17-2½ 1/19
30	Ilishia TARVER	SO	5.15m 16-10% 1/12
32	Chim'sly PERICLES	FR	5.08m 16-8 1/26
42	Talia SIMMONS	FR	4.85m 15-11 1/19

4	New Mexico JC	19.96m	65-6
LW: --		average 4.99m	16-4½
5	Kristal LIBURD	FR	5.77m 18-11% 1/26
29	Cathilee MULLINGS	SO	5.16m 16-11% 1/19
51	Briana SIMPSON	FR	4.68m 15-4% 1/26
60	Abbigale BUTLER	SO	4.35m 14-3% 1/19

5	Central Arizona	19.35m	63-6
LW: --		average 4.84m	15-10%
18	Renique SMITH	SO	5.27m 17-3½ 1/20
41	Candesha SCOTT	SO	4.93m 16-2% 1/20
43	Regina YEBOAH	FR	4.84m 15-10% 1/20
62	Latoyia BROOKS	FR	4.31m 14-1% 1/20

6	Hutchinson (Kan.) CC	19.21m	63-¼
LW: --		average 4.80m	15-9%
23	Adriana JANIC	SO	5.19m 17-½ 1/19
34	Tatyana HOPKINS	FR	5.03m 16-6 1/13
55	Rachel HAGEN	SO	4.59m 15-% 1/13
59	Destini MATHIS	FR	4.40m 14-5% 1/13

7	Lincoln (Ill.)	18.34m	60-2
LW: --		average 4.59m	15-½
14	Qutaya BURSE	SO	5.32m 17-5% 1/27
34	Shanika SMITH	FR	5.03m 16-6 1/27
70	Jasmine WATSON	SO	4.00m 13-1½ 1/20
71	Mya PATRICK	SO	3.99m 13-1% 1/27

8	Cowley (Kan.)	18.15m	59-6¾
LW: --		average 4.54m	14-10%
38	Jalia FRANKLIN	FR	4.95m 16-3 1/12
45	Kionte SAMPSON	SO	4.81m 15-9% 1/20
61	Shelby SCHMIDT	SO	4.34m 14-3 1/25
68	Annie KELLEY	FR	4.05m 13-3% 1/25

9	Iowa Western CC	17.90m	58-8¾
LW: --		average 4.48m	14-8%
52	Samiya ABU-YOUM	FR	4.67m 15-4 1/19
54	Tahlia ARNEAUD	FR	4.64m 15-2% 1/6
58	Zarin GOODRICH	SO	4.47m 14-8 1/25
66	Salome' BRUGIER	SO	4.12m 13-6% 1/19



2018 Indoor Track & Field, Week #2

Women's Triple Jump

1		New Mexico JC	45.58m	149-6	
LW: --			<i>average 11.40m</i>	<i>37-4%</i>	
3	Cathilee MULLINGS	SO	12.09m	39-8	1/26
8	Kristal LIBURD	FR	11.44m	37-6½	1/19
9	Akor MAYWIN	FR	11.30m	37-1	1/19
13	Jayda COOPER	FR	10.75m	35-3¼	1/19



2018 Indoor Track & Field, Week #2

Women's Shot Put

1		Central Arizona	52.43m	172-0
LW: --		average 13.11m		43-0
1		Cherisse MURRAY	FR 15.92m	52-2% 1/26
3		Devia BROWN	FR 14.68m	48-2 1/20
11		Candesha SCOTT	SO 12.78m	41-11% 1/26
58		Renique SMITH	SO 9.05m	29-8% 1/26
2		Coffeyville (Kan.) CC	49.11m	161-1
LW: --		average 12.28m		40-3½
13		Daija KISER	FR 12.68m	41-7% 1/13
14		Brooklyne WILSON	FR 12.63m	41-5% 1/27
16		Kaylah COOK	FR 12.35m	40-6% 1/12
23		Samantha DAILEY	FR 11.45m	37-6% 1/12
3		Barton (Kan.) CC	48.92m	160-6
LW: --		average 12.23m		40-1½
5		Latavia MAINES	FR 14.37m	47-1% 1/19
16		Shyledeen SMITH	FR 12.35m	40-6% 1/19
24		Kameliah STYLE	FR 11.44m	37-6% 1/27
38		Mikayla DIETZ	FR 10.76m	35-3% 1/27
4		Cloud County (Kan.) CC	45.58m	149-6
LW: --		average 11.40m		37-4¾
7		Gabbreil HARRIS	SO 13.23m	43-5 1/25
8		Takyrá HILTON	FR 13.12m	43-½ 1/20
37		Alana BUDKE	SO 10.91m	35-9% 1/25
70		Nikki KRAAIJEVELD	FR 8.32m	27-3% 1/25
5		Vincennes (Ind.)	43.01m	141-1
LW: --		average 10.75m		35-3¾
4		Jamesha WESTERN	SO 14.48m	47-6% 1/19
22		Desire' PARKS	FR 11.61m	38-1% 1/26
68		Erika BONDS	FR 8.65m	28-4% 1/26
71		Paige JONES	SO 8.27m	27-1% 1/26
6		Pima (Ariz.) CC	38.99m	127-11
LW: --		average 9.75m		31-11¾
41		Brianna BERTSCH	SO 10.34m	33-11% 1/20
45		Teresa SWEENEY	SO 10.11m	33-2 1/20
52		Alyssa WATKINS	SO 9.65m	31-8 1/20
61		Kianna RICHARDSON	FR 8.89m	29-2 1/26
7		Paradise Valley (Ariz.)	38.81m	127-4
LW: --		average 9.70m		31-10
26		Sadie SWEENEY	FR 11.38m	37-4 1/20
51		Liz GORE	FR 9.72m	31-10% 1/20
59		Lynsie FIKE	FR 9.01m	29-6% 1/20
65		Dominique LOPEZ	FR 8.70m	28-6% 1/20
8		Cowley (Kan.)	38.73m	127-1
LW: --		average 9.68m		31-9% 1/25
29		Jakayla WEAVER	FR 11.22m	36-9% 1/20
46		Sydney SAWYER	FR 10.08m	33-1 1/12
63		Shelby SCHMIDT	SO 8.77m	28-9% 1/25
66		Annie KELLEY	FR 8.66m	28-5 1/25

**2018 Indoor Track & Field, Week #2****Women's Weight Throw**

1	Coffeyville (Kan.) CC	55.28m	181-4
LW: --		<i>average 13.82m</i>	45-4%
9	Kaylah COOK	FR 14.62m	47-11% 1/20
17	Victoria HERNANDEZ	FR 13.66m	44-9% 1/13
18	Tierra MYERS	FR 13.64m	44-9 1/20
19	Daija KISER	FR 13.36m	43-10 1/20
2	Barton (Kan.) CC	51.14m	167-9
LW: --		<i>average 12.79m</i>	41-11½
12	Alexis JAMES	SO 14.18m	46-6% 1/12
15	Deonmonique GRANVILLE	FR 13.83m	45-4½ 1/19
32	Mikayla DIETZ	FR 11.75m	38-6% 1/27
36	Kameliah STYLE	FR 11.38m	37-4 1/27
3	Pima (Ariz.) CC	47.11m	154-6
LW: --		<i>average 11.78m</i>	38-7%
14	Alyssa WATKINS	SO 13.85m	45-5% 1/20
23	Brianna BERTSCH	SO 12.71m	41-8% 1/20
37	Teresa SWEENEY	SO 11.36m	37-3% 1/26
51	Marisa PRESMYK	FR 9.19m	30-2 1/26
4	Glendale (Ariz.) CC	42.46m	139-3
LW: --		<i>average 10.62m</i>	34-10
33	Desirae SOTELO	FR 11.68m	38-4 1/20
44	Monay BRANHAM	FR 10.38m	34-¾ 1/20
47	Jacquelyn BEANVAIS	FR 10.21m	33-6 1/20
48	Victoria SHIVELY	FR 10.19m	33-5% 1/20