



USTFCCCA NCAA Division I National Team Computer Rankings

as of 3/20/2018 12:30:31 PM

2018 Outdoor Track & Field, Preseason

Only those who score >0.01 pts are shown
D denotes multiple-event rule in affect

MEN

1



Oregon

Pac-12 Conference

8

Event	Scrd As	Athlete	Yr	Scored Mark	Date	Pl. Pts.	Bonus	TOTAL
Scored bests come from PRE-SEASON DATA								
100	2	Damarcus SIMPSON	SR	9.94w	5/27/17	28	2.20	30.20
100	9	Cravon GILLESPIE	RS JR	10.04w	5/14/16	14	1.21	15.21
200m	6	Cravon GILLESPIE	RS JR	20.20	5/14/16	20	1.68	21.68
400	33	Orwin EMILIEN	JR	46.14c (46.03)	5/6/17	0.55	0.21	0.76
1500	3	James WEST	JR	3:39.65	6/14/17	26	1.41	27.41
1500	4	Matthew MATON	RS SO	3:39.97	5/14/16	24	1.27	25.27
1500	5	Sam PRAKEL	SR	3:40.11	5/15/16	22	1.21	23.21
1500	7	Blake HANEY	SR	3:40.40	6/9/17	18	1.08	19.08
1500	16	Austin TAMAGNO	SO	3:41.33	4/13/17	5	0.68	5.68
1500	49	Mick STANOVSEK	SO	3:43.22	3/31/17	0.025	0.13	0.16
10k	23	Travis NEUMAN	SR	29:09.39	4/4/15	1.5	0.36	1.86
10k	37	Tanner ANDERSON	RS SO	29:21.43	5/13/17	0.35	0.14	0.49
110H	26	Braxton CANADY	SO	13.89w	5/13/17	0.9	0.30	1.20
PV	12	Cole WALSH	SR	5.50m 18-½	4/13/17	9	0.91	9.91
LJ	12	Damarcus SIMPSON	SR	7.95mw 26-1	5/13/17	9	0.94	9.94
DISC	26	Drake BRENNAN	JR	56.88m 186-7	5/6/16	0.9	0.14	1.04
JAV	17	John NIZICH	JR	71.89m 235-10	5/15/16	4.5	0.36	4.86
Team Total							197.96	

2



Texas A&M

Southeastern Conference

unch

Event	Scrd As	Athlete	Yr	Scored Mark	Date	Pl. Pts.	Bonus	TOTAL
Scored bests come from CURRENT season								
400	24	Devin DIXON	SO	45.96	3/16/18	1	0.35	1.35
400	32	Bryce DEADMON	SO	46.12	3/16/18	0.6	0.23	0.83
400H	44	Dewitt THOMAS	SO	51.64	3/16/18	0.15	0.03	0.18
TJ	21	Tahar TRIKI	SO	15.86m 52-½ (-1.2)	3/16/18	2.5	0.34	2.84
JAV	10	Sam HARDIN	SR	73.42m 240-10	3/16/18	12	0.64	12.64
Scored bests come from PRE-SEASON DATA								
400	13	Mylik KERLEY	SR	45.48	4/15/17	8	0.87	8.87
400	23	Richard ROSE	JR	45.89	5/27/17	1.5	0.41	1.91
400	30	Robert GRANT	SR	46.09	4/15/17	0.7	0.25	0.95
800m	2	Devin DIXON	SO	1:45.71	5/11/17	28	2.17	30.17
800m	44	JaQwae ELLISON	JR	1:48.54	4/16/16	0.15	0.06	0.21
400H	5	Robert GRANT	SR	49.15	5/11/17	22	2.43	24.43
400H	22	Ilolo IZU	JR	51.11	5/11/17	2	0.30	2.30
400H	23	Jackson DAVIS	RS SO	51.14	4/23/16	1.5	0.29	1.79
HJ	17	Garrett CRAGIN	SR	2.18m 7-1½	3/29/17	4.5	0.45	4.95
PV	2	Audie WYATT	SR	5.70m 18-8½	4/6/17	28	2.86	30.86
PV	15	Jacob WOOTEN	JR	5.45m 17-10½		6	0.67	6.67
LJ	3	Will WILLIAMS	SR	8.09mw 26-6½	5/27/17	26	2.30	28.30
HT	28	Austin COOK	SR	65.45m 214-8	5/27/17	0.8	0.00	0.80
JAV	1	Ioannis KYRIAZIS	SR	88.01m 288-9	3/29/17	30	7.40	37.40
JAV	38	William PETERSSON	SO	68.69m 225-4	3/29/17	0.3	0.00	0.30
Team Total							197.75	

"Scrd As", short for "Scored As", Standing used for place points portion of performance's score combining preseason data (when applied) to current season data

Numbers in BLACK are both the performance's actual NCAA rank AND "scored as" rank Numbers in RED indicate actual NCAA rank does not exist or is worse than "scored as" rank Numbers in BLUE indicate actual NCAA rank is better than "scored as" rank

USTFCCCA Non-Member

Non-Member Schools Will NOT be ranked, beginning Week 2



USTFCCCA NCAA Division I National Team Computer Rankings

as of 3/20/2018 12:30:31 PM

2018 Outdoor Track & Field, Preseason

Only those who score >0.01 pts are shown
D denotes multiple-event rule in affect

MEN

3



Houston

American Athletic Conference

▲ 9

Event	Scrd As	Athlete	Yr	Scored Mark	Date	Pl. Pts.	Bonus	TOTAL
Scored bests come from CURRENT season								
JAV	21	Jack THOMAS	SR	71.58m	234-10	3/15/18	2.5	0.30 2.80
Scored bests come from PRE-SEASON DATA								
100	1	Cameron BURRELL	SR	9.93	6/7/17	30	2.30	32.30
100	7	Elijah HALL	SR	10.00w	4/27/17	18	1.60	19.60
100	17	Mario BURKE	JR	10.17w	4/27/17	4.5	0.39	4.89
100	40	John LEWIS III	JR	10.24w	5/27/17	0.25	0.17	0.42
200m	1	Elijah HALL	SR	19.96w	5/12/17	30	2.96	32.96
200m	17	Jacarias MARTIN	JR	20.49w	5/27/17	4.5	0.44	4.94
200m	21	Mario BURKE	JR	20.52w	5/12/17	2.5	0.39	2.89
200m	47	Cameron BURRELL	SR	20.75	5/15/16	0.075	0.00	0.08
400	7	Kahmari MONTGOMERY	JR	45.13	5/14/16	18	1.57	19.57
400	45	Trumaine JEFFERSON	JR	46.43	5/12/17	0.125	0.00	0.13
Steeple	1	Brian BARRAZA	RS SR	8:32.48	4/22/17	30	2.92	32.92
5000m	29	Brian BARRAZA	RS SR	13:52.52	4/28/16	0.75	0.23	0.98
10k	17	Brian BARRAZA	RS SR	29:04.11	4/1/16	D	4.5	0.48 2.48
110H	9	Amere LATTIN	JR	13.59	5/15/16	14	1.24	15.24
400H	12	Amere LATTIN	JR	50.71	5/15/16	9	0.69	9.69
LI	17	Trumaine JEFFERSON	JR	7.87mw	25-10	5/12/17	4.5	0.53 5.03
LI	19	Antwan DICKERSON	SR	7.86mw	25-9%	5/12/17	3.5	0.49 3.99
LI	25	Cameron BURRELL	SR	7.80m	25-7%	5/15/16	0.95	0.26 1.21
TJ	29	Jared KERR	SR	15.77mw	51-9	5/12/17	0.75	0.20 0.95
SP	26	Cameron CORNELIUS	SR	18.88m	61-11%	3/16/17	0.9	0.06 0.96
SP	40	Felipe VALENCIA	RS JR	18.28m	59-11%	4/23/16	0.25	0.00 0.25
DEC	22	Nathaniel MECHLER	SO	7,374	5/12/17	2	0.28	2.28
Team Total								196.54

4



Florida

Southeastern Conference

▼ 3

Event	Scrd As	Athlete	Yr	Scored Mark	Date	Pl. Pts.	Bonus	TOTAL
Scored bests come from PRE-SEASON DATA								
100	34	Ryan CLARK	JR	10.22	5/11/17	0.5	0.23	0.73
100	50	Jr, Michael TIMPSON	JR	10.27w	4/28/17	0.01	0.07	0.08
200m	28	Ryan CLARK	JR	20.59	4/2/16	0.8	0.27	1.07
400	10	Kunle FASASI	JR	45.43	4/2/16	12	0.95	12.95
1500	57	Jack GUYTON	JR	3:43.63	3/30/17		0.07	0.07
110H	4	Grant HOLLOWAY	SO	13.41		24	2.39	26.39
HJ	6	Clayton BROWN	SO	2.21m	7-3	3/30/17	20	1.23 21.23
LI	2	KeAndre BATES	SR	8.15mw	26-9	5/27/17	28	2.97 30.97
LI	4	Grant HOLLOWAY	SO	8.04m	26-4½	4/15/17	24	1.74 25.74
TJ	2	KeAndre BATES	SR	16.76mw	55-0		28	3.42 31.42
TJ	13	Clayton BROWN	SO	16.17mw	53-¾	4/15/17	8	0.91 8.91
HT	5	Anders ERIKSSON	JR	71.14m	233-4	4/23/16	22	2.09 24.09
HT	25	AJ MCFARLAND	JR	66.09m	216-10	4/28/17	0.95	0.12 1.07
Team Total								184.72

5



Georgia

Southeastern Conference

▲ 1

Event	Scrd As	Athlete	Yr	Scored Mark	Date	Pl. Pts.	Bonus	TOTAL
Scored bests come from CURRENT season								
1500	66	Bryan KAMAU	SR	3:43.96	3/16/18		0.03	0.03
HT	3	Denzel COMENENTIA	JR	72.63m	238-3	3/16/18	26	3.00 29.00
Scored bests come from PRE-SEASON DATA								
100	6	Kendal WILLIAMS	JR	9.99w	3/29/17	20	1.70	21.70
100	10	Cejhae GREENE	SR	10.05		12	1.11	13.11
200m	10	Kendal WILLIAMS	JR	20.30	5/11/17	12	1.16	13.16
200m	40	Maurice FREEMAN	RS SR	20.64w	3/31/16	0.25	0.18	0.43
800m	37	Jeramey HAMPTON	JR	1:48.17	4/21/17	0.35	0.19	0.54
110H	17	Michael NICHOLLS	JR	13.76	5/12/17	4.5	0.60	5.10
HJ	3	Keenon LAINE	JR	2.25m	7-4½	5/11/17	26	2.57 28.57
HJ	28	Darius CARBIN	SO	2.16m	7-1	4/7/17	0.8	0.15 0.95
SP	3	Denzel COMENENTIA	JR	20.33m	66-8½	4/21/17	26	2.67 28.67
DISC	15	Denzel COMENENTIA	JR	58.00m	190-3	5/6/17	6	0.53 6.53
HT	28	Alex LARSSON	SR	65.45m	214-8	4/12/14	0.8	0.00 0.80
DEC	1	Karl SALURI	SR	8,108	4/6/16	30	3.67	33.67
Team Total								182.27

"Scrd As", short for "Scored As", Standing used for place points portion of performance's score combining preseason data (when applied) to current season data

Numbers in BLACK are both the performance's actual NCAA rank AND "scored as" rank Numbers in RED indicate actual NCAA rank does not exist or is worse than "scored as" rank Numbers in BLUE indicate actual NCAA rank is better than "scored as" rank

USTFCCCA Non-Member

Non-Member Schools Will NOT be ranked, beginning Week 2



USTFCCCA NCAA Division I National Team Computer Rankings

as of 3/20/2018 12:30:32 PM

2018 Outdoor Track & Field, Preseason

Only those who score >0.01 pts are shown
D denotes multiple-event rule in affect

MEN

6



Alabama

Southeastern Conference

▲ 4

Event	Scrd As	Athlete	Yr	Scored Mark	Date	Pl. Pts.	Bonus	TOTAL
Scored bests come from CURRENT season								
▶ 100	16	Keitavious WALTER	JR	10.15w (3.8)	3/16/18	5	0.46	5.46
▶ PV	32	Jacob SPOTSWOOD	FR	5.27m 17-3½	3/16/18	0.6	0.00	0.60
Scored bests come from PRE-SEASON DATA								
▶ 100	14	Tony BROWN	SR	10.12		7	0.59	7.59
▶ 200m	13	Keitavious WALTER	JR	20.43	4/28/17	8	0.63	8.63
▶ 5000m	34	Alfred CHELANGA	SR	13:53.07	4/21/17	0.5	0.20	0.70
▶ 5000m	37	Gilbert KIGEN	JR	13:53.61	4/13/17	0.35	0.18	0.53
▶ 5000m	38	Vincent KIPROP	JR	13:53.74	3/31/17	0.3	0.18	0.48
▶ 10k	1	Alfred CHELANGA	SR	28:04.95	3/31/17	30	3.45	33.45
▶ 10k	3	Vincent KIPROP	JR	28:19.94	4/13/17	26	2.55	28.55
▶ 10k	50	Conner THOMPSON	SR	29:26.50	4/13/17	0.01	0.04	0.05
▶ 110H	2	Ruebin WALTERS	SR	13.39	5/27/17	28	2.54	30.54
▶ 110H	12	Tony BROWN	SR	13.71	6/8/16	9	0.72	9.72
▶ 400H	14	Okeen WILLIAMS	JR	50.75	3/29/17	7	0.65	7.65
▶ PV	16	Will HERRSCHER	JR	5.42m 17-9½	4/28/17	5	0.54	5.54
▶ SP	22	Kord FERGUSON	JR	19.05m 62-6	5/13/16	2	0.24	2.24
▶ DISC	3	Kord FERGUSON	JR	61.44m 201-7	4/28/17	26	2.59	28.59
▶ DISC	17	Daniel HAUGH	JR	57.86m 189-10	4/15/17	4.5	0.48	4.98
▶ HT	18	Daniel HAUGH	JR	67.33m 220-10	4/7/17	4	0.43	4.43
Team Total							179.75	

7



Southern California

Pac-12 Conference

▲ 13

Event	Scrd As	Athlete	Yr	Scored Mark	Date	Pl. Pts.	Bonus	TOTAL
Scored bests come from CURRENT season								
▶ HJ	28	Earnie SEARS	FR	2.16m 7-1	3/3/18	0.8	0.15	0.95
▶ HT	47	Nathan BULTMAN	SO	62.47m 204-11	3/16/18	0.075	0.00	0.08
Scored bests come from PRE-SEASON DATA								
▶ 100	32	TJ BROCK	SO	10.21w	3/29/17	0.6	0.26	0.86
▶ 200m	21	Christian SOURAPAS	JR	20.52w	5/13/17	2.5	0.39	2.89
▶ 200m	40	Rai BENJAMIN	JR	20.64	3/31/17	0.25	0.18	0.43
▶ 400	3	Michael NORMAN	SO	44.88		26	2.16	28.16
▶ 400	11	Ricky MORGAN JR	SR	45.44	5/27/17	10	0.93	10.93
▶ 400	18	Rai BENJAMIN	JR	45.72	4/29/17	D 4	0.54	2.54
▶ 800m	22	Robert FORD	SR	1:47.57	4/16/16	2	0.46	2.46
▶ 110H	5	Marquis MORRIS	SR	13.49w		22	1.81	23.81
▶ 400H	1	Rai BENJAMIN	JR	48.33		30	3.80	33.80
▶ LJ	5	Eric SLOAN	SR	8.03mw 26-4½	5/27/17	22	1.62	23.62
▶ TJ	1	Eric SLOAN	SR	16.92m 55-6½	5/27/17	30	4.14	34.14
▶ TJ	31	Dominic SMALLWOOD	SR	15.76mw 51-8½	5/13/17	0.65	0.18	0.83
▶ SP	13	Nicholas PONZIO	SR	19.53m 64-1	6/10/15	8	0.78	8.78
▶ SP	20	Matthew KATNIK	JR	19.12m 62-8½	5/27/17	3	0.32	3.32
▶ DISC	32	Nicholas PONZIO	SR	56.47m 185-3	5/3/15	0.6	0.00	0.60
▶ DISC	48	Nathan BULTMAN	RS SO	55.25m 181-3	4/22/16	0.05	0.00	0.05
Team Total							178.26	

"Scrd As", short for "Scored As", Standing used for place points portion of performance's score combining preseason data (when applied) to current season data

Numbers in BLACK are both the performance's actual NCAA rank AND "scored as" rank Numbers in RED indicate actual NCAA rank does not exist or is worse than "scored as" rank Numbers in BLUE indicate actual NCAA rank is better than "scored as" rank

USTFCCCA Non-Member

Non-Member Schools Will NOT be ranked, beginning Week 2



USTFCCCA NCAA Division I National Team Computer Rankings

as of 3/20/2018 12:30:32 PM

2018 Outdoor Track & Field, Preseason

Only those who score >0.01 pts are shown
D denotes multiple-event rule in affect

MEN

8



Texas Tech

Big 12 Conference

▲ 9

Event	Scrd As	Athlete	Yr	Scored Mark	Date	Pl. Pts.	Bonus	TOTAL
Scored bests come from CURRENT season								
▶ 110H	41	Dorian WILLIAMS	SR	13.99w (2.9)	3/16/18	0.225	0.07	0.29
Scored bests come from PRE-SEASON DATA								
▶ 100	13	Divine ODUDURU	SO	10.10w	4/22/17	8	0.72	8.72
▶ 200m	13	Andrew HUDSON	JR	20.43	4/6/17	8	0.63	8.63
▶ 200m	37	Divine ODUDURU	SO	20.62w	4/22/17	0.35	0.22	0.57
▶ 400	4	Steven CHAMPLIN	SR	45.01	4/28/17	24	1.86	25.86
▶ 800m	10	Charles JONES	SR	1:46.70	4/6/17	12	1.11	13.11
▶ 800m	25	Vincent CRISP	JR	1:47.66	4/6/17	0.95	0.40	1.35
▶ 110H	21	Darien TENNON	SR	13.86w	5/12/17	2.5	0.37	2.87
▶ 400H	24	Darien TENNON	SR	51.19	4/18/15	1	0.26	1.26
▶ HJ	2	Trey CULVER	SR	2.26m 7-5	4/2/16	28	2.96	30.96
▶ PV	10	Drew MCMICHAEL	JR	5.51m 18-1	5/12/17	12	1.00	13.00
▶ LJ	1	Charles BROWN	JR	8.25mw 27-1	4/15/17	30	4.09	34.09
▶ LJ	7	Justin HALL	SO	8.01mw 26-3½	4/15/17	18	1.40	19.40
▶ LJ	43	Odaine LEWIS	JR	7.71mw 25-3½	4/22/17	0.175	0.00	0.17
▶ TJ	17	Charles BROWN	JR	16.05m 52-8	5/28/16	4.5	0.63	5.13
▶ TJ	34	Odaine LEWIS	JR	15.73m 51-7½	4/22/17	0.5	0.14	0.64
▶ JAV	15	Werner BOUWER	SO	72.16m 236-9	3/17/17	6	0.41	6.41
Team Total								172.46

9



Nebraska

Big Ten Conference

▲ 60

Event	Scrd As	Athlete	Yr	Scored Mark	Date	Pl. Pts.	Bonus	TOTAL
Scored bests come from PRE-SEASON DATA								
▶ 100	25	Malcolm WHITE	RS JR	10.20	5/7/16	0.95	0.30	1.25
▶ 200m	33	Malcolm WHITE	RS JR	20.60	5/13/16	0.55	0.25	0.80
▶ 800m	36	Moujtaba MOHAMMED	SR	1:48.09	5/12/17	0.4	0.22	0.62
▶ 110H	7	Antoine LLOYD	SR	13.52w	4/28/17	18	1.59	19.59
▶ 110H	43	Luke SIEDHOFF	SO	14.00w	5/27/17	0.175	0.05	0.22
▶ 400H	8	Andrew NEAL	SR	50.55	4/28/17	16	0.86	16.86
▶ HJ	8	Landon BARTEL	SR	2.20m 7-2½	5/12/17	16	0.97	16.97
▶ HJ	8	Michael MCCANN	SR	2.20m 7-2½	4/8/17	16	0.97	16.97
▶ HJ	17	Grant ANDERSON	SR	2.18m 7-1½	4/9/16	4.5	0.45	4.95
▶ HJ	34	Jared SEAY	JR	2.15m 7-½	2/10/17	0.5	0.02	0.52
▶ PV	40	Tyler LOONTJER	JR	5.22m 17-1½	4/21/17	0.25	0.00	0.25
▶ LJ	47	Isaiah GRIFFITH	SO	7.70mw 25-3½	5/27/17	0.075	0.00	0.08
▶ TJ	14	Kaiwan CULMER	SR	16.12mw 52-10½	5/12/17	7	0.76	7.76
▶ TJ	23	Isaiah GRIFFITH	SO	15.83m 51-11½	5/27/17	1.5	0.29	1.79
▶ DISC	2	Nicholas PERCY	SR	62.91m 206-4	5/12/17	28	4.06	32.06
▶ DISC	30	Carlos DAVIS	JR	56.53m 185-5	5/7/16	0.7	0.02	0.72
▶ DISC	35	Khalil DAVIS	JR	56.19m 184-4	5/15/16	0.45	0.00	0.45
▶ DISC	41	Nicholas COGHILL	SO	55.58m 182-4	5/27/17	0.225	0.00	0.22
▶ HT	15	Nicholas PERCY	SR	67.85m 222-7	5/7/16	6	0.56	6.56
▶ JAV	25	Cody WALTON	SR	70.44m 231-1	3/24/17	0.95	0.08	1.03
▶ DEC	4	Cody WALTON	SR	7.937	4/7/17	24	2.39	26.39
▶ DEC	43	Cale WAGNER	RS SO	7.057	5/13/16	0.175	0.00	0.17
Team Total								156.22

"Scrd As", short for "Scored As", Standing used for place points portion of performance's score combining preseason data (when applied) to current season data

Numbers in BLACK are both the performance's actual NCAA rank AND "scored as" rank Numbers in RED indicate actual NCAA rank does not exist or is worse than "scored as" rank Numbers in BLUE indicate actual NCAA rank is better than "scored as" rank

USTFCCCA Non-Member

Non-Member Schools Will NOT be ranked, beginning Week 2



USTFCCCA NCAA Division I National Team Computer Rankings

as of 3/20/2018 12:30:32 PM

2018 Outdoor Track & Field, Preseason

Only those who score >0.01 pts are shown
D denotes multiple-event rule in affect

MEN

10



Kansas

Big 12 Conference

▲ 1

Event	Scrd As	Athlete	Yr	Scored Mark	Date	Pl. Pts.	Bonus	TOTAL
Scored bests come from PRE-SEASON DATA								
▶ 200m	28	Ivan HENRY	JR	20.59w	5/12/17	0.8	0.27	1.07
▶ 400	40	Ivan HENRY	JR	46.36	5/27/17	0.25	0.05	0.30
▶ 800m	41	Bryce HOPPEL	SO	1:48.52	5/27/17	0.225	0.07	0.29
▶ Steeple	29	Dylan HODGSON	JR	8:50.04	5/15/16	0.75	0.29	1.04
▶ Steeple	31	Ben BURCHSTEAD	SR	8:51.94	5/15/16	0.65	0.16	0.81
▶ PV	6	Hussain AL HIZAM	JR	5.60m 18-4½	4/6/17	20	1.77	21.77
▶ PV	12	Nick MEYER	RS SR	5.50m 18-½	5/7/16	9	0.91	9.91
▶ PV	19	Paulo BENAVIDES	JR	5.40m 17-8½	5/6/17	3.5	0.45	3.95
▶ TJ	5	Barden ADAMS	SR	16.38mw 53-9	5/27/17	22	1.70	23.70
▶ TJ	37	Ezekiel WELCH	SR	15.67m 51-5	5/27/17	0.35	0.04	0.39
▶ SP	4	Nicolai CEBAN	SR	20.24m 66-5	5/27/17	24	2.38	26.38
▶ DISC	8	Nicolai CEBAN	SR	60.01m 196-10	4/1/17	16	1.43	17.43
▶ HT	2	Gleb DUDAREV	SO	74.20m 243-5	5/12/17	28	4.14	32.14
Team Total								139.18

11



Arkansas

Southeastern Conference

▼ 7

Event	Scrd As	Athlete	Yr	Scored Mark	Date	Pl. Pts.	Bonus	TOTAL
Scored bests come from PRE-SEASON DATA								
▶ 100	25	Kenzo COTTON	SR	10.20w	4/8/17	0.95	0.30	1.25
▶ 100	40	Roy EJIAKUEKWU	JR	10.24w	5/27/17	0.25	0.17	0.42
▶ 200m	24	Kenzo COTTON	SR	20.54w	5/11/17	1	0.35	1.35
▶ 200m	38	Roy EJIAKUEKWU	JR	20.63w	5/11/17	0.3	0.20	0.50
▶ 200m	40	Obi IGBOKWE	JR	20.64	4/8/17	0.25	0.18	0.43
▶ 400	14	Obi IGBOKWE	JR	45.54	4/21/17	7	0.77	7.77
▶ 1500	18	Jack BRUCE	SR	3:41.45	4/21/17	D 4	0.63	2.63
▶ 5000m	7	Jack BRUCE	SR	13:38.15	4/13/17	18	1.19	19.19
▶ 5000m	31	Cameron GRIFFITH	JR	13:52.65	4/13/17	0.65	0.22	0.87
▶ 5000m	60	Austen DALQUIST	JR	13:58.09	5/11/17	0.01	0.01	0.01
▶ 10k	4	Andrew RONO	RS JR	28:36.20	5/1/16	24	1.58	25.58
▶ 10k	47	Gilbert BOIT	RS SO	29:25.41	3/25/16	0.075	0.06	0.14
▶ 110H	13	Kemar MOWATT	SR	13.75w	4/23/16	8	0.63	8.63
▶ 110H	34	Larry DONALD	SR	13.96w	4/28/17	0.5	0.14	0.64
▶ 110H	46	Shakiel CHATTOO	JR	14.01	4/13/17	0.1	0.02	0.12
▶ 400H	3	Kemar MOWATT	SR	48.79	5/11/17	26	3.03	29.03
▶ 400H	16	Travius CHAMBERS	SR	50.86	5/11/17	5	0.54	5.54
▶ 400H	17	Larry DONALD	SR	50.90	4/2/16	4.5	0.49	4.99
▶ LJ	14	Harrison SCHRAGE	SO	7.93mw 26-¾	4/28/17	7	0.79	7.79
▶ LJ	22	Laquan NAIRN	SO	7.83m 25-8½	4/1/17	2	0.37	2.37
▶ LJ	39	Rubin OWENS	SR	7.74m 25-4¾	4/23/16	0.275	0.03	0.31
▶ TJ	19	Rubin OWENS	SR	15.97m 52-4¾	5/11/17	3.5	0.51	4.01
▶ TJ	39	Laquan NAIRN	SO	15.65m 51-4¾	3/3/17	0.275	0.01	0.29
▶ DEC	14	Gabe MOORE	JR	7,564	4/21/17	7	0.78	7.78
Team Total								131.63

"Scrd As", short for "Scored As", Standing used for place points portion of performance's score combining preseason data (when applied) to current season data

Numbers in BLACK are both the performance's actual NCAA rank AND "scored as" rank Numbers in RED indicate actual NCAA rank does not exist or is worse than "scored as" rank Numbers in BLUE indicate actual NCAA rank is better than "scored as" rank

USTFCCCA Non-Member

Non-Member Schools Will NOT be ranked, beginning Week 2



USTFCCCA NCAA Division I National Team Computer Rankings

as of 3/20/2018 12:30:32 PM

2018 Outdoor Track & Field, Preseason

Only those who score >0.01 pts are shown
D denotes multiple-event rule in affect

MEN

12



Virginia Tech

Atlantic Coast Conference

▲ 20

Event	Scrd As	Athlete	Yr	Scored Mark	Date	Pl. Pts.	Bonus	TOTAL	
Scored bests come from PRE-SEASON DATA									
▶ 100	53	Michael DAVENPORT	SO	10.28w	5/12/17		0.04	0.04	
▶ 800m	5	Patrick JOSEPH	SR	1:46.47	4/21/17	22	1.35	23.35	
▶ 800m	30	Vincent CIATTEI	SR	1:47.91	5/15/16	0.7	0.28	0.98	
▶ 1500	8	Neil GOURLEY	SR	3:40.52			16	17.03	
▶ Steeple	39	Daniel JASKOWAK	SR	8:53.76	5/16/15	0.275	0.03	0.31	
▶ 5000m	40	Peter SEUFER	JR	13:53.92	4/21/17	0.25	0.17	0.42	
▶ 10k	38	Peter SEUFER	JR	29:21.49	5/12/17	0.3	0.14	0.44	
▶ 110H	33	Keishaun LIMEHOUSE	SO	13.95	4/28/17	0.55	0.16	0.71	
▶ 400H	15	Gregory CHILES	SR	50.82	5/12/17	6	0.58	6.58	
▶ PV	2	Torben LAIDIG	SR	5.70m	18-8½	3/29/17	28	2.86	30.86
▶ PV	17	Deakin VOLZ	JR	5.41m	17-9	4/21/17	4.5	0.50	5.00
▶ DISC	7	Marek BARTA	SR	60.10m	197-2	5/12/17	18	1.49	19.49
▶ JAV	7	Matija MUHAR	RS SO	75.60m	248-0	5/13/16	18	1.43	19.43
Team Total								124.63	

14



Mississippi State

Southeastern Conference

▲ 12

Event	Scrd As	Athlete	Yr	Scored Mark		Date	Pl. Pts.	Bonus	TOTAL
Scored bests come from PRE-SEASON DATA									
▶ 100	3	Lawrence CRAWFORD	JR	9.97w		4/28/17	26	1.90	27.90
▶ 400	29	Stephan JAMES	SR	46.07		3/30/17	0.75	0.27	1.02
▶ 110H	21	Ro'Derick SPEARS	RS SR	13.86		5/27/17	2.5	0.37	2.87
▶ 400H	13	Vince CASTILLO	RS SO	50.74		5/26/16	8	0.66	8.66
▶ 400H	21	Rasheed TATHAM	JR	51.04		5/11/17	2.5	0.35	2.85
▶ LJ	32	Willie REED	SR	7.76m	25-5½	4/22/17	0.6	0.11	0.71
▶ JAV	2	Curtis THOMPSON	SR	81.03m	265-10	3/26/16	28	3.66	31.66
▶ JAV	4	Anderson PETERS	RS SO	78.41m	257-3	4/8/17	24	2.47	26.47
▶ JAV	6	Nicolas QUIJERA	SR	76.77m	251-10		20	1.87	21.87
Team Total								124.01	

15



Colorado State

Mountain West Conference

▲ 18

Event	Scrd As	Athlete	Yr	Scored Mark	Date	Pl. Pts.	Bonus	TOTAL
Scored bests come from PRE-SEASON DATA								
▶ 1500	14	Cole ROCKHOLD	JR	3:41.04	4/13/17	7	0.80	7.80
▶ 5000m	18	Grant FISCHER	SR	13:46.80	4/13/17	4	0.50	4.50
▶ 5000m	27	Jerrell MOCK	SR	13:52.06	4/13/17	0.85	0.24	1.09
▶ 5000m	32	Cole ROCKHOLD	JR	13:52.73	3/31/17	0.6	0.22	0.82
▶ 10k	2	Jerrell MOCK	SR	28:11.80	3/31/17	28	3.04	31.04
▶ 10k	7	Grant FISCHER	SR	28:45.83	3/31/17	18	1.19	19.19
▶ 110H	38	Hunter PRICE	SR	13.98w	4/12/17	0.3	0.09	0.39
▶ LJ	28	Hunter PRICE	SR	7.78mw	25-6½ 5/10/17	0.8	0.18	0.98
▶ SP	1	Mostafa HASSAN	SR	21.31m	69-11 4/13/17	30	5.82	35.82
▶ DEC	8	Hunter PRICE	SR	7,801	4/12/17	16	1.59	17.59
▶ DEC	44	Nick KRAVEC	SR	7,047	4/12/17	0.15	0.00	0.15
Team Total								119.38

13



South Carolina

Southeastern Conference

▲ 36

Event	Scrd As	Athlete	Yr	Scored Mark		Date	Pl. Pts.	Bonus	TOTAL
Scored bests come from CURRENT season									
▶ PV	49	Armand WOODLEY	JR	5.15m	16-10%	3/16/18	0.025	0.00	0.03
▶ SP	41	Eric FAVORS	SO	18.26m	59-11	3/16/18	0.225	0.00	0.22
Scored bests come from PRE-SEASON DATA									
▶ 100	32	Ncincilili TITI	SR	10.21w		3/30/17	0.6	0.26	0.86
▶ 200m	3	Ncincilili TITI	SR	20.14		4/15/17	26	2.00	28.00
▶ 800m	41	Otis JONES	JR	1:48.52		5/14/16	0.225	0.07	0.29
▶ 110H	8	Isaiah MOORE	SR	13.55		5/11/17	16	1.43	17.43
▶ HJ	3	Tye WILLIAMS	SR	2.25m	7-4½	4/27/17	26	2.57	28.57
▶ LJ	32	Yann RANDRIANASOLO	SR	7.76m	25-5½	4/27/17	0.6	0.11	0.71
▶ SP	7	Josh AWOTUNDE	SR	19.96m	65-6	4/27/17	18	1.65	19.65
▶ SP	29	Ben BONHURST	SR	18.77m	61-7	3/30/17	0.75	0.00	0.75
▶ DISC	9	Josh AWOTUNDE	SR	58.50m	191-11	4/27/17	14	0.70	14.70
▶ DEC	10	Markus LEEMET	SR	7,720		5/11/17	12	1.19	13.19
Team Total								124.41	

"Scrd As", short for "Scored As", Standing used for place points portion of performance's score combining preseason data (when applied) to current season data

Numbers in BLACK are both the performance's actual NCAA rank AND "scored as" rank Numbers in RED indicate actual NCAA rank does not exist or is worse than "scored as" rank Numbers in BLUE indicate actual NCAA rank is better than "scored as" rank

USTFCCCA Non-Member

Non-Member Schools Will NOT be ranked, beginning Week 2



USTFCCCA NCAA Division I National Team Computer Rankings

as of 3/20/2018 12:30:32 PM

2018 Outdoor Track & Field, Preseason

Only those who score >0.01 pts are shown
D denotes multiple-event rule in affect

MEN

16



Penn State

Big Ten Conference

▲ 4

Event	Scrd As	Athlete	Yr	Scored Mark	Date	Pl. Pts.	Bonus	TOTAL
Scored bests come from PRE-SEASON DATA								
200m	17	Malik MOFFETT	SR	20.49	5/27/17	4.5	0.44	4.94
400	34	Dan CHISENA	JR	46.16	5/12/17	0.5	0.20	0.70
800m	1	Isaiah HARRIS	JR	1:45.12	4/21/17	30	2.80	32.80
800m	17	Domenic PERRETTA	SO	1:47.29	4/21/17	4.5	0.66	5.16
800m	44	Jordan MAKINS	SR	1:48.54	4/22/16	0.15	0.06	0.21
5000m	43	Timothy MCGOWAN	SR	13:54.20	4/21/17	0.175	0.16	0.34
HJ	34	Chisom IFEDI	RS JR	2.15m 7-½	5/15/16	0.5	0.02	0.52
LJ	8	Malik MOFFETT	SR	8.00m 26-3	5/12/17	16	1.32	17.32
TJ	20	Bryce WILLIAMS	JR	15.90m 52-2	5/27/17	3	0.40	3.40
SP	19	Jon YOHMAN	SR	19.13m 62-9½	5/27/17	3.5	0.33	3.83
DISC	4	David LUCAS	JR	61.43m 201-6	4/27/17	24	2.58	26.58
DISC	42	Jon YOHMAN	SR	55.53m 182-2	5/15/16	0.2	0.00	0.20
HT	14	Morgan SHIGO	JR	67.94m 222-11	5/12/17	7	0.59	7.59
HT	40	David LUCAS	JR	63.44m 208-1	5/12/17	0.25	0.00	0.25
JAV	19	Michael BIDDLE	SO	71.81m 235-7	5/12/17	3.5	0.34	3.84
Team Total								107.68

17



Stanford

Pac-12 Conference

▲ 9

Event	Scrd As	Athlete	Yr	Scored Mark	Date	Pl. Pts.	Bonus	TOTAL
Scored bests come from PRE-SEASON DATA								
1500	9	Sean MCGORTY	RS JR	3:40.62	4/11/15	D 14	0.99	2.99
1500	37	Thomas COYLE	RS JR	3:42.68	4/9/16	0.35	0.22	0.57
Steeple	18	Steven FAHY	JR	8:46.69	5/15/16	4	0.53	4.53
5000m	3	Sean MCGORTY	RS JR	13:24.25	5/1/16	26	2.64	28.64
5000m	6	Grant FISHER	JR	13:37.77	4/21/17	20	1.22	21.22
5000m	15	Jack KEELAN	SR	13:45.82	5/2/15	6	0.58	6.58
10k	30	Jack KEELAN	SR	29:13.92	5/14/16	0.7	0.28	0.98
10k	42	Sam WHARTON	RS JR	29:23.21	4/4/15	0.2	0.10	0.30
110H	24	Harrison WILLIAMS	RS JR	13.88	5/1/16	1	0.32	1.32
LJ	20	Jaak UUDMAE	SR	7.85mw 25-9½	4/28/17	3	0.45	3.45
SP	39	Tristen NEWMAN	SR	18.29m 60-¼	4/21/17	0.275	0.00	0.28
HT	20	Michael PAINTER	SR	66.84m 219-3	4/8/17	3	0.31	3.31
JAV	41	Trevor DANIELSON	JR	68.20m 223-9	5/13/17	0.225	0.00	0.22
DEC	2	Harrison WILLIAMS	RS JR	8,032	6/9/16	28	3.10	31.10
Team Total								105.48

18



Auburn

Southeastern Conference

▼ 13

Event	Scrd As	Athlete	Yr	Scored Mark	Date	Pl. Pts.	Bonus	TOTAL
Scored bests come from PRE-SEASON DATA								
100	5	Odean SKEAN	SR	9.98	4/21/17	22	1.80	23.80
100	25	Raheem CHAMBERS	SO	10.20	6/23/17	0.95	0.30	1.25
200m	9	Akeem BLOOMFIELD	SO	20.29w	4/14/17	D 14	1.21	3.21
400	1	Nathon ALLEN	SO	44.52	5/11/17	30	3.03	33.03
400	2	Akeem BLOOMFIELD	SO	44.74	5/27/17	28	2.50	30.50
400	22	Randall CENEUS	JR	45.82		2	0.46	2.46
JAV	13	Justin CARTER	SR	73.04m 239-7	5/18/14	8	0.57	8.57
DEC	26	Chris STONE	SO	7,300	3/29/17	0.9	0.09	0.99
Team Total								103.81

19



Texas

Big 12 Conference

▲ 7

Event	Scrd As	Athlete	Yr	Scored Mark	Date	Pl. Pts.	Bonus	TOTAL
Scored bests come from PRE-SEASON DATA								
100	50	Christopher NTRH	JR	10.27w	5/12/17	0.01	0.07	0.08
800m	47	Alex ROGERS	JR	1:48.65	3/29/17	0.075	0.02	0.10
1500	11	Alex ROGERS	JR	3:40.85	4/21/17	10	0.89	10.89
Steeple	24	Alex ROGERS	JR	8:48.92	4/14/17	1	0.37	1.37
110H	13	John BURT	JR	13.75w	5/27/17	8	0.63	8.63
110H	41	Steele WASIK	SR	13.99w	4/28/17	0.225	0.07	0.29
PV	17	Barrett POTH	SR	5.41m 17-9	4/14/17	4.5	0.50	5.00
PV	21	Nicholas MEADERS	SR	5.38m 17-7½	4/28/17	2.5	0.36	2.86
LJ	31	O'Brien WASOME	SO	7.77mw 25-6	5/12/17	0.65	0.15	0.80
LJ	47	Steffin MCCARTER	RS JR	7.70m 25-3¼	5/27/16	0.075	0.00	0.08
TJ	7	O'Brien WASOME	SO	16.31m 53-6¼	3/29/17	18	1.38	19.38
DISC	23	Alan ZAPALAC	SR	57.11m 187-4	5/12/17	1.5	0.22	1.72
DISC	31	Brian PETERSON	JR	56.51m 185-5	4/28/17	0.65	0.01	0.66
HT	38	Alan ZAPALAC	SR	63.84m 209-5	5/27/17	0.3	0.00	0.30
JAV	8	Fabian DOHMANN	RS SR	74.25m 243-7	5/18/14	16	0.94	16.94
DEC	6	Wolf MAHLER	RS SR	7,897	3/29/17	20	2.09	22.09
DEC	11	Steele WASIK	SR	7,715	5/12/17	10	1.17	11.17
Team Total								102.36

"Scrd As", short for "Scored As", Standing used for place points portion of performance's score combining preseason data (when applied) to current season data

Numbers in BLACK are both the performance's actual NCAA rank AND "scored as" rank Numbers in RED indicate actual NCAA rank does not exist or is worse than "scored as" rank Numbers in BLUE indicate actual NCAA rank is better than "scored as" rank

USTFCCCA Non-Member

Non-Member Schools Will NOT be ranked, beginning Week 2



USTFCCCA NCAA Division I National Team Computer Rankings

as of 3/20/2018 12:30:33 PM

2018 Outdoor Track & Field, Preseason

Only those who score >0.01 pts are shown
D denotes multiple-event rule in affect

MEN

20



Virginia

Atlantic Coast Conference

▼17

Event	Scrd As	Athlete	Yr	Scored Mark	Date	Pl. Pts.	Bonus	TOTAL
Scored bests come from CURRENT season								
▶ 400H	47	Alfred SHIRLEY	FR	51.75	3/16/18	0.075	0.00	0.08
Scored bests come from PRE-SEASON DATA								
▶ 1500	17	Mike MARSELLA	RS SR	3:41.35	4/17/15	4.5	0.67	5.17
▶ 5000m	59	Lachlan COOK	SO	13:58.01	4/21/17		0.01	0.01
▶ 10k	22	Brent DEMAREST	JR	29:07.78	3/24/17	2	0.40	2.40
▶ 10k	34	Lachlan COOK	SO	29:18.20	3/24/17	0.5	0.20	0.70
▶ PV	49	Jefferey JERNIGAN	SR	5.15m	16-10% 5/27/17	0.025	0.00	0.03
▶ TJ	3	Jordan SCOTT	SO	16.44m	53-11% 4/21/17	26	1.97	27.97
▶ TJ	24	Aaron WORRELL	SR	15.80mw	51-10 5/15/16	1	0.24	1.24
▶ SP	2	Oghenakpobo EFEKORO	JR	20.39m	66-10% 4/8/17	28	2.86	30.86
▶ SP	44	Nace PLESKO	JR	18.18m	59-7% 4/29/17	0.15	0.00	0.15
▶ HT	4	Hilmar ORN JONSSON	JR	72.38m	237-5 6/7/17	24	2.82	26.82
▶ DEC	15	Jack LINT	JR	7,478	4/21/17	6	0.56	6.56
▶ DEC	47	Cameron COLLINS	RS JR	7,004	4/22/16	0.075	0.00	0.08
Team Total								102.06

21



UCLA

Pac-12 Conference

▲12

Event	Scrd As	Athlete	Yr	Scored Mark	Date	Pl. Pts.	Bonus	TOTAL
Scored bests come from PRE-SEASON DATA								
▶ 100	38	Leon POWELL	SR	10.23w	5/29/15	0.3	0.20	0.50
▶ 200m	38	Leon POWELL	SR	20.63w	5/27/17	0.3	0.20	0.50
▶ 1500	36	Arturo SOTOMAYOR	JR	3:42.60	4/8/17	0.4	0.24	0.64
▶ 5000m	14	Robert BRANDT	SO	13:45.45	4/21/17	7	0.61	7.61
▶ 5000m	17	Daniel DE LA TORRE	SR	13:46.14	4/13/17	4.5	0.56	5.06
▶ 5000m	56	Garrett REYNOLDS	SO	13:57.55	4/13/17		0.03	0.03
▶ 10k	9	Robert BRANDT	SO	28:48.38	3/31/17	14	1.09	15.09
▶ 10k	45	Colin BURKE	SO	29:24.80	5/13/17	0.125	0.07	0.20
▶ HJ	8	Michael BURKE	JR	2.20m	7-2½ 3/31/17	16	0.97	16.97
▶ HJ	8	Isaiah HOLMES	SO	2.20m	7-2½ 3/31/17	16	0.97	16.97
▶ LJ	15	Isaiah HOLMES	SO	7.90m	25-11 5/13/17	6	0.64	6.64
▶ TJ	48	Idrees BERNARD	RS JR	15.51mw	50-10% 3/22/16	0.05	0.00	0.05
▶ SP	5	Dotun OGUNDEJI	JR	20.19m	66-3 4/21/17	22	2.22	24.22
▶ SP	24	Nate ESPARZA	SO	19.02m	62-5 4/29/17	1	0.21	1.21
▶ DISC	24	Dotun OGUNDEJI	JR	57.04m	187-1 4/21/17	1	0.20	1.20
▶ JAV	32	Simon LITZELL	SO	69.14m	226-10 5/27/17	0.6	0.00	0.60
▶ JAV	36	Marian SPANNOWSKY	SO	68.91m	226-1 5/27/17	0.4	0.00	0.40
▶ DEC	27	Zack BORNSTEIN	RS JR	7,289	5/7/16	0.85	0.06	0.91
Team Total								98.79

"Scrd As", short for "Scored As", Standing used for place points portion of performance's score combining preseason data (when applied) to current season data

Numbers in BLACK are both the performance's actual NCAA rank AND "scored as" rank Numbers in RED indicate actual NCAA rank does not exist or is worse than "scored as" rank Numbers in BLUE indicate actual NCAA rank is better than "scored as" rank

USTFCCCA Non-Member

Non-Member Schools Will NOT be ranked, beginning Week 2



USTFCCCA NCAA Division I National Team Computer Rankings

as of 3/20/2018 12:30:33 PM

2018 Outdoor Track & Field, Preseason

Only those who score >0.01 pts are shown
D denotes multiple-event rule in affect

MEN

22



Kentucky

Southeastern Conference

37

Event	Scrd As	Athlete	Yr	Scored Mark	Date	Pl. Pts.	Bonus	TOTAL
Scored bests come from CURRENT season								
HT	24	David CLINE	SR	66.29m	217-6	3/16/18	1	0.17 1.17
Scored bests come from PRE-SEASON DATA								
800m	40	Ian JONES	SR	1:48.46	5/11/17	0.25	0.09	0.34
5000m	33	Jacob THOMSON	SR	13:53.04	4/27/17	0.55	0.21	0.76
10k	8	Jacob THOMSON	SR	28:47.55	3/24/17	16	1.12	17.12
110H	13	Daniel ROBERTS	SO	13.75w	4/14/17	8	0.63	8.63
LJ	10	Mohammed ABUBAKAR	SR	7.98mw	26-2 1/2	4/14/17	12	1.17 13.17
LJ	17	Tim DUCKWORTH	SR	7.87m	25-10	4/7/17	4.5	0.53 5.03
LJ	20	Travis RILEY	JR	7.85m	25-9 1/2	5/6/17	3	0.45 3.45
SP	28	Nikolas HUFFMAN	SR	18.81m	61-8 1/2		0.8	0.00 0.80
DISC	49	Noah CASTLE	JR	55.21m	181-1	5/27/17	0.025	0.00 0.03
JAV	42	Ethan SHALAWAY	SR	68.12m	223-6	4/6/17	0.2	0.00 0.20
DEC	3	Tim DUCKWORTH	SR	7,973	4/7/17	26	2.66	28.66
Team Total								79.34

23



BYU

Independent (DI)

10

Event	Scrd As	Athlete	Yr	Scored Mark	Date	Pl. Pts.	Bonus	TOTAL
Scored bests come from PRE-SEASON DATA								
100	44	Clark BROWN	SO	10.25w	5/27/17	0.15	0.14	0.29
800m	15	Abraham ALVARADO	RS SR	1:47.23	4/8/16	6	0.70	6.70
1500	45	Rory LINKLETTER	JR	3:42.95c	(4:05.60)[1]	4/27/17	0.125	0.17 0.30
Steeple	11	Jacob HESLINGTON	SO	8:43.23		10	0.87	10.87
Steeple	19	Clayson SHUMWAY	SO	8:47.18	5/6/17	3.5	0.49	3.99
Steeple	21	Daniel CARNEY	JR	8:48.22	5/5/17	2.5	0.42	2.92
Steeple	49	Rory LINKLETTER	RS SO	8:57.02	3/18/16	0.025	0.00	0.03
5000m	24	Clayton YOUNG	JR	13:50.00	5/5/17	1	0.32	1.32
5000m	30	Rory LINKLETTER	JR	13:52.59	5/5/17	0.7	0.22	0.92
5000m	35	Connor MCMILLAN	RS JR	13:53.53	4/14/16	0.45	0.19	0.64
10k	6	Clayton YOUNG	JR	28:45.36	3/31/17	20	1.21	21.21
10k	16	Rory LINKLETTER	JR	28:58.74	4/13/17	5	0.69	5.69
10k	29	Connor MCMILLAN	RS JR	29:13.87	4/4/15	0.75	0.28	1.03
400H	9	Scott MECHAM	JR	50.58	5/11/17	14	0.83	14.83
400H	24	Max SCHEIBLE	SR	51.19	5/11/17	1	0.26	1.26
DEC	18	Kevin NIELSEN	SR	7,439	3/29/17	4	0.45	4.45
Team Total								76.44

24



Michigan

Big Ten Conference

17

Event	Scrd As	Athlete	Yr	Scored Mark	Date	Pl. Pts.	Bonus	TOTAL
Scored bests come from PRE-SEASON DATA								
Steeple	16	Connor MORA	SR	8:45.96	5/2/15	5	0.58	5.58
Steeple	47	Austin BENOIT	SR	8:57.01	4/4/15	0.075	0.00	0.08
5000m	52	Micah BELLER	SR	13:56.31	4/15/16		0.08	0.08
10k	28	Ben FLANAGAN	SR	29:13.72	4/16/16	0.8	0.28	1.08
400H	6	Taylor MCLAUGHLIN	JR	49.73	6/8/16	20	1.73	21.73
SP	16	Grant CARTWRIGHT	SR	19.17m	62-10 1/2	5/15/16	5	0.38 5.38
SP	18	Andrew LISKOWITZ	SO	19.15m	62-10	5/12/17	4	0.36 4.36
DISC	10	Grant CARTWRIGHT	SR	58.23m	191-0	5/12/17	12	0.61 12.61
HT	6	Joseph ELLIS	JR	70.98m	232-10	5/12/17	20	2.01 22.01
HT	31	Grant CARTWRIGHT	SR	65.10m	213-7	5/12/17	0.65	0.00 0.65
Team Total								73.55

25



Baylor

Big 12 Conference

49

Event	Scrd As	Athlete	Yr	Scored Mark	Date	Pl. Pts.	Bonus	TOTAL
Scored bests come from CURRENT season								
400	42	Howard FIELDS III	FR	46.39	3/16/18	0.2	0.03	0.23
Scored bests come from PRE-SEASON DATA								
100	8	Maxwell WILLIS	SO	10.03w	5/12/17	16	1.31	17.31
200m	2	Maxwell WILLIS	SO	20.07w	5/12/17	28	2.37	30.37
200m	47	Malik WILSON	SR	20.75	5/17/15	0.075	0.00	0.08
400	5	Wil LONDON	JR	45.02	5/27/17	22	1.83	23.83
PV	30	Ryan WOMACK	JR	5.30m	17-4 1/2	3/23/17	0.7	0.02 0.72
DEC	39	Luke LITTLEFIELD	SO	7,080	3/29/17	0.275	0.00	0.28
Team Total								72.80

"Scrd As", short for "Scored As", Standing used for place points portion of performance's score combining preseason data (when applied) to current season data

Numbers in BLACK are both the performance's actual NCAA rank AND "scored as" rank Numbers in RED indicate actual NCAA rank does not exist or is worse than "scored as" rank Numbers in BLUE indicate actual NCAA rank is better than "scored as" rank

USTFCCCA Non-Member

Non-Member Schools Will NOT be ranked, beginning Week 2



USTFCCCA NCAA Division I National Team Computer Rankings

as of 3/20/2018 12:30:33 PM

2018 Outdoor Track & Field, Preseason

Only those who score >0.01 pts are shown
D denotes multiple-event rule in affect

MEN

26



LSU

Southeastern Conference

▼19

Event	Scrd As	Athlete	Yr	Scored Mark	Date	Pl. Pts.	Bonus	TOTAL
-------	---------	---------	----	-------------	------	----------	-------	-------

Scored bests come from CURRENT season

▶ HT	6	Jake NORRIS	FR	70.98m	232-10	3/16/18	20	2.01	22.01
------	---	-------------	----	--------	--------	---------	----	------	-------

Scored bests come from PRE-SEASON DATA

▶ 200m	4	Renard HOWELL	RS SR	20.15	5/12/16		24	1.95	25.95
▶ 200m	7	Jaron FLOURNOY	JR	20.24	5/27/17		18	1.47	19.47
▶ 200m	44	Correion MOSBY	JR	20.65	4/22/17	0.15	0.16	0.31	
▶ LJ	41	Rayvon GREY	SO	7.73m	25-4½	5/11/17	0.225	0.00	0.22
▶ TJ	45	Da'Quan BELLARD	JR	15.58mw	51-1½	5/14/16	0.125	0.00	0.13

Team Total 68.10

27



UTEP

Conference USA

▼4

Event	Scrd As	Athlete	Yr	Scored Mark	Date	Pl. Pts.	Bonus	TOTAL
-------	---------	---------	----	-------------	------	----------	-------	-------

Scored bests come from PRE-SEASON DATA

▶ 400	16	Michael SARUNI	SO	45.69		4/22/17	D	5	0.56	2.56
▶ 400	38	Asa GUEVARA	SR	46.31		5/27/17		0.3	0.09	0.39
▶ 800m	4	Michael SARUNI	SO	1:45.82		3/29/17		24	2.05	26.05
▶ 800m	7	Jonah KOECH	JR	1:46.53		6/8/16		18	1.29	19.29
▶ 1500	15	Jonah KOECH	JR	3:41.22c	(3:44.64)	5/11/17	D	6	0.73	2.73
▶ 1500	38	Michael SARUNI	SO	3:42.71c	(3:46.15)	5/11/17		0.3	0.21	0.51
▶ Steeple	38	Daniel CHERUIYOT	SR	8:53.68c	(9:02.70)	5/11/17		0.3	0.04	0.34
▶ HT	35	Karol KONCOS	JR	64.29m	210-11	5/11/17		0.45	0.00	0.45
▶ JAV	9	Rasmus MAUKONEN	RS JR	73.64m	241-7	3/26/16		14	0.71	14.71

Team Total 67.02

28



Syracuse

Atlantic Coast Conference

▲13

Event	Scrd As	Athlete	Yr	Scored Mark	Date	Pl. Pts.	Bonus	TOTAL
-------	---------	---------	----	-------------	------	----------	-------	-------

Scored bests come from PRE-SEASON DATA

▶ 1500	2	Justyn KNIGHT	SR	3:39.23	4/23/16	D	28	1.59	3.59
▶ Steeple	8	Aidan TOOKER	SO	8:39.34	5/27/17		16	1.43	17.43
▶ 5000m	1	Justyn KNIGHT	SR	13:17.51	5/5/17		30	3.48	33.48
▶ 5000m	41	Colin BENNIE	SR	13:53.93	4/4/15	0.225	0.17	0.40	
▶ 5000m	51	Philo GERMANO	SR	13:56.27	4/21/17		0.08	0.08	
▶ 10k	12	Colin BENNIE	SR	28:52.72	5/1/16		9	0.92	9.92
▶ 10k	39	Philo GERMANO	SR	29:22.10	5/12/17	0.275	0.12	0.40	
▶ 110H	29	David GILSTRAP	RS JR	13.92	5/28/16	0.75	0.23	0.98	
▶ 110H	38	Angelo GOSS	SR	13.98w	4/21/17	0.3	0.09	0.39	

Team Total 66.67

29



Arkansas State

Sun Belt Conference

▲22

Event	Scrd As	Athlete	Yr	Scored Mark	Date	Pl. Pts.	Bonus	TOTAL
-------	---------	---------	----	-------------	------	----------	-------	-------

Scored bests come from PRE-SEASON DATA

▶ 100	3	Jaylen BACON	SR	9.97w	5/27/17		26	1.90	27.90
▶ 200m	5	Jaylen BACON	SR	20.18	5/27/17		22	1.79	23.79
▶ 400H	36	Nick HILSON	SO	51.52	5/12/17	0.4	0.09	0.49	
▶ HJ	17	Tiaan STEENKAMP	SR	2.18m	7-1½	5/27/17	4.5	0.45	4.95
▶ PV	33	Michael CARR	JR	5.26m	17-3	4/28/17	0.55	0.00	0.55
▶ DISC	19	Itamar LEVI	RS SR	57.28m	187-11	4/22/16	3.5	0.28	3.78
▶ HT	18	Cristian RAVAR LADISLAU	SR	67.33m	220-10	5/12/17	4	0.43	4.43

Team Total 65.89

"Scrd As", short for "Scored As", Standing used for place points portion of performance's score combining preseason data (when applied) to current season data

Numbers in BLACK are both the performance's actual NCAA rank AND "scored as" rank Numbers in RED indicate actual NCAA rank does not exist or is worse than "scored as" rank Numbers in BLUE indicate actual NCAA rank is better than "scored as" rank

USTFCCCA Non-Member

Non-Member Schools Will NOT be ranked, beginning Week 2



USTFCCCA NCAA Division I National Team Computer Rankings

as of 3/20/2018 12:30:33 PM

2018 Outdoor Track & Field, Preseason

Only those who score >0.01 pts are shown
D denotes multiple-event rule in affect

MEN

30



California

Pac-12 Conference

▲ 39

Event	Scrd As	Athlete	Yr	Scored Mark	Date	Pl. Pts.	Bonus	TOTAL
Scored bests come from PRE-SEASON DATA								
800m	16	Eugene HAMILTON III	RS SR	1:47.24	3/26/16	5	0.69	5.69
Steeple	33	Kai BENEDICT	JR	8:52.68	5/15/16	0.55	0.11	0.66
Steeple	36	Takeshi OKADA	JR	8:53.35	4/21/17	0.4	0.06	0.46
5000m	55	Garrett CORCORAN	JR	13:57.36	4/21/17	0.04	0.04	0.04
110H	6	Ashtyn DAVIS	SR	13.50	5/13/17	20	1.73	21.73
110H	13	Misana VILTZ	SR	13.75	4/29/17	8	0.63	8.63
400H	19	Connor MEECH	JR	51.01	4/28/17	3.5	0.38	3.88
TJ	14	Tuomas KAUOLAHTI	JR	16.12m 52-10½	6/17/17	7	0.76	7.76
SP	9	Peter SIMON	SR	19.74m 64-9½	5/13/17	14	1.17	15.17
SP	31	McKay JOHNSON	SO	18.71m 61-4½	3/4/17	0.65	0.00	0.65
DISC	39	Malik MCMORRIS	JR	55.77m 182-11	4/19/17	0.275	0.00	0.28
HT	36	Silviu BOCANCEA	JR	64.27m 210-10	4/13/17	0.4	0.00	0.40
Team Total								65.35

31



Eastern Kentucky

Ohio Valley Conference

Event	Scrd As	Athlete	Yr	Scored Mark	Date	Pl. Pts.	Bonus	TOTAL
Scored bests come from PRE-SEASON DATA								
Steeple	3	Jamaine COLEMAN	SR	8:34.19	5/27/17	26	2.55	28.55
Steeple	32	Jakob ABRAHAMSEN	SR	8:51.97	3/31/17	0.6	0.16	0.76
Steeple	35	Samuel ABASCAL	SO	8:53.19	4/21/17	0.45	0.07	0.52
5000m	28	Jakob ABRAHAMSEN	RS JR	13:52.29	4/22/16	0.8	0.24	1.04
HJ	1	Tequan CLAITT	JR	2.28m 7-5½	4/7/17	30	3.75	33.75
Team Total								64.61

32



Illinois

Big Ten Conference

▲ 1

Event	Scrd As	Athlete	Yr	Scored Mark	Date	Pl. Pts.	Bonus	TOTAL
Scored bests come from PRE-SEASON DATA								
100	25	Devin QUINN	JR	10.20	4/22/17	0.95	0.30	1.25
1500	30	Jesse REISER	JR	3:42.37	4/13/17	0.7	0.31	1.01
5000m	21	Jonathan DAVIS	SO	13:49.55	4/13/17	2.5	0.34	2.84
5000m	46	Jesse REISER	JR	13:54.66	4/26/17	0.1	0.14	0.24
110H	2	David KENDZIERA	SR	13.39		28	2.54	30.54
400H	4	David KENDZIERA	SR	49.00		24	2.68	26.68
HJ	23	Jonathan WELLS	SR	2.17m 7-1½	5/17/15	1.5	0.29	1.79
HT	49	Micheal HYC	SR	62.32m 204-5	5/27/17	0.025	0.00	0.03
Team Total								64.36

33



Ole Miss

Southeastern Conference

▼ 19

Event	Scrd As	Athlete	Yr	Scored Mark	Date	Pl. Pts.	Bonus	TOTAL
Scored bests come from PRE-SEASON DATA								
800m	12	Ryan MANAHAN	SR	1:46.96	4/21/17	9	0.89	9.89
800m	33	Sean TOBIN	RS SR	1:47.99	4/11/14	0.55	0.25	0.80
1500	12	Robert DOMANIC	RS SR	3:40.95	4/22/16	9	0.84	9.84
1500	21	Trevor GILLEY	RS SR	3:41.77	3/31/16	2.5	0.49	2.99
1500	25	Sean TOBIN	RS SR	3:42.07	4/19/14	0.95	0.39	1.34
1500	40	Ryan MANAHAN	SR	3:42.79	4/13/17	0.25	0.19	0.44
5000m	45	Robert DOMANIC	RS SR	13:54.64	5/1/16	0.125	0.14	0.27
SP	38	Brian WILLIAMS	SR	18.30m 60-½	3/30/17	0.3	0.00	0.30
DISC	1	Brian WILLIAMS	SR	65.13m 213-8	5/11/17	30	6.28	36.28
HT	39	Cullen PRENA	SR	63.54m 208-5	5/5/17	0.275	0.00	0.28
Team Total								62.43

"Scrd As", short for "Scored As", Standing used for place points portion of performance's score combining preseason data (when applied) to current season data

Numbers in BLACK are both the performance's actual NCAA rank AND "scored as" rank Numbers in RED indicate actual NCAA rank does not exist or is worse than "scored as" rank Numbers in BLUE indicate actual NCAA rank is better than "scored as" rank

USTFCCCA Non-Member

Non-Member Schools Will NOT be ranked, beginning Week 2



2018 Outdoor Track & Field, Preseason

Only those who score >0.01 pts are shown
D denotes multiple-event rule in affect

MEN

34



Ohio State

Big Ten Conference

▼ 1

Event	Scrd As	Athlete	Yr	Scored Mark	Date	Pl. Pts.	Bonus	TOTAL
-------	---------	---------	----	-------------	------	----------	-------	-------

Scored bests come from CURRENT season

▶ PV	19	Cole GORSKI	SR	5.40m	17-8½	3/16/18	3.5	0.45	3.95
▶ PV	49	Coty COBB	JR	5.15m	16-10½	3/16/18	0.025	0.00	0.03

Scored bests come from PRE-SEASON DATA

▶ 200m	11	Nick GRAY	JR	20.38		5/27/17	10	0.81	10.81
▶ 400	48	Drelan BRAMWELL	SR	46.48		3/17/17	0.05	0.00	0.05
▶ PV	44	Nick SCHRADER	RS SR	5.20m	17-¾	5/2/15	0.15	0.00	0.15
▶ LJ	11	Zack BAZILE	SR	7.97m	26-1½	5/12/17	10	1.09	11.09
▶ TJ	10	Zack BAZILE	SR	16.21mw	53-2½	5/12/17	12	1.03	13.03
▶ SP	6	Nicholas DEMALINE	SR	20.15m	66-1½	5/27/17	20	2.09	22.09
▶ HT	43	Aaron ZEDELLA	RS SR	63.07m	206-11	5/17/15	0.175	0.00	0.17

Team Total 61.37

35



Georgetown

BIG EAST Conference

▼ 23

Event	Scrd As	Athlete	Yr	Scored Mark	Date	Pl. Pts.	Bonus	TOTAL
-------	---------	---------	----	-------------	------	----------	-------	-------

Scored bests come from PRE-SEASON DATA

▶ 800m	3	Joseph WHITE	SR	1:45.73			26	2.14	28.14
▶ 1500	64	Amos BARTELSMEYER	SR	3:43.82	5/2/15		0.05		0.05
▶ Steeple	2	Scott CARPENTER	SR	8:32.92			28	2.83	30.83
▶ 10k	49	Jonathan GREEN	SR	29:26.18	4/27/17		0.025	0.05	0.07
▶ DISC	47	Bryan BJERK	SR	55.26m	181-3	3/17/17	0.075	0.00	0.08

Team Total 59.16

36



Colorado

Pac-12 Conference

▲ 23

Event	Scrd As	Athlete	Yr	Scored Mark	Date	Pl. Pts.	Bonus	TOTAL
-------	---------	---------	----	-------------	------	----------	-------	-------

Scored bests come from PRE-SEASON DATA

▶ 400	37	Duane MCCLURKIN JR	JR	46.30	4/21/17		0.35	0.09	0.44	
▶ 1500	6	Ben SAAREL	SR	3:40.24	4/21/17		20	1.15	21.15	
▶ 1500	19	Joe KLECKER	JR	3:41.69	4/28/17	D	3.5	0.53	2.53	
▶ 1500	32	Zach PERRIN	SR	3:42.42c	(3:47.85)	4/7/17		0.6	0.29	0.89
▶ 1500	47	Nick HARRIS	RS SR	3:43.07	4/22/16		0.075	0.15	0.23	
▶ 5000m	10	Joe KLECKER	JR	13:42.64	4/21/17		12	0.83	12.83	
▶ 5000m	13	John DRESSEL	JR	13:44.56	4/21/17		8	0.68	8.68	
▶ 5000m	16	Zach PERRIN	SR	13:46.09	4/21/17		5	0.56	5.56	
▶ 5000m	20	Ben SAAREL	SR	13:48.97	5/4/14	D	3	0.36	2.36	
▶ 10k	36	John DRESSEL	RS SO	29:20.97	5/14/16		0.4	0.14	0.54	
▶ 400H	37	Trenton STRINGARI	JR	51.53	5/5/17		0.35	0.09	0.44	
▶ DEC	21	Isaiah OLIVER	JR	7,394	5/6/17		2.5	0.34	2.84	
▶ DEC	45	Andrew GHIZZONE	SR	7,045	4/12/17		0.125	0.00	0.13	

Team Total 58.62

37



Florida State

Atlantic Coast Conference

▲ 14

Event	Scrd As	Athlete	Yr	Scored Mark	Date	Pl. Pts.	Bonus	TOTAL
-------	---------	---------	----	-------------	------	----------	-------	-------

Scored bests come from CURRENT season

▶ DISC	21	Austin DROOGSMA	SR	57.13m	187-5	3/16/18		2.5	0.23	2.73
--------	----	-----------------	----	--------	-------	---------	--	-----	------	------

Scored bests come from PRE-SEASON DATA

▶ 100	15	Andre EWERS	JR	10.13	5/4/17			6	0.53	6.53
▶ 100	50	Edward CLARKE	JR	10.27w	5/15/16			0.01	0.07	0.08
▶ 200m	21	Andre EWERS	JR	20.52	4/8/17			2.5	0.39	2.89
▶ 1500	61	Michael HALL	SR	3:43.70	4/21/17			0.06		0.06
▶ HJ	17	Corion KNIGHT	SR	2.18m	7-1½	5/24/17		4.5	0.45	4.95
▶ LJ	36	Keniel GRANT	SR	7.75m	25-5½	4/21/17		0.4	0.07	0.47
▶ TJ	6	Armani WALLACE	JR	16.32m	53-6½	5/12/17		20	1.43	21.43
▶ TJ	17	Montel NEVERS	JR	16.05mw	52-8			4.5	0.63	5.13
▶ TJ	35	Ashton BUTLER	JR	15.71m	51-6½	5/12/17		0.45	0.10	0.55
▶ SP	10	Austin DROOGSMA	SR	19.70m	64-7½	3/30/17		12	1.08	13.08
▶ DEC	37	Dante NEWBERG	JR	7,113	5/12/17			0.35	0.00	0.35

Team Total 58.25

"Scrd As", short for "Scored As", Standing used for place points portion of performance's score combining preseason data (when applied) to current season data

Numbers in BLACK are both the performance's actual NCAA rank AND "scored as" rank Numbers in RED indicate actual NCAA rank does not exist or is worse than "scored as" rank Numbers in BLUE indicate actual NCAA rank is better than "scored as" rank

USTFCCCA Non-Member

Non-Member Schools Will NOT be ranked, beginning Week 2



USTFCCCA NCAA Division I National Team Computer Rankings

as of 3/20/2018 12:30:34 PM

2018 Outdoor Track & Field, Preseason

Only those who score >0.01 pts are shown
D denotes multiple-event rule in affect

MEN

38



Wisconsin

Big Ten Conference

Event	Scrd As	Athlete	Yr	Scored Mark	Date	Pl. Pts.	Bonus	TOTAL
Scored bests come from PRE-SEASON DATA								
▶ 800m	49	Eric BROWN	JR	1:48.72	4/21/17	0.025	0.00	0.03
▶ 1500	51	Carl HIRSCH	SR	3:43.26	4/21/17		0.13	0.13
▶ 1500	55	Oliver HOARE	SO	3:43.48	4/21/17		0.10	0.10
▶ 5000m	2	Morgan MCDONALD	JR	13:19.05	2/15/18	28	3.29	31.29
▶ PV	23	Rashid COULIBALY	SO	5.35m	17-6½	1.5	0.23	1.73
▶ SP	14	Riley BUDDE	SR	19.42m	63-8%	7	0.66	7.66
▶ SP	45	Josh MCDONALD	SR	18.16m	59-7	0.125	0.00	0.13
▶ DISC	16	Josh MCDONALD	SR	57.89m	189-11	5	0.49	5.49
▶ DISC	36	Riley BUDDE	SR	56.08m	184-0	0.4	0.00	0.40
▶ HT	21	Riley BUDDE	SR	66.79m	219-1	2.5	0.29	2.79
▶ DEC	17	Sawyer SMITH	SR	7,450	4/21/17	4.5	0.48	4.98
▶ DEC	32	Trent NYTES	JR	7,224	5/15/16	0.6	0.00	0.60
Team Total								55.32

41



Iowa

Big Ten Conference

24

Event	Scrd As	Athlete	Yr	Scored Mark		Date	Pl. Pts.	Bonus	TOTAL
Scored bests come from CURRENT season									
▶ 200m	34	Antonio WOODARD	SO	20.61w	(2.4)	3/16/18	0.5	0.23	0.73
Scored bests come from PRE-SEASON DATA									
▶ 100	34	O'Shea WILSON	SR	10.22w		5/27/17	0.5	0.23	0.73
▶ 400	12	Mar'yea HARRIS	JR	45.45		5/27/17	9	0.91	9.91
▶ 400	35	DeJuan FRYE	JR	46.22		5/12/17	0.45	0.15	0.60
▶ 800m	18	Carter LILLY	SR	1:47.32		4/16/16	4	0.64	4.64
▶ Steeple	46	Nathan MYLENEK	SO	8:56.78		5/12/17	0.1	0.00	0.10
▶ 400H	18	Noah LARRISON	JR	50.94		5/15/16	4	0.45	4.45
▶ 400H	37	Chris DOUGLAS	JR	51.53		5/12/17	0.35	0.09	0.44
▶ LJ	36	O'Shea WILSON	SR	7.75mw	25-5%	5/27/17	0.4	0.07	0.47
▶ SP	27	Reno TUUFULI	JR	18.84m	61-9%	5/12/17	0.85	0.01	0.86
▶ DISC	5	Reno TUUFULI	JR	61.19m	200-9	5/12/17	22	2.34	24.34
▶ DEC	16	William DOUGHERTY	SR	7,471		4/12/17	5	0.54	5.54
Team Total									52.82

39



Utah State

Mountain West Conference

26

Event	Scrd As	Athlete	Yr	Scored Mark		Date	Pl. Pts.	Bonus	TOTAL
Scored bests come from CURRENT season									
▶ JAV	3	Sindri GUDMUNDSSON	SO	80.49m	264-1	3/16/18	26	3.37	29.37
Scored bests come from PRE-SEASON DATA									
▶ 400	45	Brady MARTIN	JR	46.43		5/13/17	0.125	0.00	0.13
▶ 800m	13	Clay LAMBOURNE	SR	1:47.09		5/27/17	8	0.80	8.80
▶ 1500	26	Dillon MAGGARD	SR	3:42.15		4/21/17	0.9	0.37	1.27
▶ 5000m	9	Dillon MAGGARD	SR	13:41.17		4/13/17	14	0.95	14.95
▶ 400H	32	Samuel WING	JR	51.35		5/13/17	0.6	0.18	0.78
Team Total									55.30

42



Oklahoma State

Big 12 Conference

9

Event	Scrd As	Athlete	Yr	Scored Mark	Date	Pl. Pts.	Bonus	TOTAL	
Scored bests come from PRE-SEASON DATA									
▶ 1500	63	Matthew FAYERS	RS SR	3:43.71	5/2/15		0.06	0.06	
▶ Steeple	40	Ryan SMEETON	SO	8:54.37	3/31/17	0.25	0.00	0.25	
▶ 5000m	11	Hassan ABDI	SR	13:43.27	4/21/17	10	0.78	10.78	
▶ 5000m	26	Cerake GEBERKIDANE	RS SO	13:51.79	4/1/16	0.9	0.25	1.15	
▶ 10k	13	Hassan ABDI	SR	28:54.86	3/31/17	8	0.84	8.84	
▶ 10k	18	Sylvester BARUS	SR	29:04.65	3/31/17	4	0.46	4.46	
▶ PV	22	Blake SCOTT	RS SO	5.36m	17-7	5/7/16	2	0.28	2.28
▶ LJ	6	Jacob FINCHAM-DUKES	JR	8.02mw	26-3%	4/15/17	20	1.51	21.51
Team Total								49.34	

40



Rutgers

Big Ten Conference

34

Event	Scrd As	Athlete	Yr	Scored Mark		Date	Pl. Pts.	Bonus	TOTAL
Scored bests come from PRE-SEASON DATA									
▶ 400	9	Izaiah BROWN	JR	45.27		5/15/16	14	1.24	15.24
▶ 400	20	Jermaine GRIFFITH	SR	45.76		4/23/16	3	0.51	3.51
▶ HT	1	Rudy WINKLER	RS SR	75.10m	246-4	5/8/16	30	4.80	34.80
▶ JAV	33	Matthew KREZMER	RS SR	69.08m	226-7	5/13/16	0.55	0.00	0.55
Team Total									54.10

"Scrd As", short for "Scored As", Standing used for place points portion of performance's score combining preseason data (when applied) to current season data

Numbers in BLACK are both the performance's actual NCAA rank AND "scored as" rank Numbers in RED indicate actual NCAA rank does not exist or is worse than "scored as" rank Numbers in BLUE indicate actual NCAA rank is better than "scored as" rank

USTFCCCA Non-Member

Non-Member Schools Will NOT be ranked, beginning Week 2



USTFCCCA NCAA Division I National Team Computer Rankings

as of 3/20/2018 12:30:34 PM

2018 Outdoor Track & Field, Preseason

Only those who score >0.01 pts are shown
D denotes multiple-event rule in affect

MEN

43



Middle Tennessee

Conference USA

Event	Scrd As	Athlete	Yr	Scored Mark	Date	Pl. Pts.	Bonus	TOTAL
-------	---------	---------	----	-------------	------	----------	-------	-------

Scored bests come from CURRENT season

▶ SP	45	Isaac ODUGBESAN	FR	18.16m	59-7	3/16/18	0.125	0.00	0.13
------	----	-----------------	----	--------	------	---------	-------	------	------

Scored bests come from PRE-SEASON DATA

▶ 1500	33	Geoffry CHERUIYOT	SR	3:42.52		4/21/17	0.55	0.26	0.81
▶ 1500	60	Kigen CEMADI	JR	3:43.69c	(3:47.15)	5/11/17		0.07	0.07
▶ Steeple	22	Geoffry CHERUIYOT	SR	8:48.73		4/13/17	2	0.38	2.38
▶ 5000m	8	Jacob CHOGE	SO	13:39.90		4/21/17	16	1.05	17.05
▶ 5000m	53	Kigen CEMADI	JR	13:56.54		4/13/17		0.07	0.07
▶ 10k	5	Jacob CHOGE	SO	28:42.31		4/13/17	22	1.33	23.33
▶ HJ	17	Jacob PATTEN	JR	2.18m	7-1½	4/2/16	4.5	0.45	4.95

Team Total 48.78

44



Arizona

Pac-12 Conference

▼ 3

Event	Scrd As	Athlete	Yr	Scored Mark	Date	Pl. Pts.	Bonus	TOTAL
-------	---------	---------	----	-------------	------	----------	-------	-------

Scored bests come from PRE-SEASON DATA

▶ 400	48	Zakee WASHINGTON	SO	46.48	4/28/17	0.05	0.00	0.05	
▶ 800m	11	Collins KIBET	RS SR	1:46.87	3/28/15	10	0.95	10.95	
▶ 1500	20	Carlos VILLARREAL	SO	3:41.75	5/5/17	3	0.50	3.50	
▶ 1500	65	Collins KIBET	RS SR	3:43.86	4/4/15		0.04	0.04	
▶ Steeple	7	Bailey ROTH	JR	8:37.38	6/8/16	18	1.85	19.85	
▶ 10k	35	Trent BRENDEL	SR	29:20.52	5/13/17	0.45	0.15	0.60	
▶ HJ	16	Justice SUMMERSET	SO	2.19m	7-2¼	4/8/17	5	0.71	5.71
▶ DISC	14	Viktor GARDENKRANS	JR	58.09m	190-7	4/8/17	7	0.56	7.56
▶ HT	44	Grayson FLEMING	JR	62.70m	205-8	5/27/17	0.15	0.00	0.15
▶ JAV	43	Erik MENSENDIEK	SR	68.10m	223-5	4/8/17	0.175	0.00	0.17

Team Total 48.60

45



Tennessee

Southeastern Conference

▼ 38

Event	Scrd As	Athlete	Yr	Scored Mark	Date	Pl. Pts.	Bonus	TOTAL
-------	---------	---------	----	-------------	------	----------	-------	-------

Scored bests come from PRE-SEASON DATA

▶ 200m	28	Mustaqeem WILLIAMS	JR	20.59w		5/11/17	0.8	0.27	1.07
▶ 400	6	Nathan STROTHER	SR	45.07		6/8/16	20	1.71	21.71
▶ 5000m	44	Zach LONG	JR	13:54.49		5/11/17	0.15	0.15	0.30
▶ HJ	34	Darryl SULLIVAN	SO	2.15m	7-½	5/11/17	0.5	0.02	0.52
▶ LJ	32	Ingar KIPLESUND	SO	7.76m	25-5½	6/18/16	0.6	0.11	0.71
▶ DISC	11	Matthew ZAJAC	SR	58.22m	191-0	5/11/17	10	0.61	10.61
▶ HT	10	Seth WHITENER	JR	68.59m	225-0	5/27/17	12	0.83	12.83

Team Total 47.74

46



North Dakota State

The Summit League

▲ 5

Event	Scrd As	Athlete	Yr	Scored Mark	Date	Pl. Pts.	Bonus	TOTAL
-------	---------	---------	----	-------------	------	----------	-------	-------

Scored bests come from CURRENT season

▶ SP	8	Payton OTTERDAHL	JR	19.79m	64-11½	3/16/18	16	1.28	17.28
▶ SP	49	Alex TALLEY	FR	18.07m	59-3½	3/16/18	0.025	0.00	0.03
▶ DISC	40	Payton OTTERDAHL	JR	55.70m	182-9	3/16/18	0.25	0.00	0.25

Scored bests come from PRE-SEASON DATA

▶ SP	37	Steffan STROH	SR	18.37m	60-3¼	5/11/17	0.35	0.00	0.35
▶ HT	23	Steffan STROH	SR	66.32m	217-7	5/5/17	1.5	0.18	1.68
▶ JAV	5	Matti MORTIMORE	SR	77.47m	254-2	3/31/17	22	2.13	24.13
▶ JAV	20	Tyler PARKER	SR	71.62m	234-11	3/21/15	3	0.30	3.30
▶ JAV	34	Austin SCHMIDT	JR	69.07m	226-7	5/30/15	0.5	0.00	0.50

Team Total 47.51

"Scrd As", short for "Scored As", Standing used for place points portion of performance's score combining preseason data (when applied) to current season data

Numbers in BLACK are both the performance's actual NCAA rank AND "scored as" rank Numbers in RED indicate actual NCAA rank does not exist or is worse than "scored as" rank Numbers in BLUE indicate actual NCAA rank is better than "scored as" rank

USTFCCCA Non-Member

Non-Member Schools Will NOT be ranked, beginning Week 2



USTFCCCA NCAA Division I National Team Computer Rankings

as of 3/20/2018 12:30:34 PM

2018 Outdoor Track & Field, Preseason

Only those who score >0.01 pts are shown
D denotes multiple-event rule in affect

MEN

47



Washington

Pac-12 Conference

Event	Scrd As	Athlete	Yr	Scored Mark	Date	Pl. Pts.	Bonus	TOTAL
-------	---------	---------	----	-------------	------	----------	-------	-------

Scored bests come from CURRENT season

▶ PV	30	Chase SMITH	JR	5.30m	17-4½	3/16/18	0.7	0.02	0.72
------	----	-------------	----	-------	-------	---------	-----	------	------

Scored bests come from PRE-SEASON DATA

▶ 1500	13	Colby GILBERT	RS JR	3:40.99	5/14/16	D	8	0.83	2.83
▶ 1500	61	Johnathan STEVENS	SR	3:43.70	3/26/16			0.06	0.06
▶ Steeple	13	Andrew GARDNER	RS JR	8:44.47	5/14/16	8	0.69	8.69	
▶ 5000m	5	Colby GILBERT	SR	13:35.20	5/15/16	22	1.42	23.42	
▶ 5000m	12	Fred HUXHAM	JR	13:44.39	5/15/16	9	0.69	9.69	
▶ 5000m	58	Johnathan STEVENS	RS JR	13:57.65	4/1/16			0.03	0.03
▶ PV	34	Lev MARCUS	SR	5.25m	17-2½	5/17/15	0.5	0.00	0.50
▶ PV	44	Blaise BLACK	JR	5.20m	17-¾	4/13/17	0.15	0.00	0.15
▶ PV	44	Zachary SHUGART	SO	5.20m	17-¾	4/14/17	0.15	0.00	0.15

Team Total 46.25

48



Akron

Mid-American Conference

31

Event	Scrd As	Athlete	Yr	Scored Mark	Date	Pl. Pts.	Bonus	TOTAL
-------	---------	---------	----	-------------	------	----------	-------	-------

Scored bests come from PRE-SEASON DATA

▶ HJ	23	Curtis RICHARDSON	JR	2.17m	7-1½	5/28/16	1.5	0.29	1.79
▶ HJ	23	Cody STINE	JR	2.17m	7-1½	4/22/17	1.5	0.29	1.79
▶ PV	2	Matthew LUDWIG	JR	5.70m	18-8½	5/5/17	28	2.86	30.86
▶ LJ	12	Terrell MCCLAIN	SR	7.95m	26-1	4/16/16	9	0.94	9.94
▶ LJ	24	Jordan LATIMER	JR	7.81m	25-7½	5/28/15	1	0.30	1.30
▶ JAV	46	Rodrigo IGLESIAS	JR	67.62m	221-10	3/29/17	0.1	0.00	0.10

Team Total 45.77

49



Wichita State

American Athletic Conference

16

Event	Scrd As	Athlete	Yr	Scored Mark	Date	Pl. Pts.	Bonus	TOTAL
-------	---------	---------	----	-------------	------	----------	-------	-------

Scored bests come from PRE-SEASON DATA

▶ 400H	10	Austin CORLEY	JR	50.59	5/12/17	12	0.82	12.82	
▶ LJ	41	Jared BELARDO	JR	7.73mw	25-4½	4/16/16	0.225	0.00	0.22
▶ LJ	43	Hunter VEITH	SR	7.71m	25-3½		0.175	0.00	0.17
▶ JAV	11	Damien ODLE	RS SR	73.36m	240-8	5/6/16	10	0.63	10.63
▶ JAV	29	Aaron TRUE	JR	69.88m	229-3	5/12/17	0.75	0.00	0.75
▶ DEC	7	Hunter VEITH	SR	7,866	6/8/17	18	1.92	19.92	
▶ DEC	38	Ben JOHNSON	JR	7,082	4/7/17	0.3	0.00	0.30	

Team Total 44.82

50



Memphis

American Athletic Conference

Event	Scrd As	Athlete	Yr	Scored Mark	Date	Pl. Pts.	Bonus	TOTAL
-------	---------	---------	----	-------------	------	----------	-------	-------

Scored bests come from CURRENT season

▶ SP	33	Luke VAUGHN	SR	18.51m	60-8½	3/16/18	0.55	0.00	0.55
------	----	-------------	----	--------	-------	---------	------	------	------

Scored bests come from PRE-SEASON DATA

▶ 100	17	Davon DEMOSS	JR	10.17w	4/28/17	4.5	0.39	4.89	
▶ 200m	44	Davon DEMOSS	JR	20.65w	5/12/17	0.15	0.16	0.31	
▶ HJ	5	Jordan WESNER	JR	2.23m	7-3½	4/28/17	22	1.79	23.79
▶ DISC	12	Luke VAUGHN	RS SR	58.13m	190-8	5/17/15	9	0.58	9.58
▶ JAV	18	Michael CRITICOS	SR	71.85m	235-8	5/15/16	4	0.35	4.35
▶ DEC	40	Lennard BIERE	SO	7,070	5/12/17	0.25	0.00	0.25	

Team Total 43.72

51



Maryland

Big Ten Conference

Event	Scrd As	Athlete	Yr	Scored Mark	Date	Pl. Pts.	Bonus	TOTAL
-------	---------	---------	----	-------------	------	----------	-------	-------

Scored bests come from CURRENT season

▶ HJ	6	Samuel SHOULTZ	JR	2.21m	7-3	3/17/18	20	1.23	21.23
------	---	----------------	----	-------	-----	---------	----	------	-------

Scored bests come from PRE-SEASON DATA

▶ DISC	6	Greg THOMPSON	JR	60.28m	197-9	5/5/17	20	1.61	21.61
--------	---	---------------	----	--------	-------	--------	----	------	-------

Team Total 42.84

"Scrd As", short for "Scored As", Standing used for place points portion of performance's score combining preseason data (when applied) to current season data

Numbers in BLACK are both the performance's actual NCAA rank AND "scored as" rank Numbers in RED indicate actual NCAA rank does not exist or is worse than "scored as" rank Numbers in BLUE indicate actual NCAA rank is better than "scored as" rank

USTFCCCA Non-Member

Non-Member Schools Will NOT be ranked, beginning Week 2



USTFCCCA NCAA Division I National Team Computer Rankings

as of 3/20/2018 12:30:34 PM

2018 Outdoor Track & Field, Preseason

Only those who score >0.01 pts are shown
D denotes multiple-event rule in affect

MEN

52



Tulane

American Athletic Conference

Event	Scrd As	Athlete	Yr	Scored Mark	Date	Pl. Pts.	Bonus	TOTAL
-------	---------	---------	----	-------------	------	----------	-------	-------

Scored bests come from PRE-SEASON DATA

400	8	Raymond KIBET	SO	45.21	5/27/17	16	1.38	17.38
Steeple	5	Emmanuel ROTICH	JR	8:36.40	5/27/17	22	2.06	24.06

Team Total 41.45

53



TCU

Big 12 Conference

Event	Scrd As	Athlete	Yr	Scored Mark	Date	Pl. Pts.	Bonus	TOTAL
-------	---------	---------	----	-------------	------	----------	-------	-------

Scored bests come from CURRENT season

DISC	18	Ryan CAMP	SO	57.73m	189-5	3/16/18	4	0.44	4.44
------	----	-----------	----	--------	-------	---------	---	------	------

Scored bests come from PRE-SEASON DATA

▶ 100	22	Jalen MILLER	SR	10.19w		5/12/17	2	0.33	2.33
▶ 100	25	Emeilo FERGUSON	SR	10.20w		5/12/17	0.95	0.30	1.25
▶ 100	38	Darrion FLOWERS	JR	10.23w		4/15/17	0.3	0.20	0.50
▶ 400	24	Derrick MOKALENG	SO	45.96		5/27/17	1	0.35	1.35
▶ 400	31	Emmanuel OGWO	SO	46.10		5/27/17	0.65	0.25	0.90
▶ LJ	36	Scotty NEWTON	SR	7.75m	25-5½	4/9/16	0.4	0.07	0.47
▶ TJ	4	Scotty NEWTON	SR	16.43mw	53-11	5/12/17	24	1.93	25.93
▶ SP	35	Isaiah ROGERS	SO	18.43m	60-5½	5/12/17	0.45	0.00	0.45
▶ DISC	33	Adam DAMADZIC	RS SR	56.44m	185-2	4/9/16	0.55	0.00	0.55
▶ HT	34	Fellan MCGUIGAN	JR	64.47m	211-6	4/15/17	0.5	0.00	0.50

Team Total 38.65

54



South Dakota

The Summit League

5

Event	Scrd As	Athlete	Yr	Scored Mark	Date	Pl. Pts.	Bonus	TOTAL
-------	---------	---------	----	-------------	------	----------	-------	-------

Scored bests come from CURRENT season

DISC	34	Ben HAMMER	JR	56.28m	184-7	3/16/18	0.5	0.00	0.50
------	----	------------	----	--------	-------	---------	-----	------	------

Scored bests come from PRE-SEASON DATA

▶ 100	47	Gawain WILLIAMS	SR	10.26w		5/14/16	0.075	0.10	0.18
▶ HJ	28	Zack ANDERSON	SO	2.16m	7-1	5/11/17	0.8	0.15	0.95
▶ PV	1	Chris NILSEN	SO	5.73m	18-9½	4/21/17	30	3.24	33.24
▶ PV	27	Ethan BRAY	SO	5.31m	17-5	5/11/17	0.85	0.06	0.91
▶ SP	33	Jacob BARENTS	SR	18.51m	60-8½	5/11/17	0.55	0.00	0.55
▶ DEC	23	Corey REID	JR	7,367		4/12/17	1.5	0.27	1.77

Team Total 38.10

55



Southern Miss

Conference USA

Event	Scrd As	Athlete	Yr	Scored Mark	Date	Pl. Pts.	Bonus	TOTAL
-------	---------	---------	----	-------------	------	----------	-------	-------

Scored bests come from CURRENT season

HJ	28	Caleb PARKER	SO	2.16m	7-1	3/16/18	0.8	0.15	0.95
----	----	--------------	----	-------	-----	---------	-----	------	------

Scored bests come from PRE-SEASON DATA

Records were set from the 1950s to 1970s									
▶ 100	10	McKinley WEST	JR	10.05		5/4/17	12	1.11	13.11
▶ 100	47	Cra'Vorkian CARSON	SR	10.26		5/14/17	0.075	0.10	0.18
▶ 100	53	Chedlin SAGESSE	JR	10.28		4/22/17		0.04	0.04
▶ 200m	17	McKinley WEST	JR	20.49w		4/8/17	4.5	0.44	4.94
▶ TJ	8	John WARREN	JR	16.27m	53-4½	5/27/16	16	1.21	17.21
▶ JAV	25	Thomas PETERS	JR	70.44m	231-1	3/26/16	0.95	0.08	1.03

Team Total 37.47

56



New Mexico

Mountain West Conference

33

Event	Scrd As	Athlete	Yr	Scored Mark	Date	Pl. Pts.	Bonus	TOTAL
-------	---------	---------	----	-------------	------	----------	-------	-------

Scored bests come from PRE-SEASON DATA

▶ 800m	21	Josh KERR	JR	1:47.51c	(1:48.05)	5/10/17	D	2.5	0.50	2.50
▶ 1500	1	Josh KERR	JR	3:35.99		4/13/17		30	3.03	33.03
▶ DEC	28	Daniel LAM	SR	7,277		5/10/17		0.8	0.03	0.83

Team Total 36.36

57



Michigan State

Big Ten Conference

24

Event	Scrd As	Athlete	Yr	Scored Mark	Date	Pl. Pts.	Bonus	TOTAL
-------	---------	---------	----	-------------	------	----------	-------	-------

Scored bests come from PRE-SEASON DATA

1500	29	Justine KIPROTICH	JR	3:42.36		4/21/17	0.75	0.31	1.06
Steeple	12	Max BENOIT	SR	8:44.46		5/29/15	9	0.69	9.69
10k	11	Clark RUIZ	SR	28:52.46		3/24/17	10	0.93	10.93
110H	29	Will AGODU	JR	13.92		5/27/17	0.75	0.23	0.98
PV	23	Noah GARY	SR	5.35m	17-6½	4/21/17	1.5	0.23	1.73
PV	27	Tim EHRHARDT	SR	5.31m	17-5	4/14/17	0.85	0.06	0.91
DEC	12	Tim EHRHARDT	SR	7,677		6/11/15	9	1.08	10.08

Team Total 35.38

"Scrd As", short for "Scored As", Standing used for place points portion of performance's score combining preseason data (when applied) to current season data

Numbers in BLACK are both the performance's actual NCAA rank AND "scored as" rank Numbers in RED indicate actual NCAA rank does not exist or is worse than "scored as" rank Numbers in BLUE indicate actual NCAA rank is better than "scored as" rank

USTFCCCA Non-Member

Non-Member Schools Will NOT be ranked, beginning Week 2



2018 Outdoor Track & Field, Preseason

Only those who score >0.01 pts are shown
D denotes multiple-event rule in affect

MEN

58



North Carolina

Atlantic Coast Conference

▼ 7

Event	Scrd As	Athlete	Yr	Scored Mark		Date	Pl. Pts.	Bonus	TOTAL
Scored bests come from PRE-SEASON DATA									
▶ 400H	2	Kenny SELMON	SR	48.60			28	3.34	31.34
▶ LJ	43	Joey SOUZA	JR	7.71m	25-3%	4/29/17	0.175	0.00	0.17
▶ TJ	31	Darryl SHAW	JR	15.76m	51-8%	5/12/17	0.65	0.18	0.83
▶ SP	21	Daniel MCARTHUR	SO	19.11m	62-8%	5/12/17	2.5	0.31	2.81
Team Total									35.16

59



Clemson

Atlantic Coast Conference

unch

Event	Scrd As	Athlete	Yr	Scored Mark		Date	Pl. Pts.	Bonus	TOTAL
Scored bests come from PRE-SEASON DATA									
▶ 400	15	Jeffrey GREEN	SR	45.65		5/12/17	6	0.60	6.60
▶ 400	39	Cordell LAMB	SR	46.35		5/12/17	0.275	0.06	0.33
▶ 800m	23	John LEWIS	JR	1:47.62		5/12/17	1.5	0.43	1.93
▶ 800m	29	Mpho MAKOFANE	SR	1:47.83		4/22/17	0.75	0.31	1.06
▶ 800m	34	Terrell JACKSON	SO	1:48.01		4/22/17	0.5	0.24	0.74
▶ Steeple	34	James QUATTLEBAUM	RS JR	8:53.02		5/13/16	0.5	0.09	0.59
▶ 400H	27	Deron GORDON	SR	51.24		5/26/16	0.85	0.24	1.09
▶ LJ	15	Chris MCBRIDE	JR	7.90m	25-11	4/22/17	6	0.64	6.64
▶ TJ	9	Jeremiah GREEN	RS SR	16.25m	53-3%	5/12/16	14	1.15	15.15
▶ TJ	42	Ishmael KAMARA	RS SR	15.61m	51-2%	5/16/15	0.2	0.00	0.20
Team Total									34.33

60



Long Beach State

Big West Conference

Event	Scrd As	Athlete	Yr	Scored Mark		Date	Pl. Pts.	Bonus	TOTAL
Scored bests come from PRE-SEASON DATA									
▶ HJ	8	Vincent CALHOUN	SR	2.20m	7-2½	4/28/17	16	0.97	16.97
▶ LJ	9	Kemonie BRIGGS	JR	7.99mw	26-2½	3/4/17	14	1.24	15.24
▶ DISC	28	Josh CARR	JR	56.70m	186-0	3/4/17	0.8	0.08	0.88
▶ DEC	30	Herman DAY	RS JR	7,249		3/24/16	0.7	0.00	0.70
Team Total									33.80

61



Indiana

Big Ten Conference

Event	Scrd As	Athlete	Yr	Scored Mark		Date	Pl. Pts.	Bonus	TOTAL
Scored bests come from PRE-SEASON DATA									
▶ 800m	9	Daniel KUHN	RS JR	1:46.69		3/26/16	14	1.12	15.12
▶ Steeple	20	Joseph MURPHY	JR	8:47.78		5/12/17	3	0.45	3.45
▶ 110H	27	William SESSION	SO	13.91			0.85	0.25	1.10
▶ LJ	32	Treyton HARRIS	JR	7.76m	25-5½	3/24/17	0.6	0.11	0.71
▶ TJ	29	Eric BETHEA	JR	15.77m	51-9	3/24/17	0.75	0.20	0.95
▶ SP	11	Willie MORRISON	JR	19.69m	64-7½	5/27/17	10	1.06	11.06
▶ SP	42	David SCHALL	JR	18.20m	59-8½	3/24/17	0.2	0.00	0.20
▶ HT	37	Andrew MILLER	SR	64.13m	210-5	3/28/15	0.35	0.00	0.35
Team Total									32.94

62



Youngstown State

Horizon League

Event	Scrd As	Athlete	Yr	Scored Mark	Date	Pl. Pts.	Bonus	TOTAL
Scored bests come from PRE-SEASON DATA								
110H	1	Chad ZALLOW	JR	13.37w	3/30/17	30	2.68	32.68
Team Total								32.68

63



Southeastern Louisiana

Southland Conference

▼ 30

Event	Scrd As	Athlete	Yr	Scored Mark		Date	Pl. Pts.	Bonus	TOTAL
Scored bests come from CURRENT season									
▶ PV	2	Devin KING	SR	5.70m	18-8½	3/2/18	28	2.86	30.86
▶ JAV	49	Adrian WILLIAMS	JR	67.21m	220-6	3/16/18	0.025	0.00	0.03
Team Total									30.88

64



Iona

Metro Atlantic Athletic Conference

▼ 23

Event	Scrd As	Athlete	Yr	Scored Mark	Date	Pl. Pts.	Bonus	TOTAL
Scored bests come from PRE-SEASON DATA								
1500	43	Liam DEE	RS JR	3:42.86	5/16/16	0.175	0.18	0.36
Steeple	9	Brandon ALLEN	RS SR	8:42.83	5/27/16	14	0.93	14.93
Steeple	17	Johannes MOTSCHMANN	SR	8:46.49	5/27/17	4.5	0.54	5.04
5000m	22	Chartt MILLER	SR	13:49.60	4/21/17	2	0.34	2.34
10k	14	Gilbert KIRUI	JR	28:54.90	3/31/17	7	0.84	7.84
Team Total								30.50

"Scrd As", short for "Scored As", Standing used for place points portion of performance's score combining preseason data (when applied) to current season data

Numbers in BLACK are both the performance's actual NCAA rank AND "scored as" rank Numbers in RED indicate actual NCAA rank does not exist or is worse than "scored as" rank Numbers in BLUE indicate actual NCAA rank is better than "scored as" rank

USTFCCCA Non-Member

Non-Member Schools Will NOT be ranked, beginning Week 2



2018 Outdoor Track & Field, Preseason

Only those who score >0.01 pts are shown
D denotes multiple-event rule in affect

MEN

65



Louisville

Atlantic Coast Conference

▼ 43

Event	Scrd As	Athlete	Yr	Scored Mark	Date	Pl. Pts.	Bonus	TOTAL
Scored bests come from CURRENT season								
DISC	25	John KOLB	SO	56.98m	186-11	3/16/18	0.95	0.18 1.13
Scored bests come from PRE-SEASON DATA								
400H	29	Martice MOORE	JR	51.26	4/14/17	0.75	0.23	0.98
HJ	8	Javen REEVES	SR	2.20m	7-2½	3/18/16	16	0.97 16.97
HJ	34	Jerin ALLEN	SR	2.15m	7-½	5/12/17	0.5	0.02 0.52
LJ	28	Oliver NEWPORT	SR	7.78m	25-6½	5/14/16	0.8	0.18 0.98
DEC	13	Joe DELGADO	SR	7,566	4/12/17	8	0.79	8.79
DEC	31	Eric FOX	SR	7,233	3/29/17	0.65	0.00	0.65
Team Total								30.02

66



Rice

Conference USA

▼ 7

Event	Scrd As	Athlete	Yr	Scored Mark	Date	Pl. Pts.	Bonus	TOTAL
Scored bests come from PRE-SEASON DATA								
HT	16	Austin RIDDLE	SR	67.69m	222-1	3/29/17	5	0.52 5.52
DEC	5	Scott FILIP	SR	7,915	3/29/17	22	2.22	24.22
DEC	41	Charlie CARD-CHILDERS	JR	7,061	3/14/17	0.225	0.00	0.22
Team Total								29.97

67



Portland

West Coast Conference

▲ 2

Event	Scrd As	Athlete	Yr	Scored Mark	Date	Pl. Pts.	Bonus	TOTAL
Scored bests come from CURRENT season								
Steeple	26	Simon GRANNETIA	JR	8:49.70	3/16/18	0.9	0.32	1.22
Scored bests come from PRE-SEASON DATA								
1500	10	Jeff THIES	SR	3:40.73		12	0.94	12.94
Steeple	10	Noah SCHUTTE	JR	8:42.85		12	0.92	12.92
10k	19	Noah SCHUTTE	JR	29:05.17	3/31/17	D	3.5	0.45 2.45
Team Total								29.52

68



Air Force

Mountain West Conference

Event	Scrd As	Athlete	Yr	Scored Mark	Date	Pl. Pts.	Bonus	TOTAL
Scored bests come from PRE-SEASON DATA								
200m	12	Jamie TRIMBLE	SR	20.40c (20.33)	5/10/17	9	0.74	9.74
400	21	Sedacy WALDEN	JR	45.81	5/27/17	2.5	0.47	2.97
5000m	47	Jacob BILVADO	JR	13:54.68	3/31/17	0.075	0.14	0.22
10k	26	Andrew JOHNSTON	SR	29:13.21	4/13/17	0.9	0.29	1.19
110H	10	Jamie TRIMBLE	SR	13.62	5/28/16	12	1.10	13.10
400H	40	Chip WHITE	SR	51.57	5/13/17	0.25	0.07	0.32
TJ	46	John REYNOLDS	SR	15.57m 51-1	3/17/17	0.1	0.00	0.10
Team Total								27.63

69



Southern Utah

Big Sky Conference

Event	Scrd As	Athlete	Yr	Scored Mark	Date	Pl. Pts.	Bonus	TOTAL
Scored bests come from PRE-SEASON DATA								
1500	39	Mike TATE	SR	3:42.72	5/2/15	0.275	0.21	0.48
5000m	4	Mike TATE	SR	13:34.28	5/5/17	24	1.50	25.50
5000m	25	Kasey KNEVELBAARD	JR	13:50.08	4/13/17	0.95	0.32	1.27
10k	51	Matthew WRIGHT	SR	29:27.91	4/13/17	0.01	0.00	0.01
Team Total								27.27

70



Gonzaga

West Coast Conference

▼ 1

Event	Scrd As	Athlete	Yr	Scored Mark	Date	Pl. Pts.	Bonus	TOTAL
Scored bests come from PRE-SEASON DATA								
Steeple	4	Troy FRALEY	SR	8:35.38		24	2.29	26.29
5000m	57	Troy FRALEY	SR	13:57.58	5/12/17	0.03	0.00	0.03
Team Total								26.32

"Scrd As", short for "Scored As", Standing used for place points portion of performance's score combining preseason data (when applied) to current season data

Numbers in BLACK are both the performance's actual NCAA rank AND "scored as" rank Numbers in RED indicate actual NCAA rank does not exist or is worse than "scored as" rank Numbers in BLUE indicate actual NCAA rank is better than "scored as" rank

USTFCCCA Non-Member

Non-Member Schools Will NOT be ranked, beginning Week 2



USTFCCCA NCAA Division I National Team Computer Rankings

2018 Outdoor Track & Field, Preseason

as of 3/20/2018 12:30:35 PM

Only those who score >0.01 pts are shown
D denotes multiple-event rule in affect

MEN

71



Minnesota

Big Ten Conference

▼30

Event	Scrd As	Athlete	Yr	Scored Mark	Date	Pl. Pts.	Bonus	TOTAL
Scored bests come from CURRENT season								
HT	41	Jon NERDAL	SO	63.36m	207-10	3/16/18	0.225	0.00 0.22
Scored bests come from PRE-SEASON DATA								
1500	41	Shane STREICH	JR	3:42.81	4/13/17	0.225	0.19	0.42
1500	54	Derek WIEBKE	SR	3:43.45	4/13/17		0.10	0.10
Steeple	15	Obsa ALI	JR	8:45.55	5/12/17	6	0.61	6.61
5000m	39	Obsa ALI	JR	13:53.80	4/21/17	0.275	0.18	0.45
HJ	8	Ryan LOCKARD	SR	2.20m	7-2½	4/23/16	16	0.97 16.97
PV	34	Glen HAROLD	SR	5.25m	17-2¾	5/27/17	0.5	0.00 0.50
Team Total								25.27

72



Western Kentucky

Conference USA

Event	Scrd As	Athlete	Yr	Scored Mark	Date	Pl. Pts.	Bonus	TOTAL
Scored bests come from PRE-SEASON DATA								
100	21	Julius MORRIS	SR	10.18c	(10.15)	5/11/17	2.5	0.36 2.86
200m	8	Julius MORRIS	SR	20.28	5/14/17	16	1.26	17.26
200m	47	Eli MINOR	SR	20.75	5/14/17	0.075	0.00	0.08
110H	38	Jonathan HAYDEN	SR	13.98	5/14/17	0.3	0.09	0.39
400H	20	Maor SEGED	JR	51.02	5/27/16	3	0.37	3.37
Team Total								23.96

73



Princeton

Ivy League

Event	Scrd As	Athlete	Yr	Scored Mark	Date	Pl. Pts.	Bonus	TOTAL
Scored bests come from PRE-SEASON DATA								
1500	22	Garrett O'TOOLE	SR	3:41.85	4/23/16	2	0.46	2.46
1500	27	William PAULSON	SR	3:42.23	4/21/17	0.85	0.35	1.20
1500	53	Noah KAUPPILA	SR	3:43.38	4/23/16		0.11	0.11
110H	24	Joseph DANIELS	SO	13.88w	5/6/17	1	0.32	1.32
PV	27	August KILES	SR	5.31m	17-5	5/6/17	0.85	0.06 0.91
TJ	35	Stefan AMOKWANDOH	JR	15.71m	51-6½	5/6/17	0.45	0.10 0.55
HT	8	Adam KELLY	JR	68.96m	226-3	5/6/17	16	1.01 17.01
Team Total								23.56

74



Notre Dame

Atlantic Coast Conference

Event	Scrd As	Athlete	Yr	Scored Mark	Date	Pl. Pts.	Bonus	TOTAL
Scored bests come from CURRENT season								
PV	6	Nate RICHARTZ	SR	5.60m	18-4¾	3/16/18	20	1.77 21.77
Scored bests come from PRE-SEASON DATA								
HJ	23	Matthew BIRZER	JR	2.17m	7-1½	5/15/16	1.5	0.29 1.79
Team Total								23.56

75



Furman

Southern Conference

▼1

Event	Scrd As	Athlete	Yr	Scored Mark	Date	Pl. Pts.	Bonus	TOTAL
Scored bests come from PRE-SEASON DATA								
1500	44	Ryan ADAMS	JR	3:42.90	3/24/17	0.15	0.18	0.33
Steeple	6	Troy REEDER	SR	8:36.51	6/8/16	20	2.04	22.04
10k	33	Tanner HINKLE	SR	29:15.99	3/31/17	0.55	0.24	0.79
10k	44	Josh BRICKELL	SR	29:24.62	3/24/17	0.15	0.08	0.23
Team Total								23.38

76



Cincinnati

American Athletic Conference

▼43

Event	Scrd As	Athlete	Yr	Scored Mark	Date	Pl. Pts.	Bonus	TOTAL
Scored bests come from PRE-SEASON DATA								
400	27	Jimmy BROOKS	RS SR	46.04	5/12/16	0.85	0.29	1.14
PV	8	Adrian VALLES	SR	5.55m	18-2¾	4/28/17	16	1.34 17.34
DEC	19	Alex BLOOM	SR	7,401	5/12/17	3.5	0.35	3.85
Team Total								22.33

77



Kent State

Mid-American Conference

▼51

Event	Scrd As	Athlete	Yr	Scored Mark	Date	Pl. Pts.	Bonus	TOTAL
Scored bests come from PRE-SEASON DATA								
PV	34	Christian CHAMPEN	SO	5.25m	17-2¾	4/14/17	0.5	0.00 0.50
TJ	16	Craig STEVENS JR	JR	16.06mw	52-8¾	5/11/17	5	0.64 5.64
DEC	9	TJ LAWSON	SO	7,725	6/8/17	14	1.21	15.21
Team Total								21.35

"Scrd As", short for "Scored As", Standing used for place points portion of performance's score combining preseason data (when applied) to current season data

Numbers in BLACK are both the performance's actual NCAA rank AND "scored as" rank Numbers in RED indicate actual NCAA rank does not exist or is worse than "scored as" rank Numbers in BLUE indicate actual NCAA rank is better than "scored as" rank

USTFCCCA Non-Member

Non-Member Schools Will NOT be ranked, beginning Week 2



2018 Outdoor Track & Field, Preseason

Only those who score >0.01 pts are shown
D denotes multiple-event rule in affect

MEN

78



La Salle

Atlantic 10 Conference

Event	Scrd As	Athlete	Yr	Scored Mark	Date	Pl. Pts.	Bonus	TOTAL
-------	---------	---------	----	-------------	------	----------	-------	-------

Scored bests come from PRE-SEASON DATA

800m	6	Chris SANDERS	RS SR	1:46.52	6/8/16	20	1.30	21.30
------	---	---------------	-------	---------	--------	----	------	-------

Team Total 21.30

79



Samford

Southern Conference

▼ 28

Event	Scrd As	Athlete	Yr	Scored Mark	Date	Pl. Pts.	Bonus	TOTAL
-------	---------	---------	----	-------------	------	----------	-------	-------

Scored bests come from PRE-SEASON DATA

10k	10	ArsOne GUILLOREL	SR	28:51.75	3/31/17	12	0.96	12.96
-----	----	------------------	----	----------	---------	----	------	-------

HJ	34	Keyth FIGHTMASTER	JR	2.15m	7-½	3/29/17	0.5	0.02	0.52
----	----	-------------------	----	-------	-----	---------	-----	------	------

PV	14	Tray OATES	SR	5.47m	17-11½	4/21/17	7	0.76	7.76
----	----	------------	----	-------	--------	---------	---	------	------

Team Total 21.24

80



Stephen F. Austin

Southland Conference

Event	Scrd As	Athlete	Yr	Scored Mark	Date	Pl. Pts.	Bonus	TOTAL
-------	---------	---------	----	-------------	------	----------	-------	-------

Scored bests come from PRE-SEASON DATA

100	22	Aaron PIPER	SR	10.19w	4/6/17	2	0.33	2.33
-----	----	-------------	----	--------	--------	---	------	------

400H	26	Kerry GLEASON	SR	51.20	4/16/16	0.9	0.26	1.16
------	----	---------------	----	-------	---------	-----	------	------

PV	9	Antonio RUIZ	JR	5.52m	18-1½	5/5/17	14	1.08	15.08
----	---	--------------	----	-------	-------	--------	----	------	-------

PV	26	Noah GILFILLAN	SR	5.33m	17-5½	4/6/17	0.9	0.15	1.05
----	----	----------------	----	-------	-------	--------	-----	------	------

LJ	27	Isaiah PITTMAN	JR	7.79m	25-6½	5/12/17	0.85	0.22	1.07
----	----	----------------	----	-------	-------	---------	------	------	------

Team Total 20.69

81



Washington State

Pac-12 Conference

Event	Scrd As	Athlete	Yr	Scored Mark	Date	Pl. Pts.	Bonus	TOTAL
-------	---------	---------	----	-------------	------	----------	-------	-------

Scored bests come from PRE-SEASON DATA

100	34	Ja'Maun CHARLES	JR	10.22w	5/27/17	0.5	0.23	0.73
-----	----	-----------------	----	--------	---------	-----	------	------

10k	32	John WHELAN	RS SR	29:15.94	4/1/16	0.6	0.24	0.84
-----	----	-------------	-------	----------	--------	-----	------	------

10k	40	Michael WILLIAMS	SR	29:22.87	5/13/17	0.25	0.11	0.36
-----	----	------------------	----	----------	---------	------	------	------

10k	41	Sam LEVORA	SR	29:22.90	5/13/17	0.225	0.11	0.33
-----	----	------------	----	----------	---------	-------	------	------

HT	9	Brock EAGER	JR	68.66m	225-3	4/29/17	14	0.86	14.86
----	---	-------------	----	--------	-------	---------	----	------	-------

JAV	22	Brad STEVENS	SR	71.07m	233-2	4/16/15	2	0.20	2.20
-----	----	--------------	----	--------	-------	---------	---	------	------

DEC	24	Dino DODIG	RS SR	7,339	5/7/16	1	0.19	1.19
-----	----	------------	-------	-------	--------	---	------	------

Team Total 20.52

"Scrd As", short for "Scored As", Standing used for place points portion of performance's score combining preseason data (when applied) to current season data

Numbers in BLACK are both the performance's actual NCAA rank AND "scored as" rank Numbers in RED indicate actual NCAA rank does not exist or is worse than "scored as" rank Numbers in BLUE indicate actual NCAA rank is better than "scored as" rank

USTFCCCA Non-Member

Non-Member Schools Will NOT be ranked, beginning Week 2

82



Wake Forest

Atlantic Coast Conference

▼ 31

Event	Scrd As	Athlete	Yr	Scored Mark	Date	Pl. Pts.	Bonus	TOTAL
-------	---------	---------	----	-------------	------	----------	-------	-------

Scored bests come from PRE-SEASON DATA

800m	8	Robert HEPPENSTALL	JR	1:46.68		16	1.13	17.13
------	---	--------------------	----	---------	--	----	------	-------

1500	24	Simon HOLDEN	RS SR	3:41.92	4/17/15	1	0.43	1.43
------	----	--------------	-------	---------	---------	---	------	------

1500	49	Robert HEPPENSTALL	JR	3:43.22	4/14/17	0.025	0.13	0.16
------	----	--------------------	----	---------	---------	-------	------	------

SP	30	John MAURINS	RS JR	18.73m	61-5½	5/16/15	0.7	0.00	0.70
----	----	--------------	-------	--------	-------	---------	-----	------	------

DISC	46	Max ADAMS	SR	55.41m	181-9	5/27/16	0.1	0.00	0.10
------	----	-----------	----	--------	-------	---------	-----	------	------

Team Total 19.52

83



Hampton

Mid-Eastern Athletic Conference

Event	Scrd As	Athlete	Yr	Scored Mark	Date	Pl. Pts.	Bonus	TOTAL
-------	---------	---------	----	-------------	------	----------	-------	-------

Scored bests come from PRE-SEASON DATA

110H	49	Charles GRAHAM	JR	14.02	5/4/17	0.025	0.00	0.03
------	----	----------------	----	-------	--------	-------	------	------

400H	7	Jaelyn WILLIAMS	SO	50.46		18	0.95	18.95
------	---	-----------------	----	-------	--	----	------	-------

Team Total 18.98

84



North Florida

Atlantic Sun Conference

Event	Scrd As	Athlete	Yr	Scored Mark	Date	Pl. Pts.	Bonus	TOTAL
-------	---------	---------	----	-------------	------	----------	-------	-------

Scored bests come from PRE-SEASON DATA

1500	35	Nick MORKEN	RS JR	3:42.56	3/31/16	0.45	0.25	0.70
------	----	-------------	-------	---------	---------	------	------	------

Steeple	45	Fynn TIMM	JR	8:55.98	4/2/16	0.125	0.00	0.13
---------	----	-----------	----	---------	--------	-------	------	------

HJ	8	Bobby HARRIS	SR	2.20m	7-2½	4/16/16	16	0.97	16.97
----	---	--------------	----	-------	------	---------	----	------	-------

Team Total 17.80



USTFCCCA NCAA Division I National Team Computer Rankings

as of 3/20/2018 12:30:36 PM

2018 Outdoor Track & Field, Preseason

Only those who score >0.01 pts are shown
D denotes multiple-event rule in affect

MEN

85



Connecticut

American Athletic Conference

Event	Scrd As	Athlete	Yr	Scored Mark	Date	Pl. Pts.	Bonus	TOTAL
Scored bests come from CURRENT season								
PV	49	Craig HUNTER	SR	5.15m	16-10%	3/16/18	0.025	0.00 0.03
Scored bests come from PRE-SEASON DATA								
110H	43	Stephon HENRY	SR	14.00	5/28/16	0.175	0.05	0.22
TJ	12	Malik SNEAD	JR	16.18m	53-1	4/15/17	9	0.94 9.94
JAV	16	Kevin FOSTER	SR	72.09m	236-6	3/17/17	5	0.39 5.39
JAV	27	Seth ZUIDEMA	SR	70.22m	230-4	5/12/17	0.85	0.04 0.89
Team Total								16.47

86



North Carolina A&T

Mid-Eastern Athletic Conference

72

Event	Scrd As	Athlete	Yr	Scored Mark	Date	Pl. Pts.	Bonus	TOTAL
Scored bests come from PRE-SEASON DATA								
100	53	Rodney ROWE	JR	10.28w	4/28/17		0.04	0.04
200m	28	Akeem SIRLEAF	JR	20.59	5/19/16	0.8	0.27	1.07
200m	34	Rodney ROWE	JR	20.61w	3/30/17	0.5	0.23	0.73
400	27	Dajuan HARDING	SR	46.04	5/27/17	0.85	0.29	1.14
110H	11	Michael DICKSON	JR	13.67	4/23/16	10	0.86	10.86
110H	29	TeQuille JACKSON	RS SR	13.92w	5/4/17	0.75	0.23	0.98
TJ	24	Lasheon STROZIER	JR	15.80mw	51-10	4/21/17	1	0.24 1.24
Team Total								16.06

87



Sam Houston State

Southland Conference

Event	Scrd As	Athlete	Yr	Scored Mark	Date	Pl. Pts.	Bonus	TOTAL
Scored bests come from PRE-SEASON DATA								
100	17	Chris JEFFERSON	JR	10.17w	5/27/17	4.5	0.39	4.89
200m	34	Chris JEFFERSON	JR	20.61	5/12/17	0.5	0.23	0.73
800m	19	Jeffrey MOORE	SR	1:47.40		3.5	0.58	4.08
PV	49	Ashton SUMMERS	JR	5.15m	16-10%	5/27/17	0.025	0.00 0.03
HT	17	Joshua HERNANDEZ	SO	67.62m	221-10	5/27/17	4.5	0.50 5.00
HT	42	Kalvin SINGLETARY	RS SR	63.16m	207-2	5/14/16	0.2	0.00 0.20
JAV	39	Anthony GARCIA	SR	68.35m	224-3	5/8/16	0.275	0.00 0.28
DEC	29	Tyler ADAMS	RS JR	7,259	5/6/16	0.75	0.00	0.75
Team Total								15.96

88



Miami (Fla.)

Atlantic Coast Conference

Event	Scrd As	Athlete	Yr	Scored Mark	Date	Pl. Pts.	Bonus	TOTAL
Scored bests come from CURRENT season								
HT	11	Kevin ARREAGA	FR	68.33m	224-2	3/16/18	10	0.70 10.70
Scored bests come from PRE-SEASON DATA								
400	45	Henri DELAUZE	SR	46.43	5/15/16	0.125	0.00	0.13
400H	48	McKinley BROWN	SO	51.76	3/30/17	0.05	0.00	0.05
SP	25	Gian RAGONESI	RS SR	18.89m	61-11%	5/13/16	0.95	0.07 1.02
DISC	21	Gian RAGONESI	RS SR	57.13m	187-5	4/8/16	2.5	0.23 2.73
DEC	25	Andreas CHRISTODOULOU	JR	7,334	5/15/16	0.95	0.18	1.13
Team Total								15.75

89



Southern Illinois

Missouri Valley Conference

Event	Scrd As	Athlete	Yr	Scored Mark	Date	Pl. Pts.	Bonus	TOTAL
Scored bests come from PRE-SEASON DATA								
400	17	Warren HAZEL	JR	45.70	5/27/17	4.5	0.55	5.05
SP	12	Jared KERN	SR	19.65m	64-5%	4/6/17	9	0.97 9.97
DISC	45	TJ BEELEN	RS SR	55.43m	181-10	4/25/15	0.125	0.00 0.13
Team Total								15.15

90



Monmouth

Metro Atlantic Athletic Conference

Event	Scrd As	Athlete	Yr	Scored Mark	Date	Pl. Pts.	Bonus	TOTAL
Scored bests come from PRE-SEASON DATA								
800m	14	Dylan CAPWELL	SR	1:47.20	5/30/15	7	0.72	7.72
1500	67	Christopher MARCO	SR	3:43.98	3/31/17		0.03	0.03
SP	15	Corey MURPHY	SR	19.22m	63-¾	4/21/17	6	0.43 6.43
HT	49	Timothy WILSON	SR	62.32m	204-5	3/19/16	0.025	0.00 0.03
Team Total								14.21

"Scrd As", short for "Scored As", Standing used for place points portion of performance's score combining preseason data (when applied) to current season data

Numbers in BLACK are both the performance's actual NCAA rank AND "scored as" rank Numbers in RED indicate actual NCAA rank does not exist or is worse than "scored as" rank Numbers in BLUE indicate actual NCAA rank is better than "scored as" rank

USTFCCCA Non-Member

Non-Member Schools Will NOT be ranked, beginning Week 2



USTFCCCA NCAA Division I National Team Computer Rankings

2018 Outdoor Track & Field, Preseason

as of 3/20/2018 12:30:36 PM

Only those who score >0.01 pts are shown
D denotes multiple-event rule in affect

MEN

91



Kansas State

Big 12 Conference

▼65

Event	Scrd As	Athlete	Yr	Scored Mark	Date	Pl. Pts.	Bonus	TOTAL
Scored bests come from PRE-SEASON DATA								
▶ 100	40	Terrell SMITH	SR	10.24w	5/12/17	0.25	0.17	0.42
▶ 200m	15	Terrell SMITH	SR	20.44w	5/12/17	6	0.60	6.60
▶ HJ	34	NaTron GIPSON	RS JR	2.15m 7-½	5/13/16	0.5	0.02	0.52
▶ HJ	34	Miles BEARDEN	SR	2.15m 7-½	5/6/17	0.5	0.02	0.52
▶ SP	17	Brett NEELLY	JR	19.16m 62-10½	6/11/16	4.5	0.37	4.87
▶ HT	26	Mitch DIXON	SR	65.95m 216-4	5/27/17	0.9	0.08	0.98
Team Total								13.91

92



UTSA

Conference USA

Event	Scrd As	Athlete	Yr	Scored Mark	Date	Pl. Pts.	Bonus	TOTAL
Scored bests come from CURRENT season								
▶ 110H	19	Patrick PRINCE	JR	13.79w (2.9)	3/16/18	3.5	0.53	4.03
Scored bests come from PRE-SEASON DATA								
▶ 400	18	Va-Sheku SHERIFF	JR	45.72	5/14/17	4	0.54	4.54
▶ HJ	28	Ty ANDERSON	SR	2.16m 7-1	5/11/17	0.8	0.15	0.95
▶ LJ	28	Adrian RILEY	SR	7.78mw 25-6½	5/27/17	0.8	0.18	0.98
▶ DEC	20	Adrian RILEY	SR	7.398	5/11/17	3	0.35	3.35
Team Total								13.86

93



South Alabama

Sun Belt Conference

▼19

Event	Scrd As	Athlete	Yr	Scored Mark	Date	Pl. Pts.	Bonus	TOTAL
Scored bests come from PRE-SEASON DATA								
▶ PV	10	Sean COLLINS	JR	5.51m 18-1	5/15/16	12	1.00	13.00
▶ PV	34	Niel GILLOMEE	SR	5.25m 17-2½	5/27/17	0.5	0.00	0.50
Team Total								13.50

94



NC State

Atlantic Coast Conference

Event	Scrd As	Athlete	Yr	Scored Mark	Date	Pl. Pts.	Bonus	TOTAL
Scored bests come from PRE-SEASON DATA								
▶ 100	12	Cravont CHARLESTON	SO	10.07w	5/12/17	9	0.92	9.92
▶ 10k	43	Elijah MOSKOWITZ	JR	29:24.45	3/24/17	0.175	0.08	0.25
▶ HT	22	Josh DAVIS	SR	66.68m 218-9	3/30/17	2	0.27	2.27
Team Total								12.44

95



Campbell

Big South Conference

▼36

Event	Scrd As	Athlete	Yr	Scored Mark	Date	Pl. Pts.	Bonus	TOTAL
Scored bests come from PRE-SEASON DATA								
▶ 5000m	19	Amon KEMBOI	SO	13:47.77	4/13/17	3.5	0.43	3.93
▶ 5000m	42	Lawrence KIPKOECH	RS JR	13:53.97	4/17/15	0.2	0.17	0.37
▶ 10k	15	Amon KEMBOI	SO	28:57.45	3/24/17	6	0.74	6.74
▶ 10k	24	Lawrence KIPKOECH	RS JR	29:11.00	3/25/16	1	0.33	1.33
Team Total								12.37

96



Charlotte

Conference USA

Event	Scrd As	Athlete	Yr	Scored Mark	Date	Pl. Pts.	Bonus	TOTAL
Scored bests come from CURRENT season								
▶ PV	34	Keon HOWE	JR	5.25m 17-2½	3/15/18	0.5	0.00	0.50
Scored bests come from PRE-SEASON DATA								
▶ 10k	27	Tom NOBLES	JR	29:13.35	3/24/17	0.85	0.29	1.14
▶ TJ	48	Markel DALTON	JR	15.51m 50-10½	3/30/17	0.05	0.00	0.05
▶ HT	12	Stevan VESELINOVIC	JR	68.22m 223-10	3/30/17	9	0.66	9.66
Team Total								11.35

"Scrd As", short for "Scored As", Standing used for place points portion of performance's score combining preseason data (when applied) to current season data

Numbers in BLACK are both the performance's actual NCAA rank AND "scored as" rank Numbers in RED indicate actual NCAA rank does not exist or is worse than "scored as" rank Numbers in BLUE indicate actual NCAA rank is better than "scored as" rank

USTFCCCA Non-Member

Non-Member Schools Will NOT be ranked, beginning Week 2



2018 Outdoor Track & Field, Preseason

Only those who score >0.01 pts are shown
D denotes multiple-event rule in affect

MEN

97



Purdue

Big Ten Conference

Event	Scrd As	Athlete	Yr	Scored Mark	Date	Pl. Pts.	Bonus	TOTAL
Scored bests come from CURRENT season								
100	22	Waseem WILLIAMS	SO	10.19w (3.8)	3/16/18	2	0.33	2.33
HJ	34	Rahman MINOR	FR	2.15m 7-½	3/16/18	0.5	0.02	0.52
Scored bests come from PRE-SEASON DATA								
110H	20	Justin VETETO	SR	13.85	5/27/17	3	0.39	3.39
HJ	17	Eric BLACKMAN	SR	2.18m 7-1¼	3/17/17	4.5	0.45	4.95
Team Total								11.19

98



Sacramento State

Big Sky Conference

Event	Scrd As	Athlete	Yr	Scored Mark	Date	Pl. Pts.	Bonus	TOTAL
Scored bests come from PRE-SEASON DATA								
LJ	47	Cory BARGER	SR	7.70mw 25-3¼	5/27/17	0.075	0.00	0.08
TJ	11	Darius ARMSTEAD	SR	16.19m 53-1½	4/21/17	10	0.97	10.97
DEC	49	Max JETTE	SR	6,960	5/10/17	0.025	0.00	0.03
Team Total								11.07

99



Texas Southern

Southwestern Athletic Conference

Event	Scrd As	Athlete	Yr	Scored Mark	Date	Pl. Pts.	Bonus	TOTAL
Scored bests come from PRE-SEASON DATA								
400H	11	Mykele Young SANDERS	JR	50.64	5/5/17	10	0.76	10.76
Team Total								10.76

100



Arizona State

Pac-12 Conference

▼ 26

Event	Scrd As	Athlete	Yr	Scored Mark	Date	Pl. Pts.	Bonus	TOTAL
Scored bests come from PRE-SEASON DATA								
1500	59	Bernie MONTOYA	RS JR	3:43.68	5/14/16		0.07	0.07
HJ	34	Joey BRYANT	JR	2.15m 7-½	4/6/17	0.5	0.02	0.52
PV	44	Nathan HIETT	RS SR	5.20m 17-¾	4/8/16	0.15	0.00	0.15
PV	49	Matthew ECKLES	JR	5.15m 16-10¼	5/27/17	0.025	0.00	0.03
JAV	12	Hudson KEFFER	RS SO	73.08m 239-9	4/30/16	9	0.58	9.58
Team Total								10.35

101



Northwestern State

Southland Conference

Event	Scrd As	Athlete	Yr	Scored Mark	Date	Pl. Pts.	Bonus	TOTAL
Scored bests come from CURRENT season								
SP	47	Cedric PAUL	SR	18.15m 59-6¼	3/16/18	0.075	0.00	0.08
Scored bests come from PRE-SEASON DATA								
100	17	Michael MCGRUDER	SR	10.17w	4/7/17	4.5	0.39	4.89
100	25	Amir JAMES	SR	10.20w	4/8/17	0.95	0.30	1.25
100	25	Micah LARKINS	JR	10.20w	3/29/17	0.95	0.30	1.25
100	44	Desmond MAPPS	SR	10.25w	5/27/17	0.15	0.14	0.29
200m	25	Amir JAMES	SR	20.56w	3/17/17	0.95	0.32	1.27
200m	28	Desmond MAPPS	SR	20.59w	5/27/17	0.8	0.27	1.07
110H	46	Tremayne FLAGLER	JR	14.01	5/20/17	0.1	0.02	0.12
TJ	48	Ceaser STEPHENS	JR	15.51m 50-10¼	3/25/17	0.05	0.00	0.05
Team Total								10.25

102



Oakland

Horizon League

Event	Scrd As	Athlete	Yr	Scored Mark	Date	Pl. Pts.	Bonus	TOTAL
Scored bests come from PRE-SEASON DATA								
Steeple	14	Andrew BOWMAN	RS SR	8:45.23	5/27/16	7	0.63	7.63
5000m	23	Bryce STROEDE	SR	13:49.90	4/21/17	1.5	0.33	1.83
Team Total								9.46

103



Northern Iowa

Missouri Valley Conference

Event	Scrd As	Athlete	Yr	Scored Mark	Date	Pl. Pts.	Bonus	TOTAL
Scored bests come from PRE-SEASON DATA								
400H	33	Jacob SMITH	SO	51.47	5/12/17	0.55	0.12	0.67
DISC	13	Issac HOLTZ	JR	58.12m 190-8	5/12/17	8	0.57	8.57
Team Total								9.24

104



Manhattan

Metro Atlantic Athletic Conference

Event	Scrd As	Athlete	Yr	Scored Mark	Date	Pl. Pts.	Bonus	TOTAL
Scored bests come from PRE-SEASON DATA								
HT	13	Love LITZELL	SR	68.01m 223-1	4/18/15	8	0.60	8.60
Team Total								8.60

"Scrd As", short for "Scored As", Standing used for place points portion of performance's score combining preseason data (when applied) to current season data

Numbers in BLACK are both the performance's actual NCAA rank AND "scored as" rank Numbers in RED indicate actual NCAA rank does not exist or is worse than "scored as" rank Numbers in BLUE indicate actual NCAA rank is better than "scored as" rank

USTFCCCA Non-Member

Non-Member Schools Will NOT be ranked, beginning Week 2



2018 Outdoor Track & Field, Preseason

Only those who score >0.01 pts are shown
D denotes multiple-event rule in affect

MEN

105

Rhode Island
Atlantic 10 Conference

Event	Scrd As	Athlete	Yr	Scored Mark	Date	Pl. Pts.	Bonus	TOTAL
Scored bests come from PRE-SEASON DATA								
PV	34	Ondrej HONKA	SR	5.25m	17-2½	5/26/16	0.5	0.00 0.50
JAV	14	Greg MCMANUS	SO	72.29m	237-2	4/1/17	7	0.43 7.43
JAV	47	Nick DANNER	RS SR	67.52m	221-6	5/4/14	0.075	0.00 0.08
Team Total								8.01

106

Northern Arizona
Big Sky Conference ▼37

Event	Scrd As	Athlete	Yr	Scored Mark	Date	Pl. Pts.	Bonus	TOTAL
Scored bests come from PRE-SEASON DATA								
1500	23	Geordie BEAMISH	SO	3:41.87	4/13/17	1.5	0.45	1.95
1500	56	Andy TROUARD	RS SR	3:43.61	5/28/16		0.08	0.08
5000m	36	Geordie BEAMISH	SO	13:53.59	3/31/17	0.4	0.18	0.58
5000m	54	Andy TROUARD	RS SR	13:56.95	4/5/14		0.06	0.06
10k	21	Tyler DAY	RS SO	29:06.85	4/1/16	2.5	0.41	2.91
10k	25	Cory GLINES	SR	29:11.99	4/2/16	0.95	0.31	1.26
Team Total								6.84

107

Coppin State
Mid-Eastern Athletic Conference

Event	Scrd As	Athlete	Yr	Scored Mark	Date	Pl. Pts.	Bonus	TOTAL
Scored bests come from PRE-SEASON DATA								
100	40	Joseph AMOAH	SO	10.24w	4/21/17	0.25	0.17	0.42
200m	16	Joseph AMOAH	SO	20.48w	3/24/17	5	0.46	5.46
Team Total								5.88

108

Liberty
Big South Conference

Event	Scrd As	Athlete	Yr	Scored Mark	Date	Pl. Pts.	Bonus	TOTAL
Scored bests come from PRE-SEASON DATA								
10k	20	Azaria KIRWA	JR	29:05.57	3/24/17	3	0.44	3.44
110H	32	Jovaine ATKINSON	SO	13.93	5/27/17	0.6	0.21	0.81
TJ	41	Darrel JONES	SR	15.62mw	51-3	4/21/17	0.225	0.00 0.22
JAV	24	Denzel PRATT	JR	70.72m	232-0	5/10/17	1	0.13 1.13
Team Total								5.60

109

Alabama State
Southwestern Athletic Conference

Event	Scrd As	Athlete	Yr	Scored Mark	Date	Pl. Pts.	Bonus	TOTAL
Scored bests come from PRE-SEASON DATA								
200m	17	Josh DAVIS	JR	20.49	5/27/17	4.5	0.44	4.94
200m	44	Devin O'NEAL	SR	20.65	5/27/17	0.15	0.16	0.31
Team Total								5.25

110

Indiana State
Missouri Valley Conference

Event	Scrd As	Athlete	Yr	Scored Mark	Date	Pl. Pts.	Bonus	TOTAL
Scored bests come from PRE-SEASON DATA								
110H	18	Daley CARTER	SR	13.78w	5/12/17	4	0.56	4.56
Team Total								4.56

111

Navy
Patriot League ▼52

Event	Scrd As	Athlete	Yr	Scored Mark	Date	Pl. Pts.	Bonus	TOTAL
Scored bests come from CURRENT season								
JAV	35	Sean RICHARDS	SR	68.92m	226-1	3/10/18	0.45	0.00 0.45
Scored bests come from PRE-SEASON DATA								
HJ	34	Tyler RUSSELL	SR	2.15m	7-½	4/16/16	0.5	0.02 0.52
DISC	20	John CAMPBELL	SR	57.18m	187-7	4/1/17	3	0.25 3.25
Team Total								4.22

112

Iowa State
Big 12 Conference ▼47

Event	Scrd As	Athlete	Yr	Scored Mark	Date	Pl. Pts.	Bonus	TOTAL
Scored bests come from PRE-SEASON DATA								
800m	24	Jaymes DENNISON	SR	1:47.63	4/6/17	1	0.42	1.42
800m	26	Roshon ROOMES	SO	1:47.69	4/6/17	0.9	0.38	1.28
1500	58	Dan CURTS	JR	3:43.67	4/21/17		0.07	0.07
5000m	49	Nathan RODRIGUEZ	RS SO	13:55.11	4/1/16	0.025	0.13	0.15
5000m	50	Andrew JORDAN	SO	13:55.12	4/21/17	0.01	0.13	0.14
HJ	34	Jalen FORD	SR	2.15m	7-½	5/27/17	0.5	0.02 0.52
Team Total								3.58

"Scrd As", short for "Scored As", Standing used for place points portion of performance's score combining preseason data (when applied) to current season data

Numbers in BLACK are both the performance's actual NCAA rank AND "scored as" rank Numbers in RED indicate actual NCAA rank does not exist or is worse than "scored as" rank Numbers in BLUE indicate actual NCAA rank is better than "scored as" rank

USTFCCCA Non-Member

Non-Member Schools Will NOT be ranked, beginning Week 2



USTFCCCA NCAA Division I National Team Computer Rankings

as of 3/20/2018 12:30:37 PM

2018 Outdoor Track & Field, Preseason

Only those who score >0.01 pts are shown
D denotes multiple-event rule in affect

MEN

113 UC Irvine Big West Conference

Event	Scrd As	Athlete	Yr	Scored Mark	Date	Pl. Pts.	Bonus	TOTAL
Scored bests come from PRE-SEASON DATA								
800m	20	Isaiah JEWETT	JR	1:47.43		3	0.56	3.56
Team Total								3.56

114 Tulsa American Athletic Conference

Event	Scrd As	Athlete	Yr	Scored Mark	Date	Pl. Pts.	Bonus	TOTAL
Scored bests come from PRE-SEASON DATA								
1500	31	Marc SCOTT	RS SR	3:42.39	4/14/16	0.65	0.30	0.95
Steeple	25	Benjamin PREISNER	JR	8:49.44	3/31/17	0.95	0.33	1.28
Steeple	28	Austin DEL ROSSO	JR	8:49.71	3/31/17	0.8	0.32	1.12
Team Total								3.35

115 UT Arlington Sun Belt Conference

Event	Scrd As	Athlete	Yr	Scored Mark	Date	Pl. Pts.	Bonus	TOTAL
Scored bests come from PRE-SEASON DATA								
800m	43	Erik MARTINSSON	JR	1:48.53	5/3/17	0.175	0.06	0.24
110H	21	Emeka NWANGWU	SR	13.86w	5/27/17	2.5	0.37	2.87
DEC	42	Christian SCHIEMANN	SR	7,058	4/15/15	0.2	0.00	0.20
Team Total								3.31

116 Texas State Sun Belt Conference

Event	Scrd As	Athlete	Yr	Scored Mark	Date	Pl. Pts.	Bonus	TOTAL
Scored bests come from PRE-SEASON DATA								
400	40	Lincoln WARREN	JR	46.36	5/12/17	0.25	0.05	0.30
TJ	24	Alvin CHIKAEZE	SR	15.80m	4/30/16	1	0.24	1.24
SP	23	T'Mond JOHNSON	JR	19.03m	5/12/17	1.5	0.22	1.72
Team Total								3.26

117 Boise State Mountain West Conference

Event	Scrd As	Athlete	Yr	Scored Mark	Date	Pl. Pts.	Bonus	TOTAL
Scored bests come from PRE-SEASON DATA								
200m	26	Dusty FISHER	SR	20.57	5/13/17	0.9	0.30	1.20
400	43	Dusty FISHER	SR	46.41	5/13/17	0.175	0.01	0.19
Steeple	23	Yusuke UCHIKOSHI	SR	8:48.88	4/13/17	1.5	0.37	1.87
Team Total								3.26

118 Penn Ivy League

Event	Scrd As	Athlete	Yr	Scored Mark	Date	Pl. Pts.	Bonus	TOTAL
Scored bests come from PRE-SEASON DATA								
10k	48	Kevin MONOGUE	JR	29:25.96	3/31/17	0.05	0.05	0.10
HJ	34	Michael MONROE	SR	2.15m	7-½	0.5	0.02	0.52
PV	23	Sean CLARKE	SO	5.35m	17-6½	1.5	0.23	1.73
HT	48	Sean RYAN	SR	62.41m	204-9	0.05	0.00	0.05
Team Total								2.41

119 Duke Atlantic Coast Conference

Event	Scrd As	Athlete	Yr	Scored Mark		Date	Pl. Pts.	Bonus	TOTAL
Scored bests come from PRE-SEASON DATA									
► TJ	22	Jeremy MCDUFFIE	SO	15.84mw	51-11½	4/27/17	2	0.31	2.31
Team Total									2.31

120 Weber State Big Sky Conference

Event	Scrd As	Athlete	Yr	Scored Mark	Date	Pl. Pts.	Bonus	TOTAL
Scored bests come from PRE-SEASON DATA								
Steeple	26	Jordan CROSS	SR	8:49.70	3/31/17	0.9	0.32	1.22
Steeple	30	Luca SINN	SO	8:51.40	3/31/17	0.7	0.20	0.90
Team Total								2.11

"Scrd As", short for "Scored As", Standing used for place points portion of performance's score combining preseason data (when applied) to current season data

Numbers in BLACK are both the performance's actual NCAA rank AND "scored as" rank Numbers in RED indicate actual NCAA rank does not exist or is worse than "scored as" rank Numbers in BLUE indicate actual NCAA rank is better than "scored as" rank

USTFCCCA Non-Member

Non-Member Schools Will NOT be ranked, beginning Week 2



USTFCCCA NCAA Division I National Team Computer Rankings

2018 Outdoor Track & Field, Preseason

as of 3/20/2018 12:30:37 PM

Only those who score >0.01 pts are shown
D denotes multiple-event rule in affect

MEN

121



Oral Roberts

The Summit League

Event	Scrd As	Athlete	Yr	Scored Mark	Date	Pl. Pts.	Bonus	TOTAL
-------	---------	---------	----	-------------	------	----------	-------	-------

Scored bests come from PRE-SEASON DATA

▶ 110H	34	Israel NELSON	RS JR	13.96	5/28/16	0.5	0.14	0.64
▶ TJ	24	Jaden PURNELL	JR	15.80mw	5/27/17	1	0.24	1.24

Team Total 1.88

122



Eastern Michigan

Mid-American Conference

Event	Scrd As	Athlete	Yr	Scored Mark	Date	Pl. Pts.	Bonus	TOTAL
-------	---------	---------	----	-------------	------	----------	-------	-------

Scored bests come from PRE-SEASON DATA

▶ 400	26	Tyler BROWN	RS SR	46.02	4/19/14	0.9	0.31	1.21
▶ Steeple	41	Hlynur ANDRESSON	SR	8:54.75	5/27/17	0.225	0.00	0.22
▶ Steeple	47	Csaba MATKO	RS JR	8:57.01	5/12/16	0.075	0.00	0.08
▶ JAV	37	Derek ZIEGENFUSS	JR	68.89m	5/11/17	0.35	0.00	0.35

Team Total 1.86

123



ULM

Sun Belt Conference

Event	Scrd As	Athlete	Yr	Scored Mark	Date	Pl. Pts.	Bonus	TOTAL
-------	---------	---------	----	-------------	------	----------	-------	-------

Scored bests come from PRE-SEASON DATA

▶ LJ	23	Jemal PARHARM	SR	7.82m	5/15/16	1.5	0.34	1.84
------	----	---------------	----	-------	---------	-----	------	------

Team Total 1.84

124



Marquette

BIG EAST Conference

Event	Scrd As	Athlete	Yr	Scored Mark	Date	Pl. Pts.	Bonus	TOTAL
-------	---------	---------	----	-------------	------	----------	-------	-------

Scored bests come from PRE-SEASON DATA

▶ HJ	23	Daniel ARMSTRONG	SO	2.17m	7-1½	3/17/17	1.5	0.29	1.79
------	----	------------------	----	-------	------	---------	-----	------	------

Team Total 1.79

125



Illinois State

Missouri Valley Conference

Event	Scrd As	Athlete	Yr	Scored Mark	Date	Pl. Pts.	Bonus	TOTAL
-------	---------	---------	----	-------------	------	----------	-------	-------

Scored bests come from PRE-SEASON DATA

▶ 100	47	Derrius RODGERS	SO	10.26w	5/12/17	0.075	0.10	0.18
▶ 200m	40	Anderson DEVONISH	RS SR	20.64w	5/17/15	0.25	0.18	0.43
▶ 110H	27	Jaylan MCCONICO	SO	13.91w	5/12/17	0.85	0.25	1.10

Team Total 1.71

126



Louisiana

Sun Belt Conference

Event	Scrd As	Athlete	Yr	Scored Mark	Date	Pl. Pts.	Bonus	TOTAL
-------	---------	---------	----	-------------	------	----------	-------	-------

Scored bests come from CURRENT season

▶ JAV	23	Bartul BASIC	SR	70.94m	232-9	3/16/18	1.5	0.18	1.68
-------	----	--------------	----	--------	-------	---------	-----	------	------

Team Total 1.68

127



Kennesaw State

Atlantic Sun Conference

Event	Scrd As	Athlete	Yr	Scored Mark	Date	Pl. Pts.	Bonus	TOTAL
-------	---------	---------	----	-------------	------	----------	-------	-------

Scored bests come from PRE-SEASON DATA

▶ 110H	37	Dayo AKINDELE	JR	13.97		5/27/17	0.35	0.11	0.46
▶ LJ	25	Dayo AKINDELE	JR	7.80mw	25-7½	5/12/17	0.95	0.26	1.21

Team Total 1.67

128



Georgia Tech

Atlantic Coast Conference

Event	Scrd As	Athlete	Yr	Scored Mark	Date	Pl. Pts.	Bonus	TOTAL
-------	---------	---------	----	-------------	------	----------	-------	-------

Scored bests come from PRE-SEASON DATA

▶ 800m	27	Avery BARTLETT	JR	1:47.74	5/27/17	0.85	0.34	1.19
▶ 800m	38	Andres LITTIG	SR	1:48.20	5/15/16	0.3	0.18	0.48

Team Total 1.67

"Scrd As", short for "Scored As", Standing used for place points portion of performance's score combining preseason data (when applied) to current season data

Numbers in BLACK are both the performance's actual NCAA rank AND "scored as" rank Numbers in RED indicate actual NCAA rank does not exist or is worse than "scored as" rank Numbers in BLUE indicate actual NCAA rank is better than "scored as" rank

USTFCCCA Non-Member

Non-Member Schools Will NOT be ranked, beginning Week 2



USTFCCCA NCAA Division I National Team Computer Rankings

2018 Outdoor Track & Field, Preseason

as of 3/20/2018 12:30:37 PM

Only those who score >0.01 pts are shown
D denotes multiple-event rule in affect

MEN

129



Cornell
Ivy League

103

Event	Scrd As	Athlete	Yr	Scored Mark	Date	Pl. Pts.	Bonus	TOTAL	
Scored bests come from PRE-SEASON DATA									
▶ 10k	31	David TAYLOR	RS SR	29:14.07	4/16/16	0.65	0.28	0.93	
▶ DISC	38	Kevin BENSON	RS SO	55.84m	183-2	5/7/16	0.3	0.00	0.30
▶ DEC	36	Austin JAMERSON	RS SR	7,161	5/7/16	0.4	0.00	0.40	
Team Total								1.63	

130



Appalachian State
Sun Belt Conference

Event	Scrd As	Athlete	Yr	Scored Mark	Date	Pl. Pts.	Bonus	TOTAL
Scored bests come from PRE-SEASON DATA								
800m	35	Ryan HASTINGS	SR	1:48.02	4/21/17	0.45	0.24	0.69
400H	30	Elliott GRAVES	SO	51.29	5/12/17	0.7	0.21	0.91
Team Total								1.60

131



Brown
Ivy League

Event	Scrd As	Athlete	Yr	Scored Mark		Date	Pl. Pts.	Bonus	TOTAL
Scored bests come from PRE-SEASON DATA									
▶ TJ	28	Jason KATZ	JR	15.79mw	51-9"	4/8/17	0.8	0.23	1.03
▶ HT	33	Owen RUSSELL	JR	64.60m	211-11	5/8/16	0.55	0.00	0.55
Team Total									1.58


132



Central Michigan
Mid-American Conference

Event	Scrd As	Athlete	Yr	Scored Mark		Date	Pl. Pts.	Bonus	TOTAL
Scored bests come from PRE-SEASON DATA									
▶ 400H	31	Ziemowit DUTKIEWICZ	RS SR	51.34		5/12/16	0.65	0.19	0.84
▶ HT	30	Logan TARGGART	SO	65.15m	213-9	4/21/17	0.7	0.00	0.70
Team Total									1.54

133



Wyoming
Mountain West Conference

92

Event	Scrd As	Athlete	Yr	Scored Mark	Date	Pl. Pts.	Bonus	TOTAL
Scored bests come from PRE-SEASON DATA								
▶ 800m	32	Ricky FAURE	SR	1:47.93c (1:48.47)	5/10/17	0.6	0.27	0.87
▶ 400H	34	Jordan CHARLES	RS SR	51.49	4/23/16	0.5	0.11	0.61
Team Total								1.48

134



Harvard
Ivy League

Event	Scrd As	Athlete	Yr	Scored Mark	Date	Pl. Pts.	Bonus	TOTAL
Scored bests come from PRE-SEASON DATA								
800m	28	Myles MARSHALL	JR	1:47.79	4/21/17	0.8	0.32	1.12
Steeple	44	Will BATTERSHILL	SO	8:55.84	5/12/17	0.15	0.00	0.15
Team Total								1.27

135



Missouri
Southeastern Conference

84

Event	Scrd As	Athlete	Yr	Scored Mark		Date	Pl. Pts.	Bonus	TOTAL
Scored bests come from CURRENT season									
▶ HT	44	Patrick KUNZA	SO	62.70m	205-8	3/17/18	0.15	0.00	0.15
Scored bests come from PRE-SEASON DATA									
▶ 400H	27	Jerrad MASON	SR	51.24		4/14/17	0.85	0.24	1.09
Team Total								1.24	

136



Alabama A&M
Southwestern Athletic Conference

Event	Scrd As	Athlete	Yr	Scored Mark	Date	Pl. Pts.	Bonus	TOTAL
Scored bests come from PRE-SEASON DATA								
200m	27	DeTorrian GREEN	SR	20.58	5/27/17	0.85	0.28	1.13
Team Total								1.13

"Scrd As", short for "Scored As", Standing used for place points portion of performance's score combining preseason data (when applied) to current season data

Numbers in BLACK are both the performance's actual NCAA rank AND "scored as" rank Numbers in RED indicate actual NCAA rank does not exist or is worse than "scored as" rank Numbers in BLUE indicate actual NCAA rank is better than "scored as" rank

USTFCCCA Non-Member

Non-Member Schools Will NOT be ranked, beginning Week 2



USTFCCCA NCAA Division I National Team Computer Rankings

as of 3/20/2018 12:30:37 PM

2018 Outdoor Track & Field, Preseason

Only those who score >0.01 pts are shown
D denotes multiple-event rule in affect

MEN

137



Boston University

Patriot League

Event	Scrd As	Athlete	Yr	Scored Mark	Date	Pl. Pts.	Bonus	TOTAL
-------	---------	---------	----	-------------	------	----------	-------	-------

Scored bests come from PRE-SEASON DATA

▶ 1500	28	Alexander SEAL	JR	3:42.35	4/23/16	0.8	0.31	1.11
--------	----	----------------	----	---------	---------	-----	------	------

Team Total 1.11

138



Montana

Big Sky Conference

Event	Scrd As	Athlete	Yr	Scored Mark	Date	Pl. Pts.	Bonus	TOTAL
-------	---------	---------	----	-------------	------	----------	-------	-------

Scored bests come from PRE-SEASON DATA

▶ HJ	28	Matt QUIST	SR	2.16m	7-1	4/2/16	0.8	0.15	0.95
------	----	------------	----	-------	-----	--------	-----	------	------

▶ JAV	44	Jensen LILLQUIST	RS JR	67.99m	223-0	5/11/16	0.15	0.00	0.15
-------	----	------------------	-------	--------	-------	---------	------	------	------

Team Total 1.10

139



UC Santa Barbara

Big West Conference

Event	Scrd As	Athlete	Yr	Scored Mark	Date	Pl. Pts.	Bonus	TOTAL
-------	---------	---------	----	-------------	------	----------	-------	-------

Scored bests come from PRE-SEASON DATA

▶ 400H	39	Myles MCDONALD	RS SR	51.55		3/24/16	0.275	0.08	0.35
--------	----	----------------	-------	-------	--	---------	-------	------	------

▶ PV	49	Parker CURRY	RS JR	5.15m	16-10%	5/7/16	0.025	0.00	0.03
------	----	--------------	-------	-------	--------	--------	-------	------	------

▶ DISC	43	Kordell HAMPTON	JR	55.50m	182-1	3/24/17	0.175	0.00	0.17
--------	----	-----------------	----	--------	-------	---------	-------	------	------

▶ DEC	33	Tyler NELSON	RS JR	7,220		5/6/16	0.55	0.00	0.55
-------	----	--------------	-------	-------	--	--------	------	------	------

Team Total 1.10

140



Cal State Northridge

Big West Conference

Event	Scrd As	Athlete	Yr	Scored Mark	Date	Pl. Pts.	Bonus	TOTAL
-------	---------	---------	----	-------------	------	----------	-------	-------

Scored bests come from PRE-SEASON DATA

▶ SP	47	Dawaun LUCAS	SR	18.15m	59-6%	3/18/17	0.075	0.00	0.08
------	----	--------------	----	--------	-------	---------	-------	------	------

▶ DISC	27	Daniel SWARBRICK	SR	56.85m	186-6	5/14/16	0.85	0.13	0.98
--------	----	------------------	----	--------	-------	---------	------	------	------

Team Total 1.06

141



Montana State

Big Sky Conference

Event	Scrd As	Athlete	Yr	Scored Mark	Date	Pl. Pts.	Bonus	TOTAL
-------	---------	---------	----	-------------	------	----------	-------	-------

Scored bests come from PRE-SEASON DATA

▶ SP	43	Kyle DOUGLASS	SR	18.19m	59-8%	4/22/17	0.175	0.00	0.17
------	----	---------------	----	--------	-------	---------	-------	------	------

▶ DISC	29	Kyle DOUGLASS	SR	56.69m	186-0	4/22/17	0.75	0.08	0.83
--------	----	---------------	----	--------	-------	---------	------	------	------

▶ JAV	48	Ty BERMES	SR	67.41m	221-2	4/11/15	0.05	0.00	0.05
-------	----	-----------	----	--------	-------	---------	------	------	------

Team Total 1.05

142



UNC Asheville

Big South Conference

Event	Scrd As	Athlete	Yr	Scored Mark	Date	Pl. Pts.	Bonus	TOTAL
-------	---------	---------	----	-------------	------	----------	-------	-------

Scored bests come from PRE-SEASON DATA

▶ 800m	31	Matthew HARDING	SO	1:47.92		5/27/17	0.65	0.28	0.93
--------	----	-----------------	----	---------	--	---------	------	------	------

Team Total 0.93

143



Lipscomb

Atlantic Sun Conference

Event	Scrd As	Athlete	Yr	Scored Mark	Date	Pl. Pts.	Bonus	TOTAL
-------	---------	---------	----	-------------	------	----------	-------	-------

Scored bests come from CURRENT season

▶ 110H	34	Wayne NEWMAN	SR	13.96w	(2.3)	3/16/18	0.5	0.14	0.64
--------	----	--------------	----	--------	-------	---------	-----	------	------

Scored bests come from PRE-SEASON DATA

▶ 400H	41	Wayne NEWMAN	SR	51.59		5/14/16	0.225	0.06	0.28
--------	----	--------------	----	-------	--	---------	-------	------	------

Team Total 0.92

144



New Hampshire

America East Conference

Event	Scrd As	Athlete	Yr	Scored Mark	Date	Pl. Pts.	Bonus	TOTAL
-------	---------	---------	----	-------------	------	----------	-------	-------

Scored bests come from PRE-SEASON DATA

▶ HT	27	Michael SHANAHAN	RS SR	65.48m	214-10	5/13/16	0.85	0.00	0.85
------	----	------------------	-------	--------	--------	---------	------	------	------

Team Total 0.85

"Scrd As", short for "Scored As", Standing used for place points portion of performance's score combining preseason data (when applied) to current season data

Numbers in BLACK are both the performance's actual NCAA rank AND "scored as" rank Numbers in RED indicate actual NCAA rank does not exist or is worse than "scored as" rank Numbers in BLUE indicate actual NCAA rank is better than "scored as" rank

USTFCCCA Non-Member

Non-Member Schools Will NOT be ranked, beginning Week 2



2018 Outdoor Track & Field, Preseason

Only those who score >0.01 pts are shown
D denotes multiple-event rule in affect

MEN

145



Bethune-Cookman

Mid-Eastern Athletic Conference

Event	Scrd As	Athlete	Yr	Scored Mark	Date	Pl. Pts.	Bonus	TOTAL
Scored bests come from PRE-SEASON DATA								
100	53	Kareem FAIR	SR	10.28w	3/31/17	0.04		0.04
400	48	Jonathan MOORE	RS JR	46.48	3/25/16	0.05	0.00	0.05
800m	39	Jonathan MOORE	SR	1:48.25	5/26/16	0.275	0.16	0.44
1J	39	JaQuaveon BEACHEM	SO	7.74mw 25-4%	4/8/17	0.275	0.03	0.31
Team Total								0.83

146



South Dakota State

The Summit League

Event	Scrd As	Athlete	Yr	Scored Mark	Date	Pl. Pts.	Bonus	TOTAL
Scored bests come from PRE-SEASON DATA								
1500	33	Kyle BURDICK	JR	3:42.52	4/13/17	0.55	0.26	0.81
Team Total								0.81

147



Cal State Fullerton

Big West Conference

Event	Scrd As	Athlete	Yr	Scored Mark	Date	Pl. Pts.	Bonus	TOTAL
Scored bests come from PRE-SEASON DATA								
TJ	42	Anthony APPLEQUIST	SR	15.61mw 51-2%	3/31/17	0.2	0.00	0.20
SP	32	Trevor GORWIN	SR	18.52m 60-9%	4/21/17	0.6	0.00	0.60
Team Total								0.80

148



Pittsburgh

Atlantic Coast Conference

107

Event	Scrd As	Athlete	Yr	Scored Mark	Date	Pl. Pts.	Bonus	TOTAL
Scored bests come from CURRENT season								
JAV	28	Noah WALKER	FR	69.98m 229-7	3/15/18	0.8	0.00	0.80
Team Total								0.80

149



Albany

America East Conference

Event	Scrd As	Athlete	Yr	Scored Mark	Date	Pl. Pts.	Bonus	TOTAL
Scored bests come from PRE-SEASON DATA								
TJ	44	Devon WILLIS	JR	15.60m 51-2%	4/15/17	0.15	0.00	0.15
JAV	31	Adrian MITCHELL	SO	69.25m 227-2	4/14/17	0.65	0.00	0.65
Team Total								0.80

150



Troy

Sun Belt Conference

Event	Scrd As	Athlete	Yr	Scored Mark	Date	Pl. Pts.	Bonus	TOTAL
Scored bests come from PRE-SEASON DATA								
100	34	Hakim MONTGOMERY	JR	10.22w	4/27/17	0.5	0.23	0.73
Team Total								0.73

151



Army West Point

Patriot League

Event	Scrd As	Athlete	Yr	Scored Mark	Date	Pl. Pts.	Bonus	TOTAL
Scored bests come from PRE-SEASON DATA								
HJ	34	Jeff GIANNETTINO	JR	2.15m 7-½	5/15/16	0.5	0.02	0.52
PV	42	Lee BARES	SR	5.21m 17-1	5/12/17	0.2	0.00	0.20
Team Total								0.72

152



UC Davis

Big West Conference

Event	Scrd As	Athlete	Yr	Scored Mark	Date	Pl. Pts.	Bonus	TOTAL
Scored bests come from PRE-SEASON DATA								
TJ	33	Drew XANDRINE-ANDERSON	JR	15.74m 51-7%	4/21/17	0.55	0.15	0.70
Team Total								0.70

153



UMBC

America East Conference

Event	Scrd As	Athlete	Yr	Scored Mark	Date	Pl. Pts.	Bonus	TOTAL
Scored bests come from PRE-SEASON DATA								
TJ	46	Thomas JOHNSON	SR	15.57mw 51-1	5/12/17	0.1	0.00	0.10
HT	32	Alexios PRODANAS	SO	65.04m 213-4	4/21/17	0.6	0.00	0.60
Team Total								0.70

"Scrd As", short for "Scored As", Standing used for place points portion of performance's score combining preseason data (when applied) to current season data

Numbers in BLACK are both the performance's actual NCAA rank AND "scored as" rank Numbers in RED indicate actual NCAA rank does not exist or is worse than "scored as" rank Numbers in BLUE indicate actual NCAA rank is better than "scored as" rank

USTFCCCA Non-Member

Non-Member Schools Will NOT be ranked, beginning Week 2



USTFCCCA NCAA Division I National Team Computer Rankings

as of 3/20/2018 12:30:38 PM

2018 Outdoor Track & Field, Preseason

Only those who score >0.01 pts are shown
D denotes multiple-event rule in affect

MEN

154



McNeese State Southland Conference

Event	Scrd As	Athlete	Yr	Scored Mark	Date	Pl. Pts.	Bonus	TOTAL
Scored bests come from PRE-SEASON DATA								
JAV	30	Donavon BANKS	JR	69.79m	228-11	5/12/17	0.7	0.00 0.70
Team Total								0.70

155



East Carolina American Athletic Conference

Event	Scrd As	Athlete	Yr	Scored Mark	Date	Pl. Pts.	Bonus	TOTAL
Scored bests come from PRE-SEASON DATA								
800m	48	Stefano MIGLIORATI	SR	1:48.68	4/21/17	0.05	0.01	0.06
400H	34	Rodney JOHNSON	RS SR	51.49	5/29/15	0.5	0.11	0.61
Team Total								0.67

156



Villanova BIG EAST Conference

Event	Scrd As	Athlete	Yr	Scored Mark	Date	Pl. Pts.	Bonus	TOTAL
Scored bests come from PRE-SEASON DATA								
800m	46	Ben MALONE	RS JR	1:48.60	5/28/15	0.1	0.04	0.14
1500	42	Josh LAMPRON	RS SR	3:42.83	4/18/15	0.2	0.19	0.39
1500	52	Ben MALONE	RS JR	3:43.28	5/26/16	0.12		0.12
Team Total								0.65

157



Lamar Southland Conference

Event	Scrd As	Athlete	Yr	Scored Mark	Date	Pl. Pts.	Bonus	TOTAL
Scored bests come from PRE-SEASON DATA								
5000m	48	Iliass AOUBANI	RS SO	13:55.02	4/1/16	0.05	0.13	0.18
TJ	37	Brian O'BONNA	SR	15.67mw	5/12/17	0.35	0.04	0.39
Team Total								0.57

158



Oklahoma Big 12 Conference

135

Event	Scrd As	Athlete	Yr	Scored Mark	Date	Pl. Pts.	Bonus	TOTAL
Scored bests come from PRE-SEASON DATA								
HJ	34	Carl WILLIAMS	SR	2.15m	7-½	5/15/16	0.5	0.02 0.52
DEC	48	Steven JAZDYK	SR	7,003		5/12/17	0.05	0.00 0.05
Team Total								0.57

159



Eastern Illinois Ohio Valley Conference

Event	Scrd As	Athlete	Yr	Scored Mark	Date	Pl. Pts.	Bonus	TOTAL
Scored bests come from PRE-SEASON DATA								
Steeple	37	Riley MCINERNEY	SR	8:53.51		4/13/17	0.35	0.05 0.40
DISC	44	Ryan PEARCE	SR	55.46m	181-11	5/4/17	0.15	0.00 0.15
Team Total								0.55

160



Dartmouth Ivy League

Event	Scrd As	Athlete	Yr	Scored Mark	Date	Pl. Pts.	Bonus	TOTAL
Scored bests come from PRE-SEASON DATA								
HT	46	Colin MINOR	SR	62.66m	205-7	4/23/16	0.1	0.00 0.10
DEC	35	Benjamin OSE	JR	7,192		5/6/17	0.45	0.00 0.45
Team Total								0.55

161



Central Arkansas Southland Conference

Event	Scrd As	Athlete	Yr	Scored Mark	Date	Pl. Pts.	Bonus	TOTAL
Scored bests come from PRE-SEASON DATA								
HJ	34	Eric MOORE	SR	2.15m	7-½	3/20/15	0.5	0.02 0.52
Team Total								0.52

161



LIU Brooklyn Northeast Conference

Event	Scrd As	Athlete	Yr	Scored Mark	Date	Pl. Pts.	Bonus	TOTAL
Scored bests come from PRE-SEASON DATA								
HJ	34	Kareem ROBERTS	SR	2.15m	7-½	3/29/17	0.5	0.02 0.52
Team Total								0.52

"Scrd As", short for "Scored As", Standing used for place points portion of performance's score combining preseason data (when applied) to current season data

Numbers in BLACK are both the performance's actual NCAA rank AND "scored as" rank Numbers in RED indicate actual NCAA rank does not exist or is worse than "scored as" rank Numbers in BLUE indicate actual NCAA rank is better than "scored as" rank

USTFCCCA Non-Member

Non-Member Schools Will NOT be ranked, beginning Week 2



2018 Outdoor Track & Field, Preseason

Only those who score >0.01 pts are shown
D denotes multiple-event rule in affect

MEN

163



Northern Colorado

Big Sky Conference

Event	Scrd As	Athlete	Yr	Scored Mark	Date	Pl. Pts.	Bonus	TOTAL
-------	---------	---------	----	-------------	------	----------	-------	-------

Scored bests come from PRE-SEASON DATA

▶ 400	36	Alex WESLEY	RS JR	46.28	5/14/16	0.4	0.11	0.51
-------	----	-------------	-------	-------	---------	-----	------	------

Team Total 0.51

164



Lehigh

Patriot League

Event	Scrd As	Athlete	Yr	Scored Mark	Date	Pl. Pts.	Bonus	TOTAL
-------	---------	---------	----	-------------	------	----------	-------	-------

Scored bests come from PRE-SEASON DATA

▶ DEC	34	Trevor KNOWLES	SR	7,197	5/5/17	0.5	0.00	0.50
-------	----	----------------	----	-------	--------	-----	------	------

Team Total 0.50

165



South Carolina State

Mid-Eastern Athletic Conference

Event	Scrd As	Athlete	Yr	Scored Mark	Date	Pl. Pts.	Bonus	TOTAL
-------	---------	---------	----	-------------	------	----------	-------	-------

Scored bests come from PRE-SEASON DATA

▶ 100	44	Demek KEMP	RS JR	10.25	4/1/15	0.15	0.14	0.29
-------	----	------------	-------	-------	--------	------	------	------

▶ 400	43	Tyrell RICHARD	JR	46.41	5/4/17	0.175	0.01	0.19
-------	----	----------------	----	-------	--------	-------	------	------

Team Total 0.47

166



Buffalo

Mid-American Conference

Event	Scrd As	Athlete	Yr	Scored Mark	Date	Pl. Pts.	Bonus	TOTAL
-------	---------	---------	----	-------------	------	----------	-------	-------

Scored bests come from PRE-SEASON DATA

▶ SP	36	Devon PATTERSON	SR	18.41m 60-5	5/5/17	0.4	0.00	0.40
------	----	-----------------	----	-------------	--------	-----	------	------

Team Total 0.40

166



Lafayette

Patriot League

Event	Scrd As	Athlete	Yr	Scored Mark	Date	Pl. Pts.	Bonus	TOTAL
-------	---------	---------	----	-------------	------	----------	-------	-------

Scored bests come from PRE-SEASON DATA

▶ DISC	36	David MCGRIFF	SR	56.08m 184-0	5/5/17	0.4	0.00	0.40
--------	----	---------------	----	--------------	--------	-----	------	------

Team Total 0.40

168



Bradley

Missouri Valley Conference

Event	Scrd As	Athlete	Yr	Scored Mark	Date	Pl. Pts.	Bonus	TOTAL
-------	---------	---------	----	-------------	------	----------	-------	-------

Scored bests come from PRE-SEASON DATA

▶ 1500	48	Daniel GAGNE	SR	3:43.08	4/13/17	0.05	0.15	0.20
--------	----	--------------	----	---------	---------	------	------	------

▶ Steeple	43	Haran DUNDERDALE	RS JR	8:55.68	4/1/16	0.175	0.00	0.17
-----------	----	------------------	-------	---------	--------	-------	------	------

Team Total 0.38

169



Grand Canyon

Western Athletic Conference

Event	Scrd As	Athlete	Yr	Scored Mark	Date	Pl. Pts.	Bonus	TOTAL
-------	---------	---------	----	-------------	------	----------	-------	-------

Scored bests come from PRE-SEASON DATA

▶ 400H	46	Anthony PHELPS	SR	51.71	4/13/17	0.1	0.00	0.10
--------	----	----------------	----	-------	---------	-----	------	------

▶ PV	40	Scott MARSHALL	SR	5.22m 17-1½	4/14/17	0.25	0.00	0.25
------	----	----------------	----	-------------	---------	------	------	------

Team Total 0.35

170



Prairie View A&M

Southwestern Athletic Conference

Event	Scrd As	Athlete	Yr	Scored Mark	Date	Pl. Pts.	Bonus	TOTAL
-------	---------	---------	----	-------------	------	----------	-------	-------

Scored bests come from PRE-SEASON DATA

▶ 400H	41	Logan WILLIAMS	SR	51.59	5/5/17	0.225	0.06	0.28
--------	----	----------------	----	-------	--------	-------	------	------

Team Total 0.28

171



San Francisco

West Coast Conference

Event	Scrd As	Athlete	Yr	Scored Mark	Date	Pl. Pts.	Bonus	TOTAL
-------	---------	---------	----	-------------	------	----------	-------	-------

Scored bests come from PRE-SEASON DATA

▶ 1500	46	Hugh NICKLASON	JR	3:43.01	4/13/17	0.1	0.16	0.26
--------	----	----------------	----	---------	---------	-----	------	------

Team Total 0.26

172



Columbia

Ivy League

Event	Scrd As	Athlete	Yr	Scored Mark	Date	Pl. Pts.	Bonus	TOTAL
-------	---------	---------	----	-------------	------	----------	-------	-------

Scored bests come from PRE-SEASON DATA

▶ TJ	40	Daniel IGBOKWE	SO	15.63m 51-3½	5/12/17	0.25	0.00	0.25
------	----	----------------	----	--------------	---------	------	------	------

Team Total 0.25

"Scrd As", short for "Scored As", Standing used for place points portion of performance's score combining preseason data (when applied) to current season data

Numbers in BLACK are both the performance's actual NCAA rank AND "scored as" rank Numbers in RED indicate actual NCAA rank does not exist or is worse than "scored as" rank Numbers in BLUE indicate actual NCAA rank is better than "scored as" rank

USTFCCCA Non-Member

Non-Member Schools Will NOT be ranked, beginning Week 2



2018 Outdoor Track & Field, Preseason

Only those who score >0.01 pts are shown
D denotes multiple-event rule in affect

MEN

173



William and Mary

Colonial Athletic Association

Event	Scrd As	Athlete	Yr	Scored Mark	Date	Pl. Pts.	Bonus	TOTAL
-------	---------	---------	----	-------------	------	----------	-------	-------

Scored bests come from PRE-SEASON DATA

JAV	40	Tucker RIZZI	SR	68.25m	223-11	4/27/17	0.25	0.00	0.25
-----	----	--------------	----	--------	--------	---------	------	------	------

Team Total 0.25

174



Yale

Ivy League

Event	Scrd As	Athlete	Yr	Scored Mark	Date	Pl. Pts.	Bonus	TOTAL
-------	---------	---------	----	-------------	------	----------	-------	-------

Scored bests come from PRE-SEASON DATA

110H	43	Paedyn GOMES	SR	14.00w		5/6/17	0.175	0.05	0.22
------	----	--------------	----	--------	--	--------	-------	------	------

Team Total 0.22

175



Coastal Carolina

Sun Belt Conference

Event	Scrd As	Athlete	Yr	Scored Mark	Date	Pl. Pts.	Bonus	TOTAL
-------	---------	---------	----	-------------	------	----------	-------	-------

Scored bests come from PRE-SEASON DATA

400H	43	Jerome COAXUM	SR	51.62		4/28/17	0.175	0.04	0.22
------	----	---------------	----	-------	--	---------	-------	------	------

Team Total 0.22

176



UMES

Mid-Eastern Athletic Conference

Event	Scrd As	Athlete	Yr	Scored Mark	Date	Pl. Pts.	Bonus	TOTAL
-------	---------	---------	----	-------------	------	----------	-------	-------

Scored bests come from PRE-SEASON DATA

Steeple	42	Oussama CHOUATI	RS JR	8:54.94		5/13/16	0.2	0.00	0.20
---------	----	-----------------	-------	---------	--	---------	-----	------	------

Team Total 0.20

176



USF

American Athletic Conference

Event	Scrd As	Athlete	Yr	Scored Mark	Date	Pl. Pts.	Bonus	TOTAL
-------	---------	---------	----	-------------	------	----------	-------	-------

Scored bests come from PRE-SEASON DATA

PV	42	David BELL	JR	5.21m	17-1	4/21/17	0.2	0.00	0.20
----	----	------------	----	-------	------	---------	-----	------	------

Team Total 0.20

178



N.C. Central

Mid-Eastern Athletic Conference

Event	Scrd As	Athlete	Yr	Scored Mark	Date	Pl. Pts.	Bonus	TOTAL
-------	---------	---------	----	-------------	------	----------	-------	-------

Scored bests come from PRE-SEASON DATA

LJ	43	Joshua MCCLAM	RS SR	7.71mw	25-3½	5/15/16	0.175	0.00	0.17
----	----	---------------	-------	--------	-------	---------	-------	------	------

Team Total 0.17

179



Cal Poly

Big West Conference

Event	Scrd As	Athlete	Yr	Scored Mark	Date	Pl. Pts.	Bonus	TOTAL
-------	---------	---------	----	-------------	------	----------	-------	-------

Scored bests come from PRE-SEASON DATA

10k	46	Swarnjit BOYAL	SR	29:25.07		4/13/17	0.1	0.07	0.17
-----	----	----------------	----	----------	--	---------	-----	------	------

Team Total 0.17

180



Fresno State

Mountain West Conference

Event	Scrd As	Athlete	Yr	Scored Mark	Date	Pl. Pts.	Bonus	TOTAL
-------	---------	---------	----	-------------	------	----------	-------	-------

Scored bests come from PRE-SEASON DATA

PV	44	Shane ATKINSON	RS JR	5.20m	17-¾	4/16/16	0.15	0.00	0.15
----	----	----------------	-------	-------	------	---------	------	------	------

Team Total 0.15

181



Drake

Missouri Valley Conference

Event	Scrd As	Athlete	Yr	Scored Mark	Date	Pl. Pts.	Bonus	TOTAL
-------	---------	---------	----	-------------	------	----------	-------	-------

Scored bests come from PRE-SEASON DATA

400H	45	Hudson PRIEBE	SR	51.67		4/22/17	0.125	0.02	0.14
------	----	---------------	----	-------	--	---------	-------	------	------

Team Total 0.14

182



Southeast Missouri

Ohio Valley Conference

Event	Scrd As	Athlete	Yr	Scored Mark	Date	Pl. Pts.	Bonus	TOTAL
-------	---------	---------	----	-------------	------	----------	-------	-------

Scored bests come from CURRENT season

JAV	45	Jonno ENGELKING	SO	67.63m	221-10	3/16/18	0.125	0.00	0.13
-----	----	-----------------	----	--------	--------	---------	-------	------	------

Team Total 0.13

"Scrd As", short for "Scored As", Standing used for place points portion of performance's score combining preseason data (when applied) to current season data

Numbers in BLACK are both the performance's actual NCAA rank AND "scored as" rank Numbers in RED indicate actual NCAA rank does not exist or is worse than "scored as" rank Numbers in BLUE indicate actual NCAA rank is better than "scored as" rank

USTFCCCA Non-Member

Non-Member Schools Will NOT be ranked, beginning Week 2



2018 Outdoor Track & Field, Preseason

Only those who score >0.01 pts are shown
 D denotes multiple-event rule in affect

MEN

183



Saint Francis (Pa.)

Northeast Conference

Event	Scrd As	Athlete	Yr	Scored Mark	Date	Pl. Pts.	Bonus	TOTAL
-------	---------	---------	----	-------------	------	----------	-------	-------

Scored bests come from PRE-SEASON DATA

▶ 110H	46	Dashaun JACKSON	JR	14.01w	5/6/17	0.1	0.02	0.12
--------	----	-----------------	----	--------	--------	-----	------	------

Team Total 0.12

184



George Mason

Atlantic 10 Conference

Event	Scrd As	Athlete	Yr	Scored Mark	Date	Pl. Pts.	Bonus	TOTAL
-------	---------	---------	----	-------------	------	----------	-------	-------

Scored bests come from PRE-SEASON DATA

▶ DEC	46	John SEALS	RS JR	7,008	5/7/16	0.1	0.00	0.10
-------	----	------------	-------	-------	--------	-----	------	------

Team Total 0.10

185



Gardner-Webb

Big South Conference

Event	Scrd As	Athlete	Yr	Scored Mark	Date	Pl. Pts.	Bonus	TOTAL
-------	---------	---------	----	-------------	------	----------	-------	-------

Scored bests come from PRE-SEASON DATA

▶ TJ	48	Jalin LAWSON	JR	15.51m	50-10%	5/10/17	0.05	0.00	0.05
------	----	--------------	----	--------	--------	---------	------	------	------

Team Total 0.05

185



Savannah State

Mid-Eastern Athletic Conference

Event	Scrd As	Athlete	Yr	Scored Mark	Date	Pl. Pts.	Bonus	TOTAL
-------	---------	---------	----	-------------	------	----------	-------	-------

Scored bests come from PRE-SEASON DATA

▶ 400H	48	Morgan ELLIS-FOSTER	JR	51.76	3/24/17	0.05	0.00	0.05
--------	----	---------------------	----	-------	---------	------	------	------

Team Total 0.05

187



Bucknell

Patriot League

Event	Scrd As	Athlete	Yr	Scored Mark	Date	Pl. Pts.	Bonus	TOTAL
-------	---------	---------	----	-------------	------	----------	-------	-------

Scored bests come from PRE-SEASON DATA

▶ PV	49	Matthew FAY	JR	5.15m	16-10%	5/27/17	0.025	0.00	0.03
------	----	-------------	----	-------	--------	---------	-------	------	------

Team Total 0.03

"Scrd As", short for "Scored As", Standing used for place points portion of performance's score combining preseason data (when applied) to current season data

Numbers in BLACK are both the performance's actual NCAA rank AND "scored as" rank Numbers in RED indicate actual NCAA rank does not exist or is worse than "scored as" rank Numbers in BLUE indicate actual NCAA rank is better than "scored as" rank

USTFCCCA Non-Member

Non-Member Schools Will NOT be ranked, beginning Week 2



USTFCCCA NCAA Division I National Team Computer Rankings

as of 3/20/2018 12:30:39 PM

2018 Outdoor Track & Field, Preseason

Only those who score >0.01 pts are shown
D denotes multiple-event rule in affect

WOMEN

1



Arkansas

Southeastern Conference

5

Event	Scrd As	Athlete	Yr	Scored Mark	Date	Pl. Pts.	Bonus	TOTAL		
Scored bests come from PRE-SEASON DATA										
▶ 100	15	Kiara PARKER	JR	11.19w	5/27/17	6	0.64	6.64		
▶ 100	20	Jada BAYLARK	SO	11.29w	5/27/17	3	0.33	3.33		
▶ 200m	40	Kiara PARKER	JR	23.05w	5/27/17	0.25	0.14	0.39		
▶ 200m	46	Jada BAYLARK	SO	23.11w	5/27/17	0.1	0.05	0.15		
▶ 800m	38	Nikki HILTZ	SR	2:05.83	5/11/17	0.3	0.16	0.46		
▶ 800m	42	Ceara WATSON	JR	2:06.13	5/11/17	0.2	0.07	0.27		
▶ 1500	3	Nikki HILTZ	SR	4:10.80		26	1.92	27.92		
▶ 1500	29	Devin CLARK	JR	4:18.22	5/1/16	0.75	0.18	0.93		
▶ 1500	49	Carina VILJOEN	SO	4:19.62	4/13/17	0.025	0.01	0.03		
▶ Steeple	5	Devin CLARK	JR	9:49.25	6/11/16	22	2.05	24.05		
▶ Steeple	24	Regan WARD	SR	10:08.23	5/11/17	1	0.32	1.32		
▶ Steeple	45	Rachel NICHWITZ	SO	10:21.04	5/11/17	0.125	0.00	0.13		
▶ 5000m	20	Taylor WERNER	SO	15:51.08	4/13/17	3	0.62	3.62		
▶ 5000m	42	Maddy REED	SO	16:04.43	4/13/17	0.2	0.06	0.26		
▶ 5000m	48	Abby GRAY	SO	16:06.60	4/13/17	0.05	0.00	0.05		
▶ 100H	5	Payton STUMBAUGH-CHADWICK	SR	12.83	4/23/16	22	1.82	23.82		
▶ 100H	21	Taliyah BROOKS	SR	13.14	5/11/17	D	2.5	0.39	2.39	
▶ 400H	46	Leigha BROWN	RS SR	59.06	3/25/16	0.1	0.00	0.10		
▶ HJ	17	Taliyah BROOKS	SR	1.82m	5-11%	3/29/17	D	4.5	0.35	2.35
▶ PV	1	Lexi JACOBUS	JR	4.64m	15-2%	4/23/16	30	5.59	35.59	
▶ PV	2	Tori HOGGARD	JR	4.55m	14-11	5/5/17	28	4.10	32.10	
▶ PV	6	Desiree FREIER	JR	4.38m	14-4%	4/8/17	20	1.68	21.68	
▶ LJ	9	Taliyah BROOKS	SR	6.50mw	21-4	4/8/17	14	1.00	15.00	
▶ LJ	39	Kelsey HERMAN	JR	6.25m	20-6%	4/21/17	0.275	0.00	0.28	
▶ SP	27	Micah DENNIS	RS SR	16.09m	52-9%	4/30/16	0.85	0.05	0.90	
▶ HEPT	1	Taliyah BROOKS	SR	6,099		5/11/17	30	4.15	34.15	
▶ HEPT	2	Payton STUMBAUGH-CHADWICK	SR	6,023		5/11/17	28	3.39	31.39	
▶ HEPT	7	Kelsey HERMAN	JR	5,820		5/11/17	18	1.80	19.80	
▶ HEPT	39	Ashlee MOORE	JR	5,293		5/11/17	0.275	0.00	0.28	
Team Total								289.37		

2



Oregon

Pac-12 Conference

1

Event	Scrd As	Athlete	Yr	Scored Mark	Date	Pl. Pts.	Bonus	TOTAL		
Scored bests come from PRE-SEASON DATA										
▶ 100	3	Ariana WASHINGTON	JR	10.95w	6/11/16	26	2.28	28.28		
▶ 200m	1	Ariana WASHINGTON	JR	22.21	6/11/16	30	2.86	32.86		
▶ 200m	22	Makenzie DUNMORE	SO	22.90	5/13/17	D	2	0.37	2.37	
▶ 200m	43	Briyahna DESROSIERS	JR	23.07	3/23/17	0.175	0.11	0.28	0.28	
▶ 400	3	Makenzie DUNMORE	SO	51.67	5/13/17	26	1.83	27.83	27.83	
▶ 400	14	Briyahna DESROSIERS	JR	52.28	4/15/17	7	0.78	7.78	7.78	
▶ 400	28	Hannah WALLER	SO	52.85	5/13/17	0.8	0.25	1.05	1.05	
▶ 800m	2	Brooke FELDMIEIER	SR	2:01.54	6/10/17	28	2.55	30.55	30.55	
▶ 800m	13	Sabrina SOUTHERLAND	RS SR	2:03.74	5/28/16	8	0.78	8.78	8.78	
▶ 800m	14	Ruby STAUBER	SO	2:03.77	4/13/17	7	0.77	7.77	7.77	
▶ 800m	26	Katie RAINSBERGER	SO	2:05.20	4/28/17	0.9	0.33	1.23	1.23	
▶ 1500	7	Katie RAINSBERGER	SO	4:11.53	5/5/17	18	1.63	19.63	19.63	
▶ 1500	14	Jessica HULL	SO	4:13.48	5/5/17	7	0.89	7.89	7.89	
▶ 1500	22	Alli CASH	RS SR	4:16.56	5/30/15	2	0.39	2.39	2.39	
▶ 1500	24	Lilli BURDON	JR	4:17.07	3/31/17	1	0.33	1.33	1.33	
▶ 1500	36	Samantha NADEL	RS SR	4:18.75	4/13/17	0.4	0.12	0.52	0.52	
▶ 5000m	15	Samantha NADEL	RS SR	15:48.93	6/10/17	6	0.77	6.77	6.77	
▶ 5000m	19	Lilli BURDON	JR	15:50.15	6/10/17	3.5	0.69	4.19	4.19	
▶ 100H	3	Alaysha JOHNSON	JR	12.68w	5/27/17	26	3.06	29.06	29.06	
▶ 400H	49	Alaysha JOHNSON	RS SO	59.18	4/9/16	0.025	0.00	0.03	0.03	
▶ LJ	37	Rhesa FOSTER	SO	6.26m	20-6½	5/13/17	0.35	0.00	0.35	0.35
▶ TJ	10	Chaquinn COOK	JR	13.51m	44-4	5/27/17	12	1.15	13.15	13.15
Team Total								234.08		

"Scrd As", short for "Scored As", Standing used for place points portion of performance's score combining preseason data (when applied) to current season data

Numbers in BLACK are both the performance's actual NCAA rank AND "scored as" rank Numbers in RED indicate actual NCAA rank does not exist or is worse than "scored as" rank Numbers in BLUE indicate actual NCAA rank is better than "scored as" rank

USTFCCCA Non-Member

Non-Member Schools Will NOT be ranked, beginning Week 2



USTFCCCA NCAA Division I National Team Computer Rankings

as of 3/20/2018 12:30:39 PM

2018 Outdoor Track & Field, Preseason

Only those who score >0.01 pts are shown
D denotes multiple-event rule in affect

WOMEN

3



Georgia

Southeastern Conference

▼ 1

Event	Scrd As	Athlete	Yr	Scored Mark	Date	Pl. Pts.	Bonus	TOTAL
Scored bests come from PRE-SEASON DATA								
100	24	Kate HALL	SO	11.30	5/11/17	1	0.31	1.31
800m	47	Devon ARTIS	SR	2:06.31	4/7/17	0.075	0.03	0.10
HJ	1	Tatiana GUSIN	SR	1.91m	6-3¼	30	4.67	34.67
HJ	1	Madeline FAGAN	SR	1.91m	6-3¼	30	4.67	34.67
PV	18	Kayla SMITH	SO	4.20m	13-9½	4	0.24	4.24
PV	32	Georgia STEFANIDI	SR	4.13m	13-6½	0.6	0.00	0.60
LJ	1	Kate HALL	SO	6.73m	22-1	30	3.52	33.52
LJ	6	Keturah ORJI	SR	6.61mw	21-8½	20	1.98	21.98
TJ	1	Keturah ORJI	SR	14.31m	46-11½	30	5.11	35.11
TJ	13	Aliyah JOHNSON	JR	13.32mw	43-8½	8	0.65	8.65
HT	3	Beatrice LLANO	SO	67.42m	221-2	26	2.67	28.67
JAV	29	Tairyn MONTGOMERY	SO	50.22m	164-9	0.75	0.00	0.75
HEPT	13	Louisa GRAUVOGEL	SO	5,616	4/7/17	8	0.82	8.82
Team Total							213.09	

4



Southern California

Pac-12 Conference

▼ 1

Event	Scrd As	Athlete	Yr	Scored Mark		Date	Pl. Pts.	Bonus	TOTAL	
Scored bests come from CURRENT season										
▶ 400	47	Deanna HILL	SR	53.26		3/16/18	0.075	0.01	0.09	
▶ 100H	18	Chanel BRISSETT	FR	13.10w	(3.1)	3/16/18	4	0.51	4.51	
▶ HT	45	Joy MCARTHUR	FR	60.07m	197-1	3/16/18	0.125	0.00	0.13	
Scored bests come from PRE-SEASON DATA										
▶ 100	5	Deanna HILL	SR	11.06w		5/27/17	22	1.36	23.36	
▶ 100	9	Ky WESTBROOK	JR	11.11w		6/13/15	14	1.08	15.08	
▶ 200m	2	Deanna HILL	SR	22.30w		5/27/17	28	2.43	30.43	
▶ 200m	13	Kendall ELLIS	SR	22.79		3/17/17	D	8	0.54	2.54
▶ 200m	47	Ky WESTBROOK	JR	23.12w		5/30/15	0.075	0.03	0.11	
▶ 400	1	Kendall ELLIS	SR	50.45		5/27/17	30	4.11	34.11	
▶ 400	36	Kyra CONSTANTINE	SO	52.92		5/13/17	0.4	0.21	0.61	
▶ 800m	25	Mikaela SMITH	JR	2:05.17		4/29/17	0.95	0.34	1.29	
▶ 100H	8	Anna COCKRELL	SO	12.89			16	1.47	17.47	
▶ 100H	12	Dior HALL	JR	13.03		4/29/17	9	0.70	9.70	
▶ 400H	1	Anna COCKRELL	SO	55.36		6/10/17	30	4.43	34.43	
▶ LJ	11	Margaux JONES	JR	6.47mw	21-2½	4/16/16	10	0.81	10.81	
▶ SP	6	Breana JEMISON	RS SR	17.36m	56-11½	5/14/16	20	1.84	21.84	
▶ HEPT	27	Lyndsey LOPES	JR	5,371		5/6/17	0.85	0.00	0.85	
Team Total									207.33	

"Scrd As", short for "Scored As", Standing used for place points portion of performance's score combining preseason data (when applied) to current season data

Numbers in BLACK are both the performance's actual NCAA rank AND "scored as" rank Numbers in RED indicate actual NCAA rank does not exist or is worse than "scored as" rank Numbers in BLUE indicate actual NCAA rank is better than "scored as" rank

USTFCCCA Non-Member

Non-Member Schools Will NOT be ranked, beginning Week 2



USTFCCCA NCAA Division I National Team Computer Rankings

as of 3/20/2018 12:30:39 PM

2018 Outdoor Track & Field, Preseason

Only those who score >0.01 pts are shown
D denotes multiple-event rule in affect

WOMEN

5



Texas

Big 12 Conference

▲ 2

Event	Scrd As	Athlete	Yr	Scored Mark	Date	Pl. Pts.	Bonus	TOTAL
Scored bests come from PRE-SEASON DATA								
▶ 100	5	Teahna DANIELS	JR	11.06	6/10/17	22	1.36	23.36
▶ 200m	31	Teahna DANIELS	JR	22.95w	5/27/17	0.65	0.29	0.94
▶ 200m	33	Zola GOLDEN	JR	22.98w	5/12/17	0.55	0.25	0.80
▶ 400	10	Zola GOLDEN	JR	52.19	4/22/17	12	0.89	12.89
▶ 800m	43	Mary Beth HAMILTON	RS SR	2:06.16	6/9/16	0.175	0.07	0.24
▶ Steeple	44	Meghan LLOYD	JR	10:20.37	4/21/17	0.15	0.00	0.15
▶ 100H	1	Rushelle BURTON	SO	12.65w	4/14/17	30	3.33	33.33
▶ 100H	7	Ariel JONES	SR	12.87w	5/12/17	18	1.59	19.59
▶ 100H	14	Pedrya SEYMOUR	SR	13.06	3/31/17	7	0.62	7.62
▶ 100H	16	Ashley MILLER	JR	13.08w	5/12/17	5	0.56	5.56
▶ 100H	40	Mariam ABDUL-RASHID	JR	13.34w	5/12/17	0.25	0.00	0.25
▶ 400H	5	Ariel JONES	SR	56.52	6/10/17	22	2.16	24.16
▶ 400H	29	Mariam ABDUL-RASHID	JR	58.41	3/23/17	0.75	0.12	0.87
▶ PV	5	Kally LONG	SR	4.40m 14-5½	3/29/17	22	1.90	23.90
▶ PV	18	Ali UHLE	JR	4.20m 13-9½	5/7/16	4	0.24	4.24
▶ PV	27	Shay PETTY	RS JR	4.18m 13-8½	4/15/17	0.85	0.13	0.98
▶ PV	30	Calie SPENCER	RS JR	4.16m 13-7½	3/31/17	0.7	0.01	0.71
▶ TJ	39	Georgia WAHL	JR	12.83m 42-1½	5/27/17	0.275	0.00	0.28
▶ SP	15	Elena BRUCKNER	SO	16.67m 54-8½	4/28/17	6	0.66	6.66
▶ DISC	24	Elena BRUCKNER	SO	54.64m 179-3	3/29/17	1	0.15	1.15
▶ DISC	41	Laurny CALDWELL	SR	53.00m 173-10	5/7/16	0.225	0.00	0.22
▶ JAV	13	Haley CROUSER	SR	53.09m 174-2		8	0.78	8.78
▶ JAV	25	Ashtin ZAMZOW	RS JR	50.65m 166-2	3/30/16	0.95	0.11	1.06
▶ HEPT	6	Ashtin ZAMZOW	RS JR	5,829	3/30/16	20	1.86	21.86
Team Total								199.58

6



Texas A&M

Southeastern Conference

▲ 7

Event	Scrd As	Athlete	Yr	Scored Mark	Date	Pl. Pts.	Bonus	TOTAL
Scored bests come from PRE-SEASON DATA								
▶ 100	12	Brenessa THOMPSON	JR	11.15w	4/22/17	9	0.86	9.86
▶ 200m	8	Danyel WHITE	SO	22.55w	3/23/17	16	1.27	17.27
▶ 200m	9	Brenessa THOMPSON	JR	22.59w	3/23/17	14	1.15	15.15
▶ 200m	10	Diamond SPAULDING	JR	22.64w	5/27/17	12	0.99	12.99
▶ 200m	18	Jaevin REED	SO	22.84	3/23/17	D	4	0.46
▶ 200m	39	Kadecia BAIRD	SR	23.03	3/23/17	0.275	0.17	0.44
▶ 400	3	Jaevin REED	SO	51.67		26	1.83	27.83
▶ 400	44	Kadecia BAIRD	SR	53.15	4/28/17	0.15	0.08	0.23
▶ 800m	1	Jazmine FRAY	JR	2:01.43	4/15/17	30	2.64	32.64
▶ 10k	48	Karis JOCHEN	RS SR	34:06.03	4/4/15	0.05	0.01	0.06
▶ 100H	34	Chinyere NJOKU	JR	13.29w	5/27/17	0.5	0.00	0.50
▶ PV	18	Emily GUNDERSON	SR	4.20m 13-9½	5/27/17	4	0.24	4.24
▶ PV	31	Sara Kathryn STEVENS	SR	4.15m 13-7½	4/9/16	0.65	0.00	0.65
▶ TJ	21	Lajarvia BROWN	SO	13.11mw 43-¾	3/29/17	2.5	0.27	2.77
▶ TJ	36	Ciynamon STEVENSON	SO	12.90mw 42-4	3/29/17	0.4	0.00	0.40
▶ DISC	10	Serena BROWN	SO	56.84m 186-5	4/28/17	12	0.76	12.76
▶ JAV	3	Audrey MALONE	SR	57.06m 187-2		26	2.59	28.59
▶ JAV	8	Madalaine STULCE	JR	55.31m 181-5	5/11/17	16	1.53	17.53
▶ JAV	18	Kristen CLARK	SR	52.31m 171-7	3/17/17	4	0.56	4.56
▶ HEPT	29	Shaina BURNS	SR	5,356	5/11/17	0.75	0.00	0.75
Team Total								191.68

"Scrd As", short for "Scored As", Standing used for place points portion of performance's score combining preseason data (when applied) to current season data

Numbers in BLACK are both the performance's actual NCAA rank AND "scored as" rank Numbers in RED indicate actual NCAA rank does not exist or is worse than "scored as" rank Numbers in BLUE indicate actual NCAA rank is better than "scored as" rank

USTFCCCA Non-Member

Non-Member Schools Will NOT be ranked, beginning Week 2



2018 Outdoor Track & Field, Preseason

Only those who score >0.01 pts are shown
D denotes multiple-event rule in affect

WOMEN

7



Kansas State

Big 12 Conference

▲ 2

Event	Scrd As	Athlete	Yr	Scored Mark		Date	Pl. Pts.	Bonus	TOTAL
Scored bests come from PRE-SEASON DATA									
▶ 100	51	A'Keyla MITCHELL	RS JR	11.40		4/25/15		0.04	0.04
▶ 200m	29	A'Keyla MITCHELL	SR	22.94		4/9/16	0.75	0.31	1.06
▶ 400	15	A'Keyla MITCHELL	SR	52.34		4/23/16	6	0.71	6.71
▶ Steeple	39	Morgan WEDEKIND	SR	10:15.62		5/12/17	0.275	0.00	0.28
▶ 400H	22	Ranae MCKENZIE	JR	57.94		5/27/16	2	0.41	2.41
▶ HJ	17	Nina SCHULTZ	SO	1.82m	5-11½	5/12/17	D 4.5	0.35	2.35
▶ HJ	29	Rhizlane SIBA	SR	1.81m	5-11½	5/15/16	0.75	0.16	0.91
▶ LJ	3	Wurrie NJADOE	SO	6.67mw	21-10¾	5/27/17	26	2.75	28.75
▶ LJ	15	Nina SCHULTZ	SO	6.41mw	21-½	5/12/17	6	0.54	6.54
▶ LJ	47	Ariel OKORIE	SO	6.20m	20-4¾	5/6/17	0.075	0.00	0.08
▶ TJ	4	Shardia LAWRENCE	JR	13.79mw	45-3	5/12/17	24	2.36	26.36
▶ TJ	16	Konstantina ROMAIOU	SO	13.19mw	43-3¾	5/6/17	5	0.42	5.42
▶ SP	31	Jess ST. JOHN	SR	15.91m	52-2½	5/12/17	0.65	0.00	0.65
▶ DISC	1	Shadae LAWRENCE	JR	62.59m	205-4	5/12/17	30	4.15	34.15
▶ HT	4	Janee' KASSANAVOID	SR	66.97m	219-8	4/14/17	24	2.32	26.32
▶ HT	9	Helene INGVALDSEN	SO	64.14m	210-5	5/27/17	14	0.76	14.76
▶ HEPT	3	Nina SCHULTZ	SO	6,021		4/8/17	26	3.37	29.37
▶ HEPT	44	Ariel OKORIE	SO	5,251		5/12/17	0.15	0.00	0.15
Team Total									186.29

8



Florida

Southeastern Conference

▼ 3

Event	Scrd As	Athlete	Yr	Scored Mark		Date	Pl. Pts.	Bonus	TOTAL
Scored bests come from PRE-SEASON DATA									
▶ 400	3	Sharrika BARNETT	JR	51.67			26	1.83	27.83
▶ 400	25	Taylor SHARPE	SR	52.78		3/30/17	0.95	0.29	1.24
▶ 100H	29	Brandee JOHNSON	SO	13.23		4/28/17	0.75	0.14	0.89
▶ 400H	8	Brandee JOHNSON	SO	57.21		3/30/17	16	1.22	17.22
▶ LJ	8	Darrielle MCQUEEN	SR	6.55m	21-6	5/27/17	16	1.43	17.43
▶ LJ	14	Yanis DAVID	JR	6.45m	21-2	4/28/17	7	0.72	7.72
▶ TJ	2	Yanis DAVID	JR	13.92mw	45-8	4/15/17	28	3.05	31.05
▶ TJ	18	Darrielle MCQUEEN	SR	13.16m	43-2¾	5/11/17	4	0.36	4.36
▶ TJ	26	Asa GARCIA	JR	13.06m	42-10¾	3/25/17	0.9	0.18	1.08
▶ SP	5	Lloydricia CAMERON	SR	17.39m	57-¾	5/27/17	22	1.90	23.90
▶ DISC	21	Lloydricia CAMERON	SR	55.14m	180-11	4/22/16	2.5	0.29	2.79
▶ DISC	26	Jontavia DYKES	SR	54.53m	178-11	5/27/16	0.9	0.12	1.02
▶ JAV	1	Avione ALLGOOD	RS SR	58.81m	192-11	5/13/16	30	3.94	33.94
▶ JAV	42	Megan REED	SR	48.67m	159-8	5/11/17	0.2	0.00	0.20
Team Total									170.69

"Scrd As", short for "Scored As", Standing used for place points portion of performance's score combining preseason data (when applied) to current season data

Numbers in BLACK are both the performance's actual NCAA rank AND "scored as" rank Numbers in RED indicate actual NCAA rank does not exist or is worse than "scored as" rank Numbers in BLUE indicate actual NCAA rank is better than "scored as" rank

USTFCCCA Non-Member

Non-Member Schools Will NOT be ranked, beginning Week 2



USTFCCCA NCAA Division I National Team Computer Rankings



as of 3/20/2018 12:30:40 PM

2018 Outdoor Track & Field, Preseason

Only those who score >0.01 pts are shown
D denotes multiple-event rule in affect

WOMEN

9		LSU		LSU		▼ 2			
Southeastern Conference									
Event	Scrd As	Athlete	Yr	Scored Mark	Date	Pl. Pts.	Bonus	TOTAL	
Scored bests come from CURRENT season									
▶ 400	30	Kymber PAYNE	SR	52.87	3/16/18	0.7	0.24	0.94	
Scored bests come from PRE-SEASON DATA									
▶ 100	1	Aleia HOBBS	SR	10.85	4/28/17	30	3.14	33.14	
▶ 100	8	Kortnei JOHNSON	JR	11.09	4/13/17	16	1.19	17.19	
▶ 100	10	Mikiah BRISCO	SR	11.12w	4/22/17	12	1.02	13.02	
▶ 100	16	Cassandra HALL	SO	11.22w	5/27/17	5	0.52	5.52	
▶ 100	27	Zakiya DENOON	SO	11.31	4/27/17	0.85	0.28	1.13	
▶ 200m	7	Kortnei JOHNSON	JR	22.50w	5/11/17	18	1.47	19.47	
▶ 200m	25	Cassandra HALL	SO	22.92	5/27/17	0.95	0.34	1.29	
▶ 400	8	Rachel MISHER	JR	52.07	5/27/17	16	1.10	17.10	
▶ 800m	19	Ersula FARROW	JR	2:04.51	4/22/17	3.5	0.52	4.02	
▶ 100H	6	Mikiah BRISCO	SR	12.85	3/29/17	20	1.70	21.70	
▶ 100H	21	Tonea MARSHALL	SO	13.14	5/27/17	2.5	0.39	2.89	
▶ 100H	31	Brittley HUMPHREY	SO	13.25	5/27/17	0.65	0.09	0.74	
▶ 100H	38	Danielle PHILLIPS	SR	13.32	5/27/17	0.3	0.00	0.30	
▶ 400H	3	Kymber PAYNE	SR	56.05		26	3.07	29.07	
▶ LJ	41	Danielle PHILLIPS	SR	6.24mw	20-5%	4/28/17	0.225	0.00	0.22
▶ HEPT	23	Brittany KELLY	JR	5,438	5/11/17	1.5	0.19	1.69	
Team Total								169.44	

10			Stanford								3
Pac-12 Conference											
Event	Scrd As	Athlete	Yr	Scored Mark		Date	Pl. Pts.	Bonus	TOTAL		
Scored bests come from CURRENT season											
▶ JAV	35	Virginia MILLER	FR	49.59m	162-8	3/16/18	0.45	0.00	0.45		
Scored bests come from PRE-SEASON DATA											
▶ 400	49	Olivia BAKER	SR	53.28		3/31/17	0.025	0.00	0.03		
▶ 800m	11	Olivia BAKER	SR	2:03.45		4/21/17	10	0.95	10.95		
▶ 800m	29	Elise CRANNY	SR	2:05.43		4/8/17	0.75	0.27	1.02		
▶ 800m	34	Christina ARAGON	SO	2:05.67		5/13/17	0.5	0.20	0.70		
▶ 1500	6	Elise CRANNY	SR	4:11.46		4/21/17	20	1.66	21.66		
▶ 1500	13	Christina ARAGON	SO	4:13.43		4/21/17	8	0.90	8.90		
▶ 1500	46	Vanessa FRASER	RS SR	4:19.45		4/22/16	0.1	0.03	0.13		
▶ 5000m	6	Vanessa FRASER	RS SR	15:41.64		5/1/16	20	1.55	21.55		
▶ 5000m	12	Fiona O'KEEFFE	SO	15:46.93		6/10/17	9	0.97	9.97		
▶ 5000m	17	Elise CRANNY	RS JR	15:49.27		5/1/16	D 4.5	0.75	2.75		
▶ 10k	37	Vanessa FRASER	RS SR	33:55.99		5/14/16	0.35	0.15	0.50		
▶ LJ	39	Daryth GAYLES	SR	6.25mw	20-6%	4/28/17	0.275	0.00	0.28		
▶ SP	10	Lena GIGER	SR	17.00m	55-9%	5/27/17	12	1.10	13.10		
▶ DISC	3	Valarie ALLMAN	RS SR	61.42m	201-6	6/11/16	26	3.23	29.23		
▶ HT	32	Valarie ALLMAN	RS SR	61.25m	200-11		0.6	0.00	0.60		
▶ JAV	6	Mackenzie LITTLE	JR	55.88m	183-4	4/2/16	20	1.83	21.83		
▶ JAV	27	Jenna GRAY	SO	50.29m	165-0		0.85	0.01	0.86		
Team Total										144.49	

"Scrd As", short for "Scored As", Standing used for place points portion of performance's score combining preseason data (when applied) to current season data

Numbers in BLACK are both the performance's actual NCAA rank AND "scored as" rank Numbers in RED indicate actual NCAA rank does not exist or is worse than "scored as" rank Numbers in BLUE indicate actual NCAA rank is better than "scored as" rank

USTFCCCA Non-Member

Non-Member Schools Will NOT be ranked, beginning Week 2



USTFCCCA NCAA Division I National Team Computer Rankings

as of 3/20/2018 12:30:40 PM

2018 Outdoor Track & Field, Preseason

Only those who score >0.01 pts are shown
D denotes multiple-event rule in affect

WOMEN

11



Minnesota

Big Ten Conference

Event	Scrd As	Athlete	Yr	Scored Mark	Date	Pl. Pts.	Bonus	TOTAL
Scored bests come from CURRENT season								
DISC	45	Nayoka CLUNIS	JR	52.67m	172-9	3/15/18	0.125	0.00 0.13
Scored bests come from PRE-SEASON DATA								
400	6	Emerald EGWIM	SR	51.99	5/12/17	20	1.25	21.25
400	29	Titania MARKLAND	RS SR	52.86	5/29/15	0.75	0.25	1.00
Steeple	6	Madeline STRANDEMO	SR	9:51.83	5/12/17	20	1.62	21.62
100H	11	Emma SPAGNOLA	SR	13.02w	5/12/17	10	0.73	10.73
400H	21	Emma SPAGNOLA	SR	57.88	5/12/17	2.5	0.44	2.94
HJ	5	Taylor WIEBKE	JR	1.85m	6-¾	4/28/17	22	1.28 23.28
HJ	39	Heta TUURI	SR	1.79m	5-10½	4/28/17	0.275	0.00 0.28
TJ	29	Shanique WRIGHT	JR	13.03mw	42-9	5/28/16	0.75	0.13 0.88
SP	16	Kiley SABIN	JR	16.65m	54-7½	5/12/17	5	0.64 5.64
SP	36	Shay NIELSEN	SO	15.81m	51-10½	4/6/17	0.4	0.00 0.40
DISC	8	Agnes ESSER	SR	57.91m	190-0	5/28/16	16	1.20 17.20
DISC	32	Kiley SABIN	JR	53.57m	175-9	4/28/17	0.6	0.00 0.60
HT	10	Temi OGUNRINDE	JR	64.01m	210-0	5/27/17	12	0.70 12.70
HT	29	Agnes ESSER	SR	61.66m	202-3	4/28/17	0.75	0.07 0.82
HT	33	Nina HORVATH	SR	60.86m	199-8	4/28/17	0.55	0.00 0.55
JAV	7	Nicolle MURPHY	RS SR	55.84m	183-2		18	1.81 19.81
Team Total								139.82

12



Kentucky

Southeastern Conference

8

Event	Scrd As	Athlete	Yr	Scored Mark	Date	Pl. Pts.	Bonus	TOTAL
Scored bests come from PRE-SEASON DATA								
100	10	Kianna GRAY	JR	11.12w	4/30/16	12	1.02	13.02
200m	13	Kianna GRAY	JR	22.79	5/27/16	8	0.54	8.54
200m	20	Jasmine CAMACHO-QUINN	JR	22.87	5/27/16	3	0.42	3.42
200m	45	Kayelle CLARKE	SR	23.10w	5/11/17	0.125	0.06	0.19
Steeple	10	Katy KUNC	SR	9:55.59		12	1.18	13.18
100H	4	Jasmine CAMACHO-QUINN	JR	12.69	3/30/17	24	2.97	26.97
100H	25	Jacklyn HOWELL	SR	13.18	5/11/17	0.95	0.28	1.23
HJ	17	Ellen EKHOLM	SO	1.82m	5-11½	5/27/17	4.5	0.35 4.85
PV	3	Olivia GRUVER	JR	4.50m	14-9		26	3.27 29.27
LJ	37	Latavia COOMBS	JR	6.26m	20-6½	4/15/17	0.35	0.00 0.35
TJ	7	Marie-Josée EBWEA-BILE	JR	13.69mw	44-11	6/10/17	18	1.84 19.84
TJ	8	Latavia COOMBS	JR	13.56m	44-6	4/15/17	16	1.33 17.33
Team Total								138.18

13



Purdue

Big Ten Conference

8

Event	Scrd As	Athlete	Yr	Scored Mark	Date	Pl. Pts.	Bonus	TOTAL
Scored bests come from CURRENT season								
400	48	Jahneya MITCHELL	SR	53.27	3/16/18	0.05	0.01	0.06
Scored bests come from PRE-SEASON DATA								
100	24	Devynne CHARLTON	SR	11.30w	4/14/17	1	0.31	1.31
100	39	Savannah CARSON	SR	11.35	4/23/16	0.275	0.17	0.45
200m	15	Savannah ROBERSON	SR	22.81w	5/12/17	6	0.51	6.51
200m	40	Devynne CHARLTON	SR	23.05w	4/14/17	0.25	0.14	0.39
400	11	Brionna THOMAS	SR	52.22	5/27/17	10	0.85	10.85
400	31	Chloe ABBOTT	SO	52.88	5/27/17	0.65	0.24	0.89
100H	2	Devynne CHARLTON	SR	12.67w	5/12/17	28	3.15	31.15
100H	27	Savannah ROBERSON	SR	13.21w	5/12/17	0.85	0.20	1.05
400H	2	Symone BLACK	SR	56.01	5/12/17	28	3.15	31.15
HJ	17	Janae MOFFITT	JR	1.82m	5-11½	5/15/16	4.5	0.35 4.85
LJ	4	Savannah CARSON	SR	6.66m	21-10¼	4/14/17	24	2.62 26.62
DISC	11	Micaela HAZLEWOOD	SR	56.75m	186-2	4/14/17	10	0.73 10.73
HT	36	Sarah LOESCH	JR	60.49m	198-5	5/12/17	0.4	0.00 0.40
HT	42	Micaela HAZLEWOOD	SR	60.17m	197-5	4/21/17	0.2	0.00 0.20
Team Total								126.59

"Scrd As", short for "Scored As", Standing used for place points portion of performance's score combining preseason data (when applied) to current season data

Numbers in BLACK are both the performance's actual NCAA rank AND "scored as" rank Numbers in RED indicate actual NCAA rank does not exist or is worse than "scored as" rank Numbers in BLUE indicate actual NCAA rank is better than "scored as" rank

USTFCCCA Non-Member

Non-Member Schools Will NOT be ranked, beginning Week 2



USTFCCCA NCAA Division I National Team Computer Rankings

as of 3/20/2018 12:30:40 PM

2018 Outdoor Track & Field, Preseason

Only those who score >0.01 pts are shown
D denotes multiple-event rule in affect

WOMEN

14



Arizona State

Pac-12 Conference

▼ 4

Event	Scrd As	Athlete	Yr	Scored Mark	Date	Pl. Pts.	Bonus	TOTAL	
Scored bests come from PRE-SEASON DATA									
▶ 800m	7	Alethia MARRERO	RS SR	2:02.67	5/29/15	18	1.58	19.58	
▶ 10k	36	Adriana OLIVAS	RS SR	33:55.75	4/5/14	0.4	0.16	0.56	
▶ 100H	25	Deshaunda MORRISON	SR	13.18w	5/27/17	0.95	0.28	1.23	
▶ 400H	13	Alethia MARRERO	RS SR	57.63	5/12/17	8	0.70	8.70	
▶ SP	3	Maggie EWEN	SR	17.57m	57-7½	4/21/17	26	2.44	28.44
▶ DISC	5	Maggie EWEN	SR	60.17m	197-5	4/21/17	22	2.41	24.41
▶ HT	1	Maggie EWEN	SR	72.81m	238-10	4/28/17	30	6.87	36.87
▶ HT	38	Kaylee ANTILL	SO	60.45m	198-4	4/28/17	0.3	0.00	0.30
Team Total								120.08	

15



Colorado

Pac-12 Conference

▼ 3

Event	Scrd As	Athlete	Yr	Scored Mark	Date	Pl. Pts.	Bonus	TOTAL	
Scored bests come from PRE-SEASON DATA									
▶ 800m	18	Dani JONES	JR	2:04.35	4/21/17	D	4	0.57	2.57
▶ 1500	2	Dani JONES	JR	4:10.74			28	1.94	29.94
▶ 1500	31	Sage HURTA	SO	4:18.42	4/21/17		0.65	0.16	0.81
▶ 1500	48	Madison BOREMAN	SO	4:19.61	4/28/17		0.05	0.01	0.06
▶ Steeple	3	Madison BOREMAN	SO	9:46.48	6/10/17		26	2.51	28.51
▶ Steeple	4	Erin CLARK	RS SR	9:48.72	5/14/16		24	2.14	26.14
▶ Steeple	20	Val CONSTIEN	RS JR	10:05.65	5/14/16		3	0.46	3.46
▶ Steeple	22	Sage HURTA	SO	10:07.87	5/13/17		2	0.34	2.34
▶ 5000m	24	Kaitlyn BENNER	RS JR	15:56.52	4/1/16		1	0.34	1.34
▶ 5000m	26	Erin CLARK	RS SR	15:57.54	4/4/15		0.9	0.31	1.21
▶ 5000m	36	Makena MORLEY	SO	16:02.15	4/21/17		0.4	0.14	0.54
▶ 10k	9	Erin CLARK	RS SR	33:03.22		D	14	1.13	3.13
▶ 10k	14	Makena MORLEY	SO	33:29.22	5/13/17		7	0.53	7.53
▶ 10k	20	Annie KELLY	SR	33:39.35	5/13/17		3	0.39	3.39
▶ 10k	24	Melanie NUN	SR	33:46.49	5/13/17		1	0.29	1.29
▶ 10k	30	Mackenzie CALDWELL	RS JR	33:52.08	5/14/16		0.7	0.21	0.91
▶ HJ	49	Rajon O'QUINN	SR	1.78m	5-10	4/13/17	0.025	0.00	0.03
▶ SP	43	Mariah WALKER	RS JR	15.72m	51-7	4/23/16	0.175	0.00	0.17
Team Total								113.35	

16



Nebraska

Big Ten Conference

Event	Scrd As	Athlete	Yr	Scored Mark	Date	Pl. Pts.	Bonus	TOTAL
Scored bests come from PRE-SEASON DATA								
▶ 400	41	Kierra GRIGGS	SO	53.03	4/28/17	0.225	0.15	0.37
▶ 100H	24	Jasmine BARGE	JR	13.15w	4/28/17	1	0.37	1.37
▶ 100H	42	Chanel FREEMAN	JR	13.35	3/26/16	0.2	0.00	0.20
▶ 400H	11	Jasmine BARGE	JR	57.59	4/28/17	10	0.75	10.75
▶ 400H	33	Michaela PESKOVA	SO	58.62	4/28/17	0.55	0.00	0.55
▶ HJ	9	Reka CZUTH	SR	1.84m	6-½ 4/9/16	14	0.90	14.90
▶ PV	18	Andrianna JACOBS	SO	4.20m	13-9½ 5/27/17	4	0.24	4.24
▶ LJ	30	Reka CZUTH	SR	6.30mw	20-8 5/15/16	0.7	0.06	0.76
▶ TJ	12	Angela MERCURIO	SR	13.38m	43-10½ 5/27/17	9	0.76	9.76
▶ SP	9	Toni TUPPER	JR	17.07m	56-0 5/27/17	14	1.24	15.24
▶ DISC	18	Alex MEYER	JR	55.93m	183-6 3/24/17	4	0.51	4.51
▶ JAV	5	Sarah FIRESTONE	SR	56.15m	184-2 5/17/15	22	1.97	23.97
▶ JAV	10	Brittni WOLCZYK	JR	54.48m	178-9 5/12/17	12	1.16	13.16
▶ JAV	20	Danielle PLANK	RS SR	51.57m	169-2 4/20/16	3	0.36	3.36
▶ JAV	49	Sydney OTTO	SO	48.15m	157-11 5/27/17	0.025	0.00	0.03
Team Total								103.16

17



Oklahoma

Big 12 Conference

▲ 55

Event	Scrd As	Athlete	Yr	Scored Mark	Date	Pl. Pts.	Bonus	TOTAL
Scored bests come from PRE-SEASON DATA								
▶ 100	12	Leya BUCHANAN	SR	11.15w	5/12/17	9	0.86	9.86
▶ 100	39	Ama PIPI	SR	11.35w	5/12/17	0.275	0.17	0.45
▶ 200m	17	Ama PIPI	SR	22.83w	5/12/17	4.5	0.48	4.98
▶ 400	38	Ama PIPI	SR	52.96	3/25/17	0.3	0.19	0.49
▶ PV	4	Mackenzie SHELL	JR	4.41m	14-5½	24	2.02	26.02
▶ PV	15	Meagan GRAY	JR	4.21m	13-9½	6	0.30	6.30
▶ SP	1	Jessica WOODARD	SR	18.36m	60-3	30	4.82	34.82
▶ SP	23	Meia GORDON	SO	16.27m	53-4½	1.5	0.24	1.74
▶ DISC	13	Jessica WOODARD	SR	56.64m	185-10	8	0.70	8.70
▶ DISC	19	Meia GORDON	SO	55.80m	183-1	3.5	0.47	3.97
▶ HT	25	Ashley BRYANT	SR	61.94m	203-2	0.95	0.14	1.09
▶ JAV	24	Gabrielle KEARNEY	SO	50.77m	166-7	1	0.14	1.14
▶ HEPT	30	Makayla STEPHENS	SR	5,336	5/17/15	0.7	0.00	0.70
Team Total								100.25

"Scrd As", short for "Scored As", Standing used for place points portion of performance's score combining preseason data (when applied) to current season data

Numbers in BLACK are both the performance's actual NCAA rank AND "scored as" rank Numbers in RED indicate actual NCAA rank does not exist or is worse than "scored as" rank Numbers in BLUE indicate actual NCAA rank is better than "scored as" rank

USTFCCCA Non-Member

Non-Member Schools Will NOT be ranked, beginning Week 2



USTFCCCA NCAA Division I National Team Computer Rankings

as of 3/20/2018 12:30:40 PM

2018 Outdoor Track & Field, Preseason

Only those who score >0.01 pts are shown
D denotes multiple-event rule in affect

WOMEN

18



Michigan

Big Ten Conference

▲ 3

Event	Scrd As	Athlete	Yr	Scored Mark	Date	Pl. Pts.	Bonus	TOTAL
Scored bests come from PRE-SEASON DATA								
800m	32	Jamie MORRISSEY	SR	2:05.56	5/12/17	0.6	0.23	0.83
800m	36	Jaimie PHELAN	SR	2:05.78	5/12/17	0.4	0.17	0.57
1500	10	Jaimie PHELAN	SR	4:11.92		12	1.48	13.48
1500	18	Haley MEIER	SR	4:15.65	5/27/17	4	0.51	4.51
1500	26	Jamie MORRISSEY	SR	4:17.57	5/27/17	0.9	0.26	1.16
Steeple	11	Claire BORCHERS	SR	9:56.57	5/27/17	10	1.07	11.07
Steeple	25	Sarah ZIEVE	SR	10:09.22	5/27/17	0.95	0.27	1.22
5000m	16	Gina SERENO	RS SR	15:49.17	4/13/17	5	0.76	5.76
10k	4	Erin FINN	RS SR	32:41.65	6/8/14	24	1.88	25.88
10k	16	Gina SERENO	RS SR	33:35.16	6/11/16	5	0.45	5.45
400H	30	Sami MICHELL	RS JR	58.46	5/17/15	0.7	0.09	0.79
HJ	9	Kayla KIEFFER-WRIGHT	SR	1.84m	5/12/17	14	0.90	14.90
SP	48	Kayla DEERING	RS JR	15.50m	5/17/15	0.05	0.00	0.05
HT	49	Courtney JACOBSEN	SO	59.64m	3/24/17	0.025	0.00	0.03
HEPT	17	Aaron HOWELL	SR	5,538	5/15/16	4.5	0.55	5.05
Team Total								90.73

19



Florida State

Atlantic Coast Conference

unch

Event	Scrd As	Athlete	Yr	Scored Mark		Date	Pl. Pts.	Bonus	TOTAL
Scored bests come from CURRENT season									
► DISC	16	Shanice LOVE	SO	56.38m	184-11	3/16/18	5	0.63	5.63
Scored bests come from PRE-SEASON DATA									
► 100	18	Shauna HELPS	JR	11.26		5/12/17	4	0.41	4.41
► 200m	42	Shauna HELPS	JR	23.06		3/30/17	0.2	0.12	0.32
► 400	9	Shaquania DORSETT	JR	52.13		5/27/17	14	1.00	15.00
► 100H	14	Cortney JONES	SO	13.06		3/24/17	7	0.62	7.62
► HJ	17	Eleonora OMOREGIE	SO	1.82m	5-11½	5/12/17	4.5	0.35	4.85
► SP	7	Gleneve GRANGE	SR	17.29m	56-8½	5/12/17	18	1.69	19.69
► SP	49	Ieva ZARANKAITE	SR	15.49m	50-10	4/26/17	0.025	0.00	0.03
► DISC	9	Gleneve GRANGE	SR	57.02m	187-1	5/12/17	14	0.81	14.81
► DISC	25	Ieva ZARANKAITE	SR	54.62m	179-2	5/12/17	0.95	0.15	1.10
► JAV	9	Laura PAREDES	RS FR	54.86m	180-0	3/1/17	14	1.29	15.29
Team Total									88.74

20



Virginia Tech

Atlantic Coast Conference

▼ 9

Event	Scrd As	Athlete	Yr	Scored Mark		Date	Pl. Pts.	Bonus	TOTAL
Scored bests come from PRE-SEASON DATA									
▶ 200m	37	Courtney BLANDEN	SR	23.01		4/21/17	0.35	0.20	0.55
▶ 400	12	Courtney BLANDEN	SR	52.24		5/12/17	9	0.83	9.83
▶ 800m	7	Rachel POCRATSKY	JR	2:02.67		5/12/17	18	1.58	19.58
▶ 800m	31	Laurie BARTON	SO	2:05.48		5/12/17	0.65	0.25	0.90
▶ 1500	37	Katie KENNEDY	SR	4:18.83		5/27/17	0.35	0.11	0.46
▶ 1500	45	Rachel POCRATSKY	RS SO	4:19.41		5/13/16	0.125	0.03	0.16
▶ Steeple	8	Sarah EDWARDS	SO	9:52.89		5/27/17	16	1.48	17.48
▶ Steeple	30	Mikayla RICHARDSON	SO	10:11.89		5/12/17	0.7	0.13	0.83
▶ 400H	20	Nora MCKIVER	SR	57.87		5/12/17	3	0.45	3.45
▶ PV	41	Olivia PRIVITERA	SR	4.10m	13-5½	5/27/17	0.225	0.00	0.22
▶ TJ	27	Eszter BAJNOK	SO	13.05m	42-9¾	5/12/17	0.85	0.16	1.01
▶ HT	7	Emma THOR	SO	64.69m	212-3	3/30/17	18	1.06	19.06
▶ HT	14	Pavla KUKLOVA	JR	63.45m	208-2		7	0.55	7.55
Team Total									81.07

21



San Diego State

Mountain West Conference

▲ 11

Event	Scrd As	Athlete	Yr	Scored Mark	Date	Pl. Pts.	Bonus	TOTAL
Scored bests come from PRE-SEASON DATA								
▶ 100	4	Ashley HENDERSON	SR	10.96w	6/11/16	24	2.20	26.20
▶ 100	31	Simone GLENN	SR	11.32w	5/27/17	0.65	0.25	0.90
▶ 200m	4	Ashley HENDERSON	SR	22.35w	5/27/17	24	2.19	26.19
▶ 200m	33	Simone GLENN	SR	22.98w	5/27/17	0.55	0.25	0.80
▶ 100H	34	Sierra BRABHAM-LAWRENCE	JR	13.29w	5/13/17	0.5	0.00	0.50
▶ 100H	42	Andrenette KNIGHT	SO	13.35w	5/13/17	0.2	0.00	0.20
▶ 400H	18	Andrenette KNIGHT	SO	57.80		4	0.49	4.49
▶ 400H	24	Madison GIPSON	RS SR	58.02	5/11/16	1	0.36	1.36
▶ PV	8	Bonnie DRAXLER	SR	4.35m	14-3¾ 4/14/17	16	1.34	17.34
▶ PV	29	Marissa BERRY	JR	4.17m	13-8¾ 4/1/17	0.75	0.07	0.82
Team Total								78.79

"Scrd As", short for "Scored As", Standing used for place points portion of performance's score combining preseason data (when applied) to current season data

Numbers in BLACK are both the performance's actual NCAA rank AND "scored as" rank Numbers in RED indicate actual NCAA rank does not exist or is worse than "scored as" rank Numbers in BLUE indicate actual NCAA rank is better than "scored as" rank

USTFCCCA Non-Member

Non-Member Schools Will NOT be ranked, beginning Week 2



USTFCCCA NCAA Division I National Team Computer Rankings

as of 3/20/2018 12:30:41 PM

2018 Outdoor Track & Field, Preseason

Only those who score >0.01 pts are shown
D denotes multiple-event rule in affect

WOMEN

22



Ole Miss

Southeastern Conference

7

Event	Scrd As	Athlete	Yr	Scored Mark	Date	Pl. Pts.	Bonus	TOTAL	
Scored bests come from PRE-SEASON DATA									
▶ 100	31	Shannon RAY	SR	11.32w	5/16/15	0.65	0.25	0.90	
▶ 800m	27	Maddie MCHUGH	JR	2:05.23	4/13/17	0.85	0.32	1.17	
▶ 1500	39	Shelby BROWN	SR	4:19.09	4/21/17	0.275	0.07	0.35	
▶ Steeple	21	Shelby BROWN	SR	10:06.67	5/27/17	2.5	0.40	2.90	
▶ 10k	25	Anna BRASWELL	SR	33:47.22	3/31/17	0.95	0.28	1.23	
▶ PV	10	Lindsey MURRAY	RS JR	4.34m	14-2%	4/30/16	12	1.23	13.23
▶ SP	2	Janeah STEWART	SR	17.86m	58-7%	4/6/17	28	3.31	31.31
▶ DISC	15	Janeah STEWART	SR	56.39m	185-0	3/30/17	6	0.63	6.63
▶ HT	7	Janeah STEWART	SR	64.69m	212-3	3/30/17	18	1.06	19.06
Team Total								76.78	

24



Notre Dame

Atlantic Coast Conference

Event	Scrd As	Athlete	Yr	Scored Mark	Date	Pl. Pts.	Bonus	TOTAL	
Scored bests come from PRE-SEASON DATA									
▶ 800m	9	Jessica HARRIS	JR	2:03.23	4/21/17	D	14	1.10	3.10
▶ 1500	8	Jessica HARRIS	JR	4:11.67	5/27/17		16	1.58	17.58
▶ 5000m	7	Anna ROHRER	SO	15:43.07	4/21/17		18	1.39	19.39
▶ 10k	1	Anna ROHRER	SO	31:58.99	3/31/17		30	3.81	33.81
▶ 10k	43	Alexa PELLETIER	SR	33:59.73	3/31/17	0.175	0.10	0.28	0.50
▶ 400H	34	Jordan SHEAD	SR	58.69	5/12/17	0.5	0.00	0.50	
▶ SP	30	Indi JACKSON	SR	15.96m	52-4%	4/6/17	0.7	0.00	0.70
▶ SP	36	Abbey KAPITAN	SO	15.81m	51-10%	5/12/17	0.4	0.00	0.40
Team Total								75.75	

23



Tennessee

Southeastern Conference

39

Event	Scrd As	Athlete	Yr	Scored Mark		Date	Pl. Pts.	Bonus	TOTAL	
Scored bests come from PRE-SEASON DATA										
▶ 100	34	Shania COLLINS	JR	11.34		5/11/17	0.5	0.20	0.70	
▶ 200m	15	Shania COLLINS	JR	22.81		5/27/17	6	0.51	6.51	
▶ 200m	19	Felecia MAJORS	RS SR	22.85		5/12/16	D	3.5	0.45	2.45
▶ 400	2	Felecia MAJORS	RS SR	51.29		5/12/16	28	2.53	30.53	
▶ 400	39	Layla WHITE	JR	52.98		5/26/16	0.275	0.18	0.45	
▶ LJ	18	Cidaea' WOODS	JR	6.40m	21-0	5/11/17	4	0.50	4.50	
▶ TJ	42	Cidaea' WOODS	JR	12.78mw	41-11½	5/14/16	0.2	0.00	0.20	
▶ SP	19	Stamatia SCARVELIS	JR	16.56m	54-4	4/28/17	3.5	0.55	4.05	
▶ DISC	30	Stamatia SCARVELIS	JR	54.06m	177-4	4/28/17	0.7	0.00	0.70	
▶ HT	5	Stamatia SCARVELIS	JR	65.26m	214-1	4/28/17	22	1.36	23.36	
▶ HEPT	21	Maya NEAL	JR	5,443		5/11/17	2.5	0.21	2.71	
Team Total									76.15	

25



Alabama

Southeastern Conference

3

Event	Scrd As	Athlete	Yr	Scored Mark		Date	Pl. Pts.	Bonus	TOTAL
Scored bests come from CURRENT season									
▶ JAV	32	Tianah LIST	FR	50.07m	164-3	3/16/18	0.6	0.00	0.60
Scored bests come from PRE-SEASON DATA									
▶ 100	27	Symone DARIUS	SO	11.31w		5/27/17	0.85	0.28	1.13
▶ 400	17	Takyera ROBERSON	SO	52.41		5/27/17	4.5	0.62	5.12
▶ 10k	33	Rachael REDDY	RS SO	33:55.23		4/1/16	0.55	0.16	0.71
▶ HJ	9	Stacey DESTIN	JR	1.84m	6-½	5/11/17	14	0.90	14.90
▶ LJ	13	Filippa FOTOPOULOU	SR	6.46mw	21-2½	4/28/17	8	0.76	8.76
▶ LJ	20	Kiara WILLIAMS	JR	6.39mw	20-11½	4/28/17	3	0.45	3.45
▶ SP	8	Haley TEEL	SR	17.08m	56-½	4/28/17	16	1.26	17.26
▶ SP	11	Portious WARREN	JR	16.90m	55-5½	4/24/17	10	0.90	10.90
▶ DISC	47	Haley TEEL	SR	52.34m	171-8	4/28/17	0.075	0.00	0.08
▶ HT	18	Danielle MCCONNELL	SR	63.15m	207-2	5/27/17	4	0.47	4.47
▶ JAV	16	Samantha ZELDEN	SO	52.60m	172-7	5/27/17	5	0.64	5.64
Team Total									73.03

"Scrd As", short for "Scored As", Standing used for place points portion of performance's score combining preseason data (when applied) to current season data

Numbers in BLACK are both the performance's actual NCAA rank AND "scored as" rank Numbers in RED indicate actual NCAA rank does not exist or is worse than "scored as" rank Numbers in BLUE indicate actual NCAA rank is better than "scored as" rank

USTFCCCA Non-Member

Non-Member Schools Will NOT be ranked, beginning Week 2



USTFCCCA NCAA Division I National Team Computer Rankings

2018 Outdoor Track & Field, Preseason

as of 3/20/2018 12:30:41 PM

Only those who score >0.01 pts are shown
D denotes multiple-event rule in affect

WOMEN

26



UCLA

Pac-12 Conference

Event	Scrd As	Athlete	Yr	Scored Mark		Date	Pl. Pts.	Bonus	TOTAL
Scored bests come from PRE-SEASON DATA									
▶ Steeple	27	Emily SCHARMANN	RS SR	10:11.30		5/14/16	0.85	0.16	1.01
▶ Steeple	35	Carolina JOHNSON	RS SO	10:13.28		5/14/16	0.45	0.06	0.51
▶ 400H	28	Jasmine STAUFFACHER-GRAY	RS SO	58.38		5/14/16	0.8	0.14	0.94
▶ HJ	5	Mikella LEFEBVRE-OATIS	SO	1.85m	6-¾	3/31/17	22	1.28	23.28
▶ PV	18	Greta WAGNER	JR	4.20m	13-9¾	5/27/17	4	0.24	4.24
▶ PV	18	Elleyse GARRETT	SR	4.20m	13-9¾	5/27/17	4	0.24	4.24
▶ LJ	31	Jessie MADUKA	SR	6.29m	20-7¾	5/17/15	0.65	0.02	0.67
▶ TJ	20	Jessie MADUKA	SR	13.13mw	43-1	4/29/17	3	0.31	3.31
▶ SP	4	Ashlie BLAKE	JR	17.49m	57-4¾	5/27/17	24	2.20	26.20
▶ HEPT	22	Kendall GUSTAFSON	SR	5,442		4/14/16	2	0.21	2.21
▶ HEPT	23	Christina CHENAULT	JR	5,438		4/12/17	1.5	0.19	1.69
Team Total									68.28

28



Boise State

Mountain West Conference

15

Event	Scrd As	Athlete	Yr	Scored Mark		Date	Pl. Pts.	Bonus	TOTAL
Scored bests come from PRE-SEASON DATA									
▶ 800m	12	Sadi HENDERSON	JR	2:03.56c	(2:04.18)	5/10/17	9	0.89	9.89
▶ 1500	28	Allie OSTRANDER	SO	4:18.19		4/13/17	0.8	0.19	0.99
▶ Steeple	1	Allie OSTRANDER	SO	9:41.31		6/10/17	30	3.38	33.38
▶ Steeple	36	Minttu HUKKA	RS SO	10:13.48		5/27/16	0.4	0.05	0.45
▶ 5000m	11	Allie OSTRANDER	SO	15:46.18		6/10/17	D	10	1.05
▶ 5000m	25	Clare O'BRIEN	SO	15:57.36		3/31/17	0.95	0.31	1.26
▶ 10k	8	Brenna PELOQUIN	RS SO	32:58.78		6/11/16	16	1.26	17.26
▶ 10k	40	Grace MCCONNOCHIE	SR	33:58.48		4/13/17	0.25	0.12	0.37
Team Total									66.64

29



Wisconsin

Big Ten Conference

33

Event	Scrd As	Athlete	Yr	Scored Mark	Date	Pl. Pts.	Bonus	TOTAL	
Scored bests come from PRE-SEASON DATA									
▶ 5000m	13	Sarah DISANZA	SR	15:48.51	6/10/17	8	0.80	8.80	
▶ 5000m	38	Amy DAVIS	JR	16:03.02	3/31/17	0.3	0.11	0.41	
▶ 5000m	40	Alicia MONSON	SO	16:04.09	3/31/17	0.25	0.07	0.32	
▶ 400H	14	Brenna DETRA	SR	57.64	5/12/17	7	0.68	7.68	
▶ HJ	14	Emma HAUGEN	JR	1.83m	6-0	5/5/17	7	0.54	7.54
▶ PV	18	Taylor AMANN	SR	4.20m	13-9½	5/27/17	4	0.24	4.24
▶ TJ	32	Chinne OKORONKWO	SO	12.97m	42-6½	5/5/17	0.6	0.02	0.62
▶ SP	38	Kennedy BLAHNIK	JR	15.78m	51-9½	5/15/16	0.3	0.00	0.30
▶ SP	47	Banke OGinni	JR	15.57m	51-1	5/27/17	0.075	0.00	0.08
▶ DISC	48	Kennedy BLAHNIK	JR	52.28m	171-6	5/5/17	0.05	0.00	0.05
▶ HT	16	Haley SHOWALTER	RS SO	63.18m	207-3	5/6/16	5	0.48	5.48
▶ JAV	19	Emma FITZGERALD	SO	51.98m	170-6	3/23/17	3.5	0.47	3.97
▶ HEPT	4	Georgia ELLENWOOD	RS SR	5,935	6/11/16	24	2.59	26.59	
▶ HEPT	42	Emma FITZGERALD	SO	5,255	5/12/17	0.2	0.00	0.20	
Team Total								66.29	

27



San Francisco

West Coast Conference

6

Event	Scrd As	Athlete	Yr	Scored Mark	Date	Pl. Pts.	Bonus	TOTAL
Scored bests come from CURRENT season								
1500	44	Marie BOUCHARD	SR	4:19.28	3/16/18	0.15	0.05	0.20
Scored bests come from PRE-SEASON DATA								
5000m	1	Charlotte TAYLOR	RS SR	15:29.07	5/5/17	30	2.94	32.94
5000m	29	Weronika PYZIK	JR	15:59.00	3/31/17	0.75	0.25	1.00
5000m	46	Elena BURKARD	RS SR	16:05.84	4/5/14	0.1	0.01	0.11
10k	2	Charlotte TAYLOR	RS SR	32:11.80	3/31/17	28	3.22	31.22
10k	23	Isabelle BRAUER	JR	33:44.11	3/31/17	1.5	0.32	1.82
Team Total								67.29

"Scrd As", short for "Scored As", Standing used for place points portion of performance's score combining preseason data (when applied) to current season data

Numbers in BLACK are both the performance's actual NCAA rank AND "scored as" rank Numbers in RED indicate actual NCAA rank does not exist or is worse than "scored as" rank Numbers in BLUE indicate actual NCAA rank is better than "scored as" rank

USTFCCCA Non-Member

Non-Member Schools Will NOT be ranked, beginning Week 2



USTFCCCA NCAA Division I National Team Computer Rankings

as of 3/20/2018 12:30:41 PM

2018 Outdoor Track & Field, Preseason

Only those who score >0.01 pts are shown
D denotes multiple-event rule in affect

WOMEN

30



South Carolina

Southeastern Conference

22

Event	Scrd As	Athlete	Yr	Scored Mark		Date	Pl. Pts.	Bonus	TOTAL
Scored bests come from CURRENT season									
▶ 400	34	Aliyah ABRAMS	JR	52.90		3/16/18	0.5	0.22	0.72
Scored bests come from PRE-SEASON DATA									
▶ 400	41	Briana HAITH	RS SR	53.03		4/1/16	0.225	0.15	0.37
▶ HJ	3	Lissa LABICHE	SO	1.87m	6-1½	5/5/16	26	2.39	28.39
▶ LJ	2	Rougui SOW	JR	6.72m	22-¾	4/7/17	28	3.39	31.39
▶ JAV	22	Shelby FREEDMAN	RS JR	51.20m	167-11	5/12/16	2	0.26	2.26
Team Total									63.14

31



Missouri

Southeastern Conference

14

Event	Scrd As	Athlete	Yr	Scored Mark		Date	Pl. Pts.	Bonus	TOTAL
Scored bests come from CURRENT season									
▶ HT	12	Rebecca KEATING	JR	63.87m	209-6	3/17/18	9	0.67	9.67
Scored bests come from PRE-SEASON DATA									
▶ 1500	19	Karissa SCHWEIZER	SR	4:15.77		4/7/17	3.5	0.49	3.99
▶ 5000m	3	Karissa SCHWEIZER	SR	15:38.93		6/10/17	26	1.84	27.84
▶ 10k	11	Jamie KEMPFER	JR	33:09.67		3/31/17	10	0.95	10.95
▶ SP	38	Gabi JACOBS	JR	15.78m	51-9½	5/27/17	0.3	0.00	0.30
▶ DISC	14	Gabi JACOBS	JR	56.58m	185-7	5/11/17	7	0.69	7.69
Team Total									60.44

32



New Mexico

Mountain West Conference

unch

Event	Scrd As	Athlete	Yr	Scored Mark	Date	Pl. Pts.	Bonus	TOTAL
Scored bests come from PRE-SEASON DATA								
Steeple	12	Charlotte PROUSE	JR	9:59.15	6/9/16	9	0.81	9.81
Steeple	40	Natasha BERNAL	JR	10:15.90	4/21/17	0.25	0.00	0.25
5000m	10	Alice WRIGHT	SR	15:45.87	5/2/15	12	1.09	13.09
5000m	14	Ednah KURGAT	JR	15:48.63	4/14/16	7	0.79	7.79
5000m	39	Charlotte PROUSE	JR	16:03.80	4/1/16	0.275	0.08	0.36
10k	3	Alice WRIGHT	SR	32:29.28	5/5/17	26	2.43	28.43
HEPT	41	Kyra MOHNS	SR	5,280	5/10/17	0.225	0.00	0.22
Team Total								59.95

33



Auburn

Southeastern Conference

Event	Scrd As	Athlete	Yr	Scored Mark		Date	Pl. Pts.	Bonus	TOTAL
Scored bests come from PRE-SEASON DATA									
▶ 100	7	Jonielle SMITH	JR	11.08w		4/14/17	18	1.24	19.24
▶ 100	39	Jenae AMBROSE	JR	11.35		4/27/17	0.275	0.17	0.45
▶ 100	47	Dominique BULLOCK	SR	11.37w		4/21/17	0.075	0.12	0.19
▶ 200m	12	Nataliah WHYTE	SO	22.77		5/11/17	9	0.58	9.58
▶ 200m	29	Jenae AMBROSE	JR	22.94w		4/14/17	0.75	0.31	1.06
▶ HJ	49	Sara ALMEN	RS SR	1.78m	5-10	5/12/13	0.025	0.00	0.03
▶ LJ	10	Dominique BULLOCK	SR	6.48m	21-3¼	4/23/16	12	0.85	12.85
▶ TJ	21	Jakayla HAND	SR	13.11m	43-¾	4/21/17	2.5	0.27	2.77
▶ DISC	27	Ivana MUZARIC	JR	54.49m	178-9	4/21/17	0.85	0.11	0.96
▶ JAV	12	Kylee CARTER	JR	53.37m	175-1	3/24/17	9	0.85	9.85
Team Total								56.98	

34



Iowa

Big Ten Conference

14

Event	Scrd As	Athlete	Yr	Scored Mark		Date	Pl. Pts.	Bonus	TOTAL
Scored bests come from PRE-SEASON DATA									
▶ 100	39	Briana GUILLORY	RS SO	11.35w		4/23/16	0.275	0.17	0.45
▶ 100	39	Brittany BROWN	SR	11.35		5/12/17	0.275	0.17	0.45
▶ 200m	2	Brittany BROWN	SR	22.30w		5/12/17	28	2.43	30.43
▶ 200m	31	Briana GUILLORY	JR	22.95		5/15/16	0.65	0.29	0.94
▶ 400	33	Briana GUILLORY	JR	52.89		4/13/17	0.55	0.23	0.78
▶ LJ	23	Jahisha THOMAS	SR	6.35mw	20-10	5/27/17	1.5	0.28	1.78
▶ TJ	27	Jahisha THOMAS	SR	13.05mw	42-9½	5/27/17	0.85	0.16	1.01
▶ DISC	7	Laulauga TAUSAGA	SO	59.37m	194-9	5/27/17	18	1.98	19.98
Team Total								55.82	

"Scrd As", short for "Scored As", Standing used for place points portion of performance's score combining preseason data (when applied) to current season data

Numbers in BLACK are both the performance's actual NCAA rank AND "scored as" rank Numbers in RED indicate actual NCAA rank does not exist or is worse than "scored as" rank Numbers in BLUE indicate actual NCAA rank is better than "scored as" rank

USTFCCCA Non-Member

Non-Member Schools Will NOT be ranked, beginning Week 2



USTFCCCA NCAA Division I National Team Computer Rankings

as of 3/20/2018 12:30:41 PM

2018 Outdoor Track & Field, Preseason

Only those who score >0.01 pts are shown
D denotes multiple-event rule in affect

WOMEN

35



Iowa State

Big 12 Conference

▼14

Event	Scrd As	Athlete	Yr	Scored Mark	Date	Pl. Pts.	Bonus	TOTAL
Scored bests come from PRE-SEASON DATA								
800m	34	Jasmine STAEBLER	JR	2:05.67	4/21/17	0.5	0.20	0.70
Steeple	49	Kelly NAUMANN	JR	10:21.45	4/26/17	0.025	0.00	0.03
10k	26	Anne FRISBIE	JR	33:49.71	3/31/17	0.9	0.24	1.14
10k	44	Erin HOOKER	RS JR	34:00.92	4/1/16	0.15	0.08	0.23
LJ	5	Jhoanmy LUQUE	SR	6.63mw 21-9	5/27/17	22	2.24	24.24
TJ	3	Jhoanmy LUQUE	SR	13.80mw 45-3½	5/12/17	26	2.42	28.42
HEPT	46	Emma WHIGHAM	JR	5,239	5/12/17	0.1	0.00	0.10

Team Total 54.86

36



Penn State

Big Ten Conference

▼7

Event	Scrd As	Athlete	Yr	Scored Mark	Date	Pl. Pts.	Bonus	TOTAL
Scored bests come from PRE-SEASON DATA								
800m	5	Danae RIVERS	SO	2:02.53	4/21/17	22	1.70	23.70
1500	20	Danae RIVERS	SO	4:16.33	3/30/17	D 3	0.42	2.42
5000m	34	Tessa BARRETT	JR	16:01.59	5/27/17	0.5	0.16	0.66
5000m	41	Jillian HUNSBERGER	JR	16:04.24	4/21/17	0.225	0.07	0.29
5000m	44	Elizabeth CHIKOTAS	JR	16:05.46	4/25/15	0.15	0.03	0.18
10k	15	Jillian HUNSBERGER	JR	33:29.40		6	0.53	6.53
10k	47	Kathryn MUNKS	SO	34:05.28	5/12/17	0.075	0.02	0.10
HJ	17	Megan MCCLOSKEY	SR	1.82m 5-11½	4/8/17	4.5	0.35	4.85
PV	41	Hannah MULHERN	SR	4.10m 13-5½	5/27/17	0.225	0.00	0.22
PV	47	Lexi MASTERSON	SR	4.08m 13-4½	4/21/17	0.075	0.00	0.08
LJ	47	Madeline HOLMBERG	JR	6.20m 20-4½	4/27/17	0.075	0.00	0.08
SP	20	Obeng MARFO	SR	16.43m 53-11	5/12/17	3	0.41	3.41
JAV	41	Stephanie SIEVERS	JR	48.70m 159-9	4/8/17	0.225	0.00	0.22
HEPT	12	Madeline HOLMBERG	JR	5,636	4/21/17	9	0.89	9.89

Team Total 52.63

37



Baylor

Big 12 Conference

▲1

Event	Scrd As	Athlete	Yr	Scored Mark	Date	Pl. Pts.	Bonus	TOTAL
Scored bests come from CURRENT season								
JAV	46	Megan SAXVANDERWEYDEN	JR	48.33m 158-6	3/16/18	0.1	0.00	0.10
Scored bests come from PRE-SEASON DATA								
100	17	Taylor BENNETT	JR	11.25w	4/22/17	4.5	0.44	4.94
100	27	Kiana HORTON	JR	11.31w	3/26/16	0.85	0.28	1.13
100	49	Raven GRANT	JR	11.39w	4/14/17	0.025	0.06	0.09
200m	6	Taylor BENNETT	JR	22.47w	5/12/17	20	1.61	21.61
200m	38	Kiana HORTON	JR	23.02	4/23/16	0.3	0.18	0.48
400	23	Leticia DE SOUZA	SR	52.74	4/22/17	1.5	0.32	1.82
10k	42	Lindsey BRADLEY	SO	33:59.56	5/12/17	0.2	0.10	0.30
400H	7	Kiana HAWN	SR	57.16	3/29/17	18	1.28	19.28

Team Total 49.76

38



Texas Tech

Big 12 Conference

▲5

Event	Scrd As	Athlete	Yr	Scored Mark	Date	Pl. Pts.	Bonus	TOTAL
Scored bests come from CURRENT season								
SP	27	Crystal ONWUKAIFE	SO	16.09m 52-9½	3/16/18	0.85	0.05	0.90
DISC	39	Seasons USUAL	FR	53.08m 174-1	3/16/18	0.275	0.00	0.28
Scored bests come from PRE-SEASON DATA								
400H	48	Mackenzie FRANK	SO	59.16	4/6/17	0.05	0.00	0.05
HJ	17	Zarriea WILLIS	JR	1.82m 5-11½	4/28/17	4.5	0.35	4.85
HJ	39	Kaylee HINTON	JR	1.79m 5-10½	5/12/17	0.275	0.00	0.28
LJ	18	Zuliat ALLI	SO	6.40mw 21-0	5/27/17	4	0.50	4.50
LJ	35	Kaylee HINTON	JR	6.27m 20-7	4/15/17	0.45	0.00	0.45
TJ	11	Paetyn REVELL	SR	13.43m 44-¾	4/30/15	10	0.86	10.86
HEPT	5	Kaylee HINTON	JR	5,869	5/12/17	22	2.13	24.13

Team Total 46.30

"Scrd As", short for "Scored As", Standing used for place points portion of performance's score combining preseason data (when applied) to current season data

Numbers in BLACK are both the performance's actual NCAA rank AND "scored as" rank Numbers in RED indicate actual NCAA rank does not exist or is worse than "scored as" rank Numbers in BLUE indicate actual NCAA rank is better than "scored as" rank

USTFCCCA Non-Member

Non-Member Schools Will NOT be ranked, beginning Week 2



USTFCCCA NCAA Division I National Team Computer Rankings

as of 3/20/2018 12:30:42 PM

2018 Outdoor Track & Field, Preseason

Only those who score >0.01 pts are shown
D denotes multiple-event rule in affect

WOMEN

39



Georgia Tech

Atlantic Coast Conference

Event	Scrd As	Athlete	Yr	Scored Mark		Date	Pl. Pts.	Bonus	TOTAL
Scored bests come from PRE-SEASON DATA									
▶ 100H	10	Jeanine WILLIAMS	JR	12.99		5/12/17	12	0.90	12.90
▶ PV	41	Ksenia NOVIKOVA	SR	4.10m	13-5%	3/30/17	0.225	0.00	0.22
▶ LJ	11	Bria MATTHEWS	RS SO	6.47m	21-2%	5/13/16	10	0.81	10.81
▶ TJ	6	Bria MATTHEWS	RS SO	13.73m	45-¾	5/13/16	20	2.05	22.05
Team Total								45.98	

40



Kansas

Big 12 Conference

22

Event	Scrd As	Athlete	Yr	Scored Mark	Date	Pl. Pts.	Bonus	TOTAL	
Scored bests come from PRE-SEASON DATA									
▶ 100	45	Zainab SANNI	RS SR	11.36w	4/20/16	0.125	0.14	0.27	
▶ 800m	28	Marleena EUBANKS	JR	2:05.34	5/19/16	0.8	0.29	1.09	
▶ Steeple	43	Courtney COPPINGER	SR	10:19.62	5/12/17	0.175	0.00	0.17	
▶ Steeple	46	Alaina SCHROEDER	JR	10:21.37	5/12/17	0.1	0.00	0.10	
▶ 5000m	32	Sharon LOKEDI	SR	16:00.60	4/21/17	0.6	0.20	0.80	
▶ 10k	5	Sharon LOKEDI	SR	32:46.10		22	1.68	23.68	
▶ HJ	39	LaTyria JEFFERSON	JR	1.79m	5-10%	5/27/17	0.275	0.00	0.28
▶ PV	11	Laura TAYLOR	SR	4.31m	14-1%	5/12/17	10	0.89	10.89
▶ PV	15	Alexis ROMERO	JR	4.21m	13-9%	5/12/17	6	0.30	6.30
▶ JAV	23	Shaylyn STALLBAUMER	JR	51.02m	167-4	4/23/16	1.5	0.21	1.71
Team Total								45.28	

41



Mississippi State

Southeastern Conference

3

Event	Scrd As	Athlete	Yr	Scored Mark	Date	Pl. Pts.	Bonus	TOTAL	
Scored bests come from PRE-SEASON DATA									
▶ 400	37	Keturah SMITH	SR	52.95	5/27/17	0.35	0.19	0.54	
▶ 800m	22	Rhianwedd PRICE	SR	2:05.00	4/10/15	D	2	0.38	2.38
▶ 1500	1	Rhianwedd PRICE	SR	4:09.56	6/13/15	30	2.41	32.41	
▶ Steeple	13	Antonia HEHR	RS SO	9:59.32	5/27/16	8	0.80	8.80	
▶ TJ	34	Alexis FARLEY	SO	12.93mw	42-5%	4/22/17	0.5	0.00	0.50
▶ HT	40	Brianna SMITH	SR	60.38m	198-1	4/13/17	0.25	0.00	0.25
Team Total								44.89	

42



Eastern Michigan

Mid-American Conference

10

Event	Scrd As	Athlete	Yr	Scored Mark		Date	Pl. Pts.	Bonus	TOTAL
Scored bests come from PRE-SEASON DATA									
▶ Steeple	7	Sofie GALLEIN	SR	9:52.66		5/29/15	18	1.50	19.50
▶ Steeple	28	Alsu BOGDANOVA	SR	10:11.49		5/11/17	0.8	0.15	0.95
▶ 5000m	8	Alsu BOGDANOVA	SR	15:43.84		6/10/17	16	1.31	17.31
▶ 5000m	27	Jordann MCDERMITT	SR	15:58.05		4/13/17	0.85	0.29	1.14
▶ 10k	18	Jordann MCDERMITT	SR	33:37.37		3/31/17	4	0.42	4.42
▶ PV	41	Janina POLLATZ	RS SR	4.10m	13-5%	4/23/16	0.225	0.00	0.22
▶ TJ	35	Dace DREIMANE	SR	12.91mw	42-4%	5/28/16	0.45	0.00	0.45
Team Total									43.99

43



Washington

Pac-12 Conference

unch

Event	Scrd As	Athlete	Yr	Scored Mark	Date	Pl. Pts.	Bonus	TOTAL
Scored bests come from CURRENT season								
▶ 400H	38	Hanna TARLETON	JR	58.85	3/16/18	0.3	0.00	0.30
▶ 400H	47	Carly LESTER	JR	59.14	3/16/18	0.075	0.00	0.08
Scored bests come from PRE-SEASON DATA								
▶ 800m	21	Hannah DERBY	JR	2:04.79	4/28/17	2.5	0.44	2.94
▶ 1500	5	Amy-Eloise NEALE	SR	4:11.00	5/1/16	D 22	1.84	3.84
▶ 1500	12	Anna MAXWELL	RS JR	4:12.62		9	1.20	10.20
▶ 5000m	4	Amy-Eloise NEALE	SR	15:39.30	3/31/17	24	1.80	25.80
▶ 400H	35	Darhian MILLS	SO	58.77	5/13/17	0.45	0.00	0.45
Team Total								43.61

44



UNLV

Mountain West Conference

6

Event	Scrd As	Athlete	Yr	Scored Mark	Date	Pl. Pts.	Bonus	TOTAL
Scored bests come from PRE-SEASON DATA								
100	2	Destiny SMITH-BARNETT	SR	10.94w	5/13/17	28	2.37	30.37
100	34	Drea AUSTIN	SR	11.34w	5/13/16	0.5	0.20	0.70
200m	21	Najia HUDSPETH	SR	22.89	5/13/17	2.5	0.38	2.88
200m	24	Destiny SMITH-BARNETT	SR	22.91	5/13/17	1	0.35	1.35
100H	19	Taylor PEGRAM	SR	13.11w	5/13/17	3.5	0.48	3.98
HEPT	19	Stella CLEMENS	JR	5,451	5/10/17	3.5	0.24	3.74
Team Total								43.02

"Scrd As", short for "Scored As", Standing used for place points portion of performance's score combining preseason data (when applied) to current season data

Numbers in BLACK are both the performance's actual NCAA rank AND "scored as" rank Numbers in RED indicate actual NCAA rank does not exist or is worse than "scored as" rank Numbers in BLUE indicate actual NCAA rank is better than "scored as" rank

USTFCCCA Non-Member

Non-Member Schools Will NOT be ranked, beginning Week 2



2018 Outdoor Track & Field, Preseason

Only those who score >0.01 pts are shown
D denotes multiple-event rule in affect

WOMEN

45



North Dakota State

The Summit League

Event	Scrd As	Athlete	Yr	Scored Mark	Date	Pl. Pts.	Bonus	TOTAL
Scored bests come from CURRENT season								
SP	34	Courtney PASIOWITZ	SR	15.88m	52-1½	3/16/18	0.5	0.00 0.50
HT	13	Maddy NILLES	SO	63.70m	209-0	3/16/18	8	0.62 8.62
JAV	2	Alyssa OLIN	SR	58.36m	191-5	3/16/18	28	3.59 31.59
Scored bests come from PRE-SEASON DATA								
400	40	Alexis WOODS	SR	52.99	5/11/17	0.25	0.17	0.42
PV	38	Lauren GIETZEN	SR	4.11m	13-5½	5/11/17	0.3	0.00 0.30
SP	49	Shelby GUNNELLS	JR	15.49m	50-10	4/21/17	0.025	0.00 0.03
DISC	43	Maddy NILLES	JR	52.97m	173-9	4/8/17	0.175	0.00 0.17
JAV	38	Kayla HOCHHALTER	SR	48.97m	160-8	3/31/17	0.3	0.00 0.30
HEPT	33	Amanda LEVIN	SR	5,321	5/11/17	0.55	0.00	0.55
Team Total								42.48

48



Arizona

Pac-12 Conference

▼ 27

Event	Scrd As	Athlete	Yr	Scored Mark	Date	Pl. Pts.	Bonus	TOTAL
Scored bests come from PRE-SEASON DATA								
400	20	Tatum WAGGONER	RS JR	52.52	4/9/16	3	0.49	3.49
400	49	Gia TREVISAN	RS SR	53.28	4/30/16	0.025	0.00	0.03
5000m	18	Claire GREEN	SR	15:49.58	3/31/17	4	0.73	4.73
HJ	5	Lisanne HAGENS	SR	1.85m	6-¾	4/8/17	22	1.28 23.28
HJ	49	Karla TERAN	SO	1.78m	5-10	4/15/17	0.025	0.00 0.03
HEPT	14	Alyssa THOMPSON	RS SR	5,580	5/7/16	7	0.70	7.70
HEPT	45	Tiana BONDS	RS JR	5,242	4/9/15	0.125	0.00	0.13
Team Total								39.37

49



Harvard

Ivy League

▼ 20

Event	Scrd As	Athlete	Yr	Scored Mark	Date	Pl. Pts.	Bonus	TOTAL
Scored bests come from PRE-SEASON DATA								
100	12	Gabby THOMAS	JR	11.15w	5/6/17	9	0.86	9.86
100	33	Ngozi MUSA	JR	11.33w	5/6/17	0.55	0.22	0.77
200m	5	Gabby THOMAS	JR	22.37w	5/28/16	22	2.09	24.09
LJ	35	Gabby THOMAS	JR	6.27m	20-7	4/21/17	0.45	0.00 0.45
TJ	33	Simi FAJEMISIN	SO	12.96m	42-6¼	5/27/17	0.55	0.00 0.55
HEPT	20	Zoe HUGHES	SO	5,444	4/12/17	3	0.21	3.21
Team Total								38.94

50



Michigan State

Big Ten Conference

▲ 2

Event	Scrd As	Athlete	Yr	Scored Mark	Date	Pl. Pts.	Bonus	TOTAL
Scored bests come from PRE-SEASON DATA								
800m	15	Aubrey WILBERDING	RS SR	2:04.08	5/27/16	6	0.64	6.64
800m	41	Dillon MCCLINTOCK	SO	2:06.10	4/21/17	0.225	0.08	0.31
10k	31	Amber WAY	SO	33:54.70	3/24/17	0.65	0.17	0.82
HJ	39	Ellen DIPIETRO	RS JR	1.79m	5-10½	4/15/16	0.275	0.00 0.28
SP	21	Katelyn DANIELS	SR	16.40m	53-9¼	3/24/17	2.5	0.38 2.88
DISC	4	Katelyn DANIELS	SR	60.54m	198-7	6/11/16	24	2.61 26.61
JAV	37	Jade MADISON	SR	49.20m	161-5		0.35	0.00 0.35
HEPT	35	Asya REYNOLDS	JR	5,314	5/12/17	0.45	0.00	0.45
Team Total								38.34

46



Duke

Atlantic Coast Conference

▲ 6

Event	Scrd As	Athlete	Yr	Scored Mark	Date	Pl. Pts.	Bonus	TOTAL
Scored bests come from PRE-SEASON DATA								
1500	34	Madison GRANGER	RS SR	4:18.67	5/13/16	0.5	0.13	0.63
PV	8	Madison HEATH	SR	4.35m	14-3¾	4/13/17	16	1.34 17.34
PV	18	Laura MARTY	SO	4.20m	13-9¼	4/13/17	4	0.24 4.24
PV	41	Chesney WARD	SO	4.10m	13-5½	5/27/17	0.225	0.00 0.22
LJ	15	Sydnei MURPHY	SO	6.41m	21-½	4/1/17	6	0.54 6.54
JAV	11	Katelyn GOCHENOUR	SO	54.26m	178-0		10	1.10 11.10
JAV	31	Christine STREISEL	SR	50.15m	164-6	3/22/14	0.65	0.00 0.65
HEPT	25	Jaida LEMMONS	JR	5,397	5/12/17	0.95	0.05	1.00
Team Total								41.72

47



Houston

American Athletic Conference

Event	Scrd As	Athlete	Yr	Scored Mark	Date	Pl. Pts.	Bonus	TOTAL
Scored bests come from PRE-SEASON DATA								
100	51	Brianne BETHEL	SO	11.40	5/12/17		0.04	0.04
200m	47	Brianne BETHEL	SO	23.12w	5/12/17	0.075	0.03	0.11
LJ	7	Samiyah SAMUELS	SO	6.58mw	21-7¼	5/12/17	18	1.69 19.69
LJ	15	Tonyecia BURKS	SR	6.41mw	21-½	4/8/17	6	0.54 6.54
TJ	9	Tonyecia BURKS	SR	13.53m	44-4¼	4/13/17	14	1.22 15.22
Team Total								41.60

"Scrd As", short for "Scored As", Standing used for place points portion of performance's score combining preseason data (when applied) to current season data

Numbers in BLACK are both the performance's actual NCAA rank AND "scored as" rank Numbers in RED indicate actual NCAA rank does not exist or is worse than "scored as" rank Numbers in BLUE indicate actual NCAA rank is better than "scored as" rank

USTFCCCA Non-Member

Non-Member Schools Will NOT be ranked, beginning Week 2



USTFCCCA NCAA Division I National Team Computer Rankings

as of 3/20/2018 12:30:42 PM

2018 Outdoor Track & Field, Preseason

Only those who score >0.01 pts are shown
D denotes multiple-event rule in affect

WOMEN

51



NC State

Atlantic Coast Conference

Event	Scrd As	Athlete	Yr	Scored Mark	Date	Pl. Pts.	Bonus	TOTAL
Scored bests come from PRE-SEASON DATA								
1500	30	Erika KEMP	SR	4:18.38	4/14/17	0.7	0.16	0.86
5000m	5	Erika KEMP	SR	15:41.23	4/21/17	22	1.59	23.59
5000m	33	Rachel KOON	JR	16:01.55	4/21/17	0.55	0.16	0.71
5000m	35	Elly HENES	SO	16:01.73	3/24/17	0.45	0.16	0.61
5000m	37	Ryen FRAZIER	SO	16:02.39	3/24/17	0.35	0.13	0.48
10k	13	Erika KEMP	SR	33:13.44	4/4/15	8	0.84	8.84
TJ	31	Javonne ANTOINE	SR	12.98m 42-7	4/21/17	0.65	0.04	0.69
SP	26	Lauren EVANS	JR	16.16m 53-¾	5/27/17	0.9	0.13	1.03
Team Total								36.81

52



Air Force

Mountain West Conference

Event	Scrd As	Athlete	Yr	Scored Mark	Date	Pl. Pts.	Bonus	TOTAL
Scored bests come from PRE-SEASON DATA								
5000m	43	Jaci SMITH	JR	16:04.68	4/26/17	0.175	0.05	0.23
10k	32	Jaci SMITH	JR	33:54.99	3/31/17	0.6	0.17	0.77
HJ	3	Shelley SPIRES	SR	1.87m 6-1½	5/10/17	26	2.39	28.39
PV	15	Kathryn TOMCZAK	JR	4.21m 13-9¾	4/22/17	6	0.30	6.30
Team Total								35.68

53



Villanova

BIG EAST Conference

Event	Scrd As	Athlete	Yr	Scored Mark	Date	Pl. Pts.	Bonus	TOTAL
Scored bests come from PRE-SEASON DATA								
800m	3	Siofra CLEIRIGH BUTTNER	SR	2:02.11	5/27/17	26	2.05	28.05
1500	16	Nicole HUTCHINSON	JR	4:13.71	5/27/17	5	0.83	5.83
10k	28	Bella BURDA	JR	33:50.44	3/31/17	0.8	0.23	1.03
Team Total								34.91

54



New Hampshire

America East Conference

11

Event	Scrd As	Athlete	Yr	Scored Mark	Date	Pl. Pts.	Bonus	TOTAL
Scored bests come from PRE-SEASON DATA								
1500	9	Elinor PURRIER	SR	4:11.90	4/27/17	D	14	1.48 3.48
1500	40	Shannon MURDOCK	JR	4:19.11	5/11/17	0.25	0.07	0.32
Steeple	2	Elinor PURRIER	SR	9:43.65	4/15/17	28	2.98	30.98
Team Total								34.79

55



Northern Arizona

Big Sky Conference

23

Event	Scrd As	Athlete	Yr	Scored Mark	Date	Pl. Pts.	Bonus	TOTAL
Scored bests come from CURRENT season								
HT	2	Brooke ANDERSEN	SR	70.98m 232-10	3/16/18	28	5.45	33.45
Scored bests come from PRE-SEASON DATA								
800m	32	Maggie CARRUTH	JR	2:05.56	5/27/17	0.6	0.23	0.83
HT	47	Tiana HATLER-STEFICK	SR	59.85m 196-4	5/27/17	0.075	0.00	0.08
Team Total								34.35

56



Middle Tennessee

Conference USA

Event	Scrd As	Athlete	Yr	Scored Mark	Date	Pl. Pts.	Bonus	TOTAL
Scored bests come from PRE-SEASON DATA								
100	20	Janet AMPONSAH	SR	11.29	5/16/15	3	0.33	3.33
200m	22	Janet AMPONSAH	SR	22.90	5/14/17	2	0.37	2.37
400	19	Abike EGBENIYI	SR	52.49	5/14/17	D	3.5	0.53 2.53
800m	4	Abike EGBENIYI	SR	2:02.34	5/27/17	24	1.86	25.86
Team Total								34.09

"Scrd As", short for "Scored As", Standing used for place points portion of performance's score combining preseason data (when applied) to current season data

Numbers in BLACK are both the performance's actual NCAA rank AND "scored as" rank Numbers in RED indicate actual NCAA rank does not exist or is worse than "scored as" rank Numbers in BLUE indicate actual NCAA rank is better than "scored as" rank

USTFCCCA Non-Member

Non-Member Schools Will NOT be ranked, beginning Week 2



2018 Outdoor Track & Field, Preseason

Only those who score >0.01 pts are shown
D denotes multiple-event rule in affect

WOMEN

57



Clemson

Atlantic Coast Conference

▼ 9

Event	Scrd As	Athlete	Yr	Scored Mark	Date	Pl. Pts.	Bonus	TOTAL
Scored bests come from PRE-SEASON DATA								
▶ 100	19	Sabria HADLEY	SR	11.28	5/16/15	3.5	0.36	3.86
▶ 100	20	Rebekah SMITH	SO	11.29	5/12/17	3	0.33	3.33
▶ 100	27	Torie ROBINSON	SR	11.31	5/12/17	0.85	0.28	1.13
▶ 200m	25	Sabria HADLEY	SR	22.92w	4/22/17	0.95	0.34	1.29
▶ 200m	44	Deja PARRISH	RS JR	23.08	5/13/16	0.15	0.09	0.24
▶ 400	26	Deja PARRISH	RS JR	52.80	5/13/16	0.9	0.28	1.18
▶ 400	49	Malayshia GEORGE	SR	53.28	5/28/15	0.025	0.00	0.03
▶ 1500	15	Grace BARNETT	SR	4:13.62	5/27/17	6	0.85	6.85
▶ 400H	10	Markeeta THOMAS	JR	57.36	5/12/17	12	1.03	13.03
▶ 400H	27	Lakeisha WARNER	SO	58.36	5/12/17	0.85	0.15	1.00
▶ LJ	25	Angelica COLLINS	SR	6.34mw	20-9% 4/22/17	0.95	0.23	1.18
Team Total								33.13

58



Utah State

Mountain West Conference

Event	Scrd As	Athlete	Yr	Scored Mark		Date	Pl. Pts.	Bonus	TOTAL
Scored bests come from CURRENT season									
▶ SP	12	Brenn FLINT	JR	16.82m	55-2½	3/16/18	9	0.82	9.82
▶ JAV	21	Mia ESTES	SR	51.38m	168-7	3/16/18	2.5	0.31	2.81
Scored bests come from PRE-SEASON DATA									
▶ Steeple	31	Cierra SIMMONS	JR	10:12.52		4/13/17	0.65	0.10	0.75
▶ 10k	7	Alyssa SNYDER	JR	32:58.31			18	1.28	19.28
▶ SP	41	Olivia MORICONI	SR	15.77m	51-9	5/27/17	0.225	0.00	0.22
Team Total									32.88

59



Cornell

Ivy League

Event	Scrd As	Athlete	Yr	Scored Mark	Date	Pl. Pts.	Bonus	TOTAL
Scored bests come from PRE-SEASON DATA								
1500	17	Shannon HUGARD	SR	4:14.99	5/27/17	4.5	0.60	5.10
Steeple	32	Briar BRUMLEY	JR	10:13.03	4/21/17	0.6	0.07	0.67
400H	4	Taysia RADOSLAV	SR	56.48	5/8/16	24	2.24	26.24
Team Total								32.00

60



Vanderbilt

Southeastern Conference

▲ 1

Event	Scrd As	Athlete	Yr	Scored Mark	Date	Pl. Pts.	Bonus	TOTAL
Scored bests come from PRE-SEASON DATA								
▶ 400	24	Jennifer EDOBI	SR	52.75	5/27/17	1	0.31	1.31
▶ 800m	16	Courtney CLAYTON	SR	2:04.12	5/11/17	5	0.63	5.63
▶ 400H	31	Skyler CARPENTER	RS SR	58.50	5/28/15	0.65	0.06	0.71
▶ TJ	5	Simone CHARLEY	RS SR	13.77m	45-2½ 6/11/16	22	2.26	24.26
Team Total								31.92

61



Grand Canyon

Western Athletic Conference

Event	Scrd As	Athlete	Yr	Scored Mark	Date	Pl. Pts.	Bonus	TOTAL	
Scored bests come from PRE-SEASON DATA									
► DISC	2	Tarasue BARNETT	SR	61.66m	202-3	5/20/17	28	3.42	31.42
Team Total									31.42

62



Furman

Southern Conference

▼ 10

Event	Scrd As	Athlete	Yr	Scored Mark	Date	Pl. Pts.	Bonus	TOTAL
Scored bests come from PRE-SEASON DATA								
Steeple	33	Allie BUCHALSKI	RS JR	10:13.10	4/4/15	0.55	0.07	0.62
Steeple	38	Gabrielle JENNINGS	SO	10:15.12	5/27/17	0.3	0.00	0.30
5000m	2	Allie BUCHALSKI	SR	15:35.55	3/24/17	28	2.22	30.22
Team Total								31.13

63



Fresno State

Mountain West Conference

Event	Scrd As	Athlete	Yr	Scored Mark		Date	Pl. Pts.	Bonus	TOTAL
Scored bests come from CURRENT season									
▶ JAV	14	Vanja SPAIC	JR	52.93m	173-8	3/16/18	7	0.73	7.73
Scored bests come from PRE-SEASON DATA									
▶ 5000m	45	Annemarie SCHWANZ	RS SR	16:05.58		4/1/16	0.125	0.02	0.15
▶ HJ	49	Varvara KLYUCHNIKOVA	JR	1.78m	5-10	2/17/17	0.025	0.00	0.03
▶ DISC	6	Kayla HOPKINS	SR	59.38m	194-9	5/27/17	20	1.99	21.99
▶ HEPT	31	Jestena MATTSON	JR	5,333		5/10/17	0.65	0.00	0.65
Team Total									30.54

"Scrd As", short for "Scored As", Standing used for place points portion of performance's score combining preseason data (when applied) to current season data

Numbers in BLACK are both the performance's actual NCAA rank AND "scored as" rank Numbers in RED indicate actual NCAA rank does not exist or is worse than "scored as" rank Numbers in BLUE indicate actual NCAA rank is better than "scored as" rank

USTFCCCA Non-Member

Non-Member Schools Will NOT be ranked, beginning Week 2



2018 Outdoor Track & Field, Preseason

Only those who score >0.01 pts are shown
D denotes multiple-event rule in affect

WOMEN

64



Texas State

Sun Belt Conference

▲ 5

Event	Scrd As	Athlete	Yr	Scored Mark	Date	Pl. Pts.	Bonus	TOTAL
Scored bests come from PRE-SEASON DATA								
100	20	Tramesha HARDY	JR	11.29w	5/27/17	3	0.33	3.33
200m	25	Tramesha HARDY	JR	22.92w	5/27/17	0.95	0.34	1.29
400H	44	Sydni WILLIS	SR	58.96	4/28/17	0.15	0.00	0.15
HJ	5	Chelsie DECOUD	SR	1.85m 6-½	3/30/17	22	1.28	23.28
HJ	32	Courtney JOHNSON	SR	1.80m 5-10½	4/28/17	0.6	0.00	0.60
TJ	24	Myiana HEARN	SR	13.09mw 42-11½	5/27/17	1	0.24	1.24
Team Total								29.88

65




Cincinnati

American Athletic Conference

▲ 4

Event	Scrd As	Athlete	Yr	Scored Mark	Date	Pl. Pts.	Bonus	TOTAL
Scored bests come from PRE-SEASON DATA								
400	44	Bryana ROBINSON	SR	53.15	5/12/17	0.15	0.08	0.23
HJ	14	Loretta BLAUT	SR	1.83m 6-0	5/6/17	7	0.54	7.54
LJ	26	Kellsa MBAH	SR	6.32m 20-9	5/12/17	0.9	0.15	1.05
SP	13	Annette ECHIKUNWOKE	SR	16.79m 55-1	4/15/17	8	0.79	8.79
SP	38	Ashley WILLIAMS	SR	15.78m 51-9½	4/27/17	0.3	0.00	0.30
HT	11	Annette ECHIKUNWOKE	SR	63.91m 209-8	4/15/17	10	0.68	10.68
Team Total								28.58

66



Connecticut

American Athletic Conference

Event	Scrd As	Athlete	Yr	Scored Mark	Date	Pl. Pts.	Bonus	TOTAL
Scored bests come from PRE-SEASON DATA								
800m	6	Susan ANENO	JR	2:02.66	5/27/17	20	1.59	21.59
SP	17	Divine OLADIPO	SO	16.64m 54-7½	4/21/17	4.5	0.63	5.13
DISC	37	Divine OLADIPO	SO	53.13m 174-3	5/27/17	0.35	0.00	0.35
HT	44	Chanell BOTSIS	SO	60.08m 197-1	4/15/17	0.15	0.00	0.15
Team Total								27.22

67



Memphis

American Athletic Conference

▼ 29

Event	Scrd As	Athlete	Yr	Scored Mark	Date	Pl. Pts.	Bonus	TOTAL
Scored bests come from PRE-SEASON DATA								
PV	38	Dorina BAIKER	SR	4.11m 13-5½	4/28/17	0.3	0.00	0.30
JAV	4	Ashley PRYKE	JR	56.93m 186-9		24	2.49	26.49
HEPT	43	Martine BYE	RS JR	5,254	5/12/16	0.175	0.00	0.17
Team Total								26.96

68



Samford

Southern Conference

▼ 30

Event	Scrd As	Athlete	Yr	Scored Mark	Date	Pl. Pts.	Bonus	TOTAL
Scored bests come from PRE-SEASON DATA								
1500	4	Karisa NELSON	SR	4:10.91	5/5/17	24	1.88	25.88
Steeple	29	Emma GARNER	SR	10:11.76	5/11/17	0.75	0.14	0.89
Team Total								26.76

69



Akron

Mid-American Conference

▼ 37

Event	Scrd As	Athlete	Yr	Scored Mark	Date	Pl. Pts.	Bonus	TOTAL
Scored bests come from PRE-SEASON DATA								
400H	12	Jaclyn SIEFRING	SR	57.61	4/16/16	9	0.72	9.72
PV	32	Rebecca PIETSCH	SR	4.13m 13-6½	5/14/16	0.6	0.00	0.60
LJ	43	Jaclyn SIEFRING	SR	6.23mw 20-5½	5/7/16	0.175	0.00	0.17
HEPT	9	Jaclyn SIEFRING	SR	5,750	4/12/17	14	1.32	15.32
Team Total								25.81

70



Ohio State

Big Ten Conference

▲ 2

Event	Scrd As	Athlete	Yr	Scored Mark	Date	Pl. Pts.	Bonus	TOTAL
Scored bests come from PRE-SEASON DATA								
400	13	Maggie BARRIE	SR	52.27	5/27/17	8	0.79	8.79
400	43	Beatrice HANNAN	SR	53.10	5/27/17	0.175	0.11	0.28
800m	23	Julia RIZK	JR	2:05.12	4/29/17	1.5	0.35	1.85
100H	17	Chantel RAY	SR	13.09w	5/12/17	4.5	0.53	5.03
TJ	37	Mikaela SEIBERT	JR	12.86m 42-2½	4/6/17	0.35	0.00	0.35
SP	14	Sade OLATOYE	JR	16.69m 54-9½	5/12/17	7	0.68	7.68
HT	30	Sade OLATOYE	JR	61.47m 201-8	4/21/17	0.7	0.02	0.72
Team Total								24.71

"Scrd As", short for "Scored As", Standing used for place points portion of performance's score combining preseason data (when applied) to current season data

Numbers in BLACK are both the performance's actual NCAA rank AND "scored as" rank Numbers in RED indicate actual NCAA rank does not exist or is worse than "scored as" rank Numbers in BLUE indicate actual NCAA rank is better than "scored as" rank

USTFCCCA Non-Member

Non-Member Schools Will NOT be ranked, beginning Week 2



USTFCCCA NCAA Division I National Team Computer Rankings

as of 3/20/2018 12:30:43 PM

2018 Outdoor Track & Field, Preseason

Only those who score >0.01 pts are shown
D denotes multiple-event rule in affect

WOMEN

71



Portland

West Coast Conference

Event	Scrd As	Athlete	Yr	Scored Mark	Date	Pl. Pts.	Bonus	TOTAL
-------	---------	---------	----	-------------	------	----------	-------	-------

Scored bests come from PRE-SEASON DATA

▶ 1500	21	Taryn RAWLINGS	JR	4:16.42	5/12/17	2.5	0.41	2.91
▶ 10k	6	Lauren LAROCCO	RS JR	32:47.30	6/11/16	20	1.63	21.63

Team Total 24.54

72



Miami (Fla.)

Atlantic Coast Conference

▼51

Event	Scrd As	Athlete	Yr	Scored Mark	Date	Pl. Pts.	Bonus	TOTAL
-------	---------	---------	----	-------------	------	----------	-------	-------

Scored bests come from CURRENT season

▶ 400	27	Kayla JOHNSON	FR	52.82	3/16/18	0.85	0.27	1.12
-------	----	---------------	----	-------	---------	------	------	------

Scored bests come from PRE-SEASON DATA

▶ 100H	37	Stefani KERRISON	JR	13.31		5/28/16	0.35	0.00	0.35
▶ 400H	6	Anna RUNIA	JR	57.03		5/12/17	20	1.45	21.45
▶ 400H	36	Michelle ATHERLEY	RS SO	58.78		4/22/16	0.4	0.00	0.40
▶ LJ	47	Amy TAINTOR	SR	6.20m	20-4%	5/27/17	0.075	0.00	0.08
▶ TJ	43	Darlene CHARLES	SO	12.77m	41-10%	5/27/17	0.175	0.00	0.17
▶ DISC	29	Zakiya RASHID	SO	54.10m	177-6	3/30/17	0.75	0.00	0.75

Team Total 24.32

73



Washington State

Pac-12 Conference

▼21

Event	Scrd As	Athlete	Yr	Scored Mark	Date	Pl. Pts.	Bonus	TOTAL
-------	---------	---------	----	-------------	------	----------	-------	-------

Scored bests come from PRE-SEASON DATA

▶ 10k	39	Vallery KORIR	SR	33:58.17		3/31/17	0.275	0.12	0.40
▶ 400H	37	Alissa BROOKS-JOHNSON	SR	58.81		5/29/15	0.35	0.00	0.35
▶ JAV	17	Atina KAMASI	SO	52.32m	171-8	4/29/17	4.5	0.57	5.07
▶ JAV	40	Kelsey KEHL	SO	48.76m	159-11	5/13/17	0.25	0.00	0.25
▶ HEPT	8	Alissa BROOKS-JOHNSON	SR	5,803		5/17/15	16	1.68	17.68

Team Total 23.74

74



Tennessee Tech

Ohio Valley Conference

Event	Scrd As	Athlete	Yr	Scored Mark	Date	Pl. Pts.	Bonus	TOTAL
-------	---------	---------	----	-------------	------	----------	-------	-------

Scored bests come from PRE-SEASON DATA

▶ 400	7	NaAsha ROBINSON	JR	52.00	5/27/17	18	1.23	19.23
▶ 400	21	D'Airien JACKSON	JR	52.64	3/26/16	2.5	0.38	2.88

Team Total 22.11

75



North Dakota

Big Sky Conference

Event	Scrd As	Athlete	Yr	Scored Mark	Date	Pl. Pts.	Bonus	TOTAL
-------	---------	---------	----	-------------	------	----------	-------	-------

Scored bests come from PRE-SEASON DATA

▶ DISC	28	Molli DETLOFF	SR	54.33m	178-3	3/17/17	0.8	0.07	0.87
▶ HT	6	Molli DETLOFF	SR	64.98m	213-2	5/27/17	20	1.21	21.21

Team Total 22.07

76



Indiana

Big Ten Conference

▼57

Event	Scrd As	Athlete	Yr	Scored Mark	Date	Pl. Pts.	Bonus	TOTAL
-------	---------	---------	----	-------------	------	----------	-------	-------

Scored bests come from PRE-SEASON DATA

▶ 800m	47	Brenna CALDER	SR	2:06.31	5/12/17	0.075	0.03	0.10	
▶ 1500	41	Brenna CALDER	SR	4:19.12	5/26/16	0.225	0.07	0.29	
▶ 5000m	9	Katherine RECEVEUR	JR	15:44.80	6/10/17	14	1.20	15.20	
▶ 5000m	31	Margaret ALLEN	JR	16:00.48	3/31/17	0.65	0.20	0.85	
▶ 10k	38	Margaret ALLEN	JR	33:56.37	5/12/17	0.3	0.15	0.45	
▶ SP	17	Khayla DAWSON	SO	16.64m	54-7%	4/14/17	4.5	0.63	5.13

Team Total 22.03

77



South Dakota

The Summit League

Event	Scrd As	Athlete	Yr	Scored Mark	Date	Pl. Pts.	Bonus	TOTAL
-------	---------	---------	----	-------------	------	----------	-------	-------

Scored bests come from PRE-SEASON DATA

▶ PV	6	Helen FALDA	SO	4.38m	14-4%	4/14/17	20	1.68	21.68
------	---	-------------	----	-------	-------	---------	----	------	-------

Team Total 21.68

"Scrd As", short for "Scored As", Standing used for place points portion of performance's score combining preseason data (when applied) to current season data

Numbers in BLACK are both the performance's actual NCAA rank AND "scored as" rank Numbers in RED indicate actual NCAA rank does not exist or is worse than "scored as" rank Numbers in BLUE indicate actual NCAA rank is better than "scored as" rank

USTFCCCA Non-Member

Non-Member Schools Will NOT be ranked, beginning Week 2



USTFCCCA NCAA Division I National Team Computer Rankings

2018 Outdoor Track & Field, Preseason

as of 3/20/2018 12:30:43 PM

Only those who score >0.01 pts are shown
D denotes multiple-event rule in affect

WOMEN

78



Providence

BIG EAST Conference

▼ 6

Event	Scrd As	Athlete	Yr	Scored Mark	Date	Pl. Pts.	Bonus	TOTAL
Scored bests come from PRE-SEASON DATA								
1500	11	Millie PALADINO	SR	4:12.54	5/27/17	10	1.23	11.23
10k	17	Sarah COLLINS	RS SR	33:36.36	5/11/14	4.5	0.43	4.93
10k	21	Catarina ROCHA	RS JR	33:40.30	4/1/16	2.5	0.37	2.87
Team Total								19.04

79



California

Pac-12 Conference

Event	Scrd As	Athlete	Yr	Scored Mark	Date	Pl. Pts.	Bonus	TOTAL
Scored bests come from CURRENT season								
DISC	49	Amarie BREMEL	SR	52.27m	3/3/18	0.025	0.00	0.03
HT	21	Camryn ROGERS	FR	62.33m	3/3/18	2.5	0.25	2.75
Scored bests come from PRE-SEASON DATA								
800m	30	Jordyn COLTER	JR	2:05.46	4/28/17	0.7	0.26	0.96
800m	37	Rebecca CROFT	JR	2:05.81	4/8/17	0.35	0.16	0.51
5000m	49	Marissa WILLIAMS	JR	16:06.86	3/31/17	0.025	0.00	0.03
PV	18	Lauren MARTINEZ	JR	4.20m	13-9%	4	0.24	4.24
TJ	14	Isabella MARTEN	RS JR	13.31m	43-8	7	0.64	7.64
TJ	25	Ashley ANDERSON	SR	13.08m	42-11	0.95	0.22	1.17
DISC	35	Kendall MADER	JR	53.22m	174-7	0.45	0.00	0.45
HT	27	Destiny PARKER	SR	61.69m	202-4	0.85	0.08	0.93
JAV	45	Chrissy GLASMANN	JR	48.42m	158-10	0.125	0.00	0.13
Team Total								18.81

80



North Carolina A&T

Mid-Eastern Athletic Conference

Event	Scrd As	Athlete	Yr	Scored Mark	Date	Pl. Pts.	Bonus	TOTAL
Scored bests come from PRE-SEASON DATA								
100	34	India BROWN	SR	11.34	4/14/17	0.5	0.20	0.70
100	48	Jadzia BEASLEY	RS SO	11.38w	4/14/16	0.05	0.09	0.14
100	49	Kayla WHITE	JR	11.39	4/7/17	0.025	0.06	0.09
200m	25	India BROWN	SR	22.92	5/27/17	0.95	0.34	1.29
100H	9	Kayla WHITE	JR	12.94	5/27/17	14	1.18	15.18
100H	46	Morgan KNIGHT	SR	13.38w	5/7/16	0.1	0.00	0.10
LJ	29	Madeleine AKOBUNDU	SO	6.31m	20-8%	0.75	0.10	0.85
Team Total								18.35

81



BYU

Independent (DI)

▼ 38

Event	Scrd As	Athlete	Yr	Scored Mark	Date	Pl. Pts.	Bonus	TOTAL
Scored bests come from CURRENT season								
Steeple	46	Maddie CANNON	JR	10:21.37	3/16/18	0.1	0.00	0.10
Scored bests come from PRE-SEASON DATA								
1500	25	Whitni ORTON	SO	4:17.50	3/31/17	0.95	0.27	1.22
Steeple	19	Courtney WAYMENT	SO	10:04.43	3/31/17	3.5	0.52	4.02
100H	40	Alyssa MONTEVERDE-DALTON	RS SR	13.34w	5/29/15	0.25	0.00	0.25
400H	15	Brenna PORTER	JR	57.65	5/11/17	6	0.67	6.67
HJ	17	Andrea STAPLETON	JR	1.82m	5-11%	4.5	0.35	4.85
HJ	32	Lindsay YETTER	SO	1.80m	5-10%	0.6	0.00	0.60
Team Total								17.72

82



UTEP

Conference USA

▼ 61

Event	Scrd As	Athlete	Yr	Scored Mark	Date	Pl. Pts.	Bonus	TOTAL
Scored bests come from PRE-SEASON DATA								
800m	20	Lilian KOECH	JR	2:04.68	4/28/17	3	0.47	3.47
10k	29	Winnie KOECH	JR	33:51.31	4/13/17	0.75	0.22	0.97
HEPT	10	Lucia MOKRASOVA	SR	5,671	3/29/17	12	1.02	13.02
Team Total								17.46

83



Utah

Pac-12 Conference

▼ 35

Event	Scrd As	Athlete	Yr	Scored Mark	Date	Pl. Pts.	Bonus	TOTAL
Scored bests come from PRE-SEASON DATA								
Steeple	9	Grayson MURPHY	SR	9:53.04		14	1.46	15.46
5000m	28	Grayson MURPHY	SR	15:58.29	3/31/17	0.8	0.28	1.08
10k	49	Grayson MURPHY	SR	34:06.69	4/13/17	0.025	0.00	0.03
Team Total								16.57

"Scrd As", short for "Scored As", Standing used for place points portion of performance's score combining preseason data (when applied) to current season data

Numbers in BLACK are both the performance's actual NCAA rank AND "scored as" rank Numbers in RED indicate actual NCAA rank does not exist or is worse than "scored as" rank Numbers in BLUE indicate actual NCAA rank is better than "scored as" rank

USTFCCCA Non-Member

Non-Member Schools Will NOT be ranked, beginning Week 2



2018 Outdoor Track & Field, Preseason

Only those who score >0.01 pts are shown
D denotes multiple-event rule in affect

WOMEN

84



Virginia

Atlantic Coast Conference

Event	Scrd As	Athlete	Yr	Scored Mark	Date	Pl. Pts.	Bonus	TOTAL
-------	---------	---------	----	-------------	------	----------	-------	-------

Scored bests come from CURRENT season

▶ PV	12	Bridget GUY	JR	4.30m	14-1½	3/16/18	9	0.81	9.81
------	----	-------------	----	-------	-------	---------	---	------	------

Scored bests come from PRE-SEASON DATA

▶ LJ	44	Mia BARRON	JR	6.22m	20-5	4/23/16	0.15	0.00	0.15
▶ TJ	17	Kelly MCKEE	JR	13.17m	43-2½	5/12/17	4.5	0.38	4.88
▶ TJ	45	Mia BARRON	JR	12.75m	41-10	4/29/17	0.125	0.00	0.13
▶ JAV	39	Marija BOGAVAC	JR	48.96m	160-7	5/12/17	0.275	0.00	0.28
▶ JAV	43	Caitlin MAUTZ	SR	48.66m	159-7	4/21/17	0.175	0.00	0.17
▶ HEPT	34	Holly SULLIVAN	SR	5,317		5/12/17	0.5	0.00	0.50

Team Total 15.92

85



North Carolina

Atlantic Coast Conference

Event	Scrd As	Athlete	Yr	Scored Mark	Date	Pl. Pts.	Bonus	TOTAL
-------	---------	---------	----	-------------	------	----------	-------	-------

Scored bests come from CURRENT season

▶ HT	34	Jillian SHIPPEE	FR	60.82m	199-6	3/16/18	0.5	0.00	0.50
------	----	-----------------	----	--------	-------	---------	-----	------	------

Scored bests come from PRE-SEASON DATA

▶ 1500	32	Caroline ALCORTA	RS JR	4:18.57		5/13/16	0.6	0.14	0.74
▶ HJ	17	Nicole GREENE	JR	1.82m	5-11½	5/12/17	4.5	0.35	4.85
▶ PV	13	Anna EATON	JR	4.23m	13-10½	4/29/17	8	0.41	8.41
▶ PV	47	Caroline BRAILSFORD	RS SR	4.08m	13-4½	5/17/14	0.075	0.00	0.08
▶ TJ	41	Alexis GANNON	SR	12.79m	41-11½	4/6/17	0.225	0.00	0.22
▶ HEPT	28	Tory KEMP	RS SR	5,366		5/10/14	0.8	0.00	0.80

Team Total 15.60

86



Northwestern State

Southland Conference

Event	Scrd As	Athlete	Yr	Scored Mark	Date	Pl. Pts.	Bonus	TOTAL
-------	---------	---------	----	-------------	------	----------	-------	-------

Scored bests come from PRE-SEASON DATA

▶ 200m	47	De'Shalyn JONES	SR	23.12w		3/17/17	0.075	0.03	0.11
▶ 100H	46	Daeshon GORDON	SR	13.38w		4/8/17	0.1	0.00	0.10
▶ 400H	9	Daeshon GORDON	SR	57.24		6/13/15	14	1.18	15.18

Team Total 15.39

87



Eastern Illinois

Ohio Valley Conference

Event	Scrd As	Athlete	Yr	Scored Mark	Date	Pl. Pts.	Bonus	TOTAL
-------	---------	---------	----	-------------	------	----------	-------	-------

Scored bests come from PRE-SEASON DATA

▶ HJ	9	Haleigh KNAPP	SR	1.84m	6-½	5/14/16	14	0.90	14.90
------	---	---------------	----	-------	-----	---------	----	------	-------

Team Total 14.90

87



Morgan State

Mid-Eastern Athletic Conference

Event	Scrd As	Athlete	Yr	Scored Mark	Date	Pl. Pts.	Bonus	TOTAL
-------	---------	---------	----	-------------	------	----------	-------	-------

Scored bests come from PRE-SEASON DATA

▶ HJ	9	Jailah MASON	SR	1.84m	6-½	4/25/15	14	0.90	14.90
------	---	--------------	----	-------	-----	---------	----	------	-------

Team Total 14.90

89



TCU

Big 12 Conference

Event	Scrd As	Athlete	Yr	Scored Mark	Date	Pl. Pts.	Bonus	TOTAL
-------	---------	---------	----	-------------	------	----------	-------	-------

Scored bests come from PRE-SEASON DATA

▶ 100	24	Sabrina MOORE	SR	11.30w		5/27/17	1	0.31	1.31
▶ 400	46	Kayla HEARD	JR	53.23		3/17/17	0.1	0.03	0.13
▶ 5000m	21	Brenley GOERTZEN	JR	15:51.78		3/31/17	2.5	0.57	3.07
▶ 100H	13	Brittney TROUGHT	JR	13.04w		5/27/17	8	0.67	8.67
▶ 100H	49	Lexi AITKEN	JR	13.39w		5/12/17	0.025	0.00	0.03
▶ 400H	39	Lexi AITKEN	JR	58.86		3/29/17	0.275	0.00	0.28
▶ LJ	31	Briona OLIVER	SR	6.29m	20-7¾	4/15/17	0.65	0.02	0.67
▶ HT	35	Paola MIRANDA	SR	60.81m	199-6	5/27/16	0.45	0.00	0.45

Team Total 14.59

90



William and Mary

Colonial Athletic Association

▼ 38

Event	Scrd As	Athlete	Yr	Scored Mark	Date	Pl. Pts.	Bonus	TOTAL
-------	---------	---------	----	-------------	------	----------	-------	-------

Scored bests come from PRE-SEASON DATA

▶ 5000m	47	Regan ROME	SR	16:06.50		6/11/16	0.075	0.00	0.08
▶ 10k	10	Regan ROME	SR	33:06.03			12	1.05	13.05
▶ HT	24	Leia MISTOWSKI	SR	62.03m	203-6	5/5/17	1	0.17	1.17

Team Total 14.30

"Scrd As", short for "Scored As", Standing used for place points portion of performance's score combining preseason data (when applied) to current season data

Numbers in BLACK are both the performance's actual NCAA rank AND "scored as" rank Numbers in RED indicate actual NCAA rank does not exist or is worse than "scored as" rank Numbers in BLUE indicate actual NCAA rank is better than "scored as" rank

USTFCCCA Non-Member

Non-Member Schools Will NOT be ranked, beginning Week 2



USTFCCCA NCAA Division I National Team Computer Rankings

as of 3/20/2018 12:30:43 PM

2018 Outdoor Track & Field, Preseason

Only those who score >0.01 pts are shown
D denotes multiple-event rule in affect

WOMEN

91



West Virginia

Big 12 Conference

Event	Scrd As	Athlete	Yr	Scored Mark	Date	Pl. Pts.	Bonus	TOTAL
Scored bests come from PRE-SEASON DATA								
Steeple	14	Amy CASHIN	SR	10:01.19	5/27/17	7	0.70	7.70
10k	45	Maggie DRAZBA	SR	34:04.26	3/31/17	0.125	0.04	0.16
PV	32	Maddie GARDNER	JR	4.13m 13-6½	4/21/17	0.6	0.00	0.60
LJ	34	Daniqué BRYAN	JR	6.28m 20-7½	4/14/17	0.5	0.00	0.50
TJ	18	Shamoya MCNEIL	SR	13.16mw 43-2½	5/12/17	4	0.36	4.36
TJ	30	Daniqué BRYAN	JR	12.99m 42-7½	4/21/17	0.7	0.06	0.76
Team Total								14.08

92



Oklahoma State

Big 12 Conference

▼44

Event	Scrd As	Athlete	Yr	Scored Mark	Date	Pl. Pts.	Bonus	TOTAL
Scored bests come from PRE-SEASON DATA								
800m	10	Kaylee DODD	SR	2:03.38	6/10/17	12	0.99	12.99
800m	46	Abbie HETHERINGTON	SR	2:06.26	5/6/16	0.1	0.04	0.14
1500	43	Aurora DYBEDOKKEN	RS JR	4:19.22	5/1/16	0.175	0.06	0.23
Team Total								13.36

93



SMU

American Athletic Conference

Event	Scrd As	Athlete	Yr	Scored Mark	Date	Pl. Pts.	Bonus	TOTAL
Scored bests come from CURRENT season								
100	39	Latessa JOHNSON	JR	11.35w (2.4)	3/16/18	0.275	0.17	0.45
SP	24	Tochi NLEMCHI	FR	16.20m 53-1½	3/16/18	1	0.17	1.17
Scored bests come from PRE-SEASON DATA								
100	34	Chelsea FRANCIS	SO	11.34	5/12/17	0.5	0.20	0.70
200m	11	Latessa JOHNSON	JR	22.75w	4/2/16	10	0.65	10.65
Team Total								12.96

94



Charlotte

Conference USA

▼22

Event	Scrd As	Athlete	Yr	Scored Mark	Date	Pl. Pts.	Bonus	TOTAL
Scored bests come from PRE-SEASON DATA								
5000m	23	Caroline SANG	SR	15:56.34	6/10/17	1.5	0.35	1.85
10k	11	Caroline SANG	SR	33:09.67		10	0.95	10.95
Team Total								12.79

95



Kennesaw State

Atlantic Sun Conference

▼33

Event	Scrd As	Athlete	Yr	Scored Mark	Date	Pl. Pts.	Bonus	TOTAL
Scored bests come from PRE-SEASON DATA								
100H	42	Jocelyn POWELL	SR	13.35	5/12/17	0.2	0.00	0.20
400H	25	Jocelyn POWELL	SR	58.14	3/30/17	0.95	0.28	1.23
HEPT	11	Jordan GRAY	JR	5,641	5/12/17	10	0.91	10.91
Team Total								12.35

96



New Mexico State

Western Athletic Conference

Event	Scrd As	Athlete	Yr	Scored Mark	Date	Pl. Pts.	Bonus	TOTAL
Scored bests come from CURRENT season								
400	16	Katara NELSON	SR	52.40	3/16/18	5	0.64	5.64
Scored bests come from PRE-SEASON DATA								
JAV	15	Kayli FARMER	SR	52.70m 172-11		6	0.67	6.67
Team Total								12.31

97



Indiana State

Missouri Valley Conference

Event	Scrd As	Athlete	Yr	Scored Mark	Date	Pl. Pts.	Bonus	TOTAL
Scored bests come from PRE-SEASON DATA								
1500	33	S. Brooke MOORE	JR	4:18.64	5/27/17	0.55	0.13	0.68
Steeple	18	Taylor AUSTIN	SR	10:02.89	5/27/17	4	0.61	4.61
HT	15	Erin REESE	JR	63.43m 208-1	4/22/17	6	0.55	6.55
Team Total								11.83

"Scrd As", short for "Scored As", Standing used for place points portion of performance's score combining preseason data (when applied) to current season data

Numbers in BLACK are both the performance's actual NCAA rank AND "scored as" rank Numbers in RED indicate actual NCAA rank does not exist or is worse than "scored as" rank Numbers in BLUE indicate actual NCAA rank is better than "scored as" rank

USTFCCCA Non-Member

Non-Member Schools Will NOT be ranked, beginning Week 2



USTFCCCA NCAA Division I National Team Computer Rankings

2018 Outdoor Track & Field, Preseason

as of 3/20/2018 12:30:44 PM

Only those who score >0.01 pts are shown
D denotes multiple-event rule in affect

WOMEN

98



Brown
Ivy League

Event	Scrd As	Athlete	Yr	Scored Mark	Date	Pl. Pts.	Bonus	TOTAL
Scored bests come from PRE-SEASON DATA								
Steeple	16	Natalie SCHUDROWITZ	RS SR	10:02.63	5/29/15	5	0.62	5.62
Steeple	34	Lucy VAN KLEUNEN	RS SR	10:13.20	5/29/15	0.5	0.06	0.56
DISC	17	Josie NATRASEVSKI	SR	56.00m 183-8	4/25/15	4.5	0.53	5.03
HEPT	38	Carly PAUL	JR	5,296	5/6/17	0.3	0.00	0.30
Team Total								11.51

99



Columbia
Ivy League

Event	Scrd As	Athlete	Yr	Scored Mark	Date	Pl. Pts.	Bonus	TOTAL
Scored bests come from PRE-SEASON DATA								
400	18	Akua OBENG-AKROFI	SR	52.47	5/27/17	4	0.55	4.55
Steeple	15	Nell CROSBY	JR	10:02.02	5/27/17	6	0.65	6.65
Team Total								11.21

100



Delaware
Colonial Athletic Association

Event	Scrd As	Athlete	Yr	Scored Mark	Date	Pl. Pts.	Bonus	TOTAL
Scored bests come from PRE-SEASON DATA								
DISC	11	Sarah HILLMAN	JR	56.75m 186-2	5/5/17	10	0.73	10.73
Team Total								10.73

101



Colorado State
Mountain West Conference

Event	Scrd As	Athlete	Yr	Scored Mark	Date	Pl. Pts.	Bonus	TOTAL
Scored bests come from PRE-SEASON DATA								
HJ	32	Autumn GARDNER	SR	1.80m 5-10½	5/5/17	0.6	0.00	0.60
HJ	49	McKenzie WRIGHT	SR	1.78m 5-10	4/13/17	0.025	0.00	0.03
DISC	42	Kelcey BEDARD	JR	52.99m 173-10	4/2/17	0.2	0.00	0.20
HT	17	Linnea JONSSON	JR	63.17m 207-3	5/10/17	4.5	0.48	4.98
HT	19	Kelcey BEDARD	JR	62.98m 206-7	5/5/17	3.5	0.43	3.93
Team Total								9.73

102



Kent State
Mid-American Conference

▼ **89**

Event	Scrd As	Athlete	Yr	Scored Mark	Date	Pl. Pts.	Bonus	TOTAL
Scored bests come from PRE-SEASON DATA								
800m	24	Rachel BANKS	SO	2:05.14	5/12/17	1	0.35	1.35
PV	14	Samantha TOLLERUD	SR	4.22m 13-10	5/7/16	7	0.36	7.36
PV	38	Maria HERRIGAN	SO	4.11m 13-5½	4/21/17	0.3	0.00	0.30
HT	37	Gabrielle FIGUEROA	SR	60.48m 198-5	4/21/17	0.35	0.00	0.35
Team Total								9.35


103



Montana
Big Sky Conference

Event	Scrd As	Athlete	Yr	Scored Mark	Date	Pl. Pts.	Bonus	TOTAL
Scored bests come from PRE-SEASON DATA								
HT	20	Hana FEILZER	SR	62.86m 206-3	5/10/17	3	0.39	3.39
HEPT	16	Erika MCLEOD	SR	5,541	5/14/16	5	0.56	5.56
Team Total								8.95

104



Louisville
Atlantic Coast Conference

▼ **72**

Event	Scrd As	Athlete	Yr	Scored Mark	Date	Pl. Pts.	Bonus	TOTAL
Scored bests come from CURRENT season								
HT	39	Carsen CASSELL	JR	60.44m 198-3	3/16/18	0.275	0.00	0.28
Scored bests come from PRE-SEASON DATA								
PV	32	Morgan ZACHARIAS	JR	4.13m 13-6½	4/28/17	0.6	0.00	0.60
LJ	26	Alexis GIBBONS	SO	6.32mw 20-9	4/14/17	0.9	0.15	1.05
HEPT	15	Holly HANKENSON	JR	5,556	3/29/17	6	0.61	6.61
Team Total								8.53

"Scrd As", short for "Scored As", Standing used for place points portion of performance's score combining preseason data (when applied) to current season data

Numbers in BLACK are both the performance's actual NCAA rank AND "scored as" rank Numbers in RED indicate actual NCAA rank does not exist or is worse than "scored as" rank Numbers in BLUE indicate actual NCAA rank is better than "scored as" rank

USTFCCCA Non-Member

Non-Member Schools Will NOT be ranked, beginning Week 2



2018 Outdoor Track & Field, Preseason

Only those who score >0.01 pts are shown
D denotes multiple-event rule in affect

WOMEN

105



Maryland

Big Ten Conference

Event	Scrd As	Athlete	Yr	Scored Mark	Date	Pl. Pts.	Bonus	TOTAL
Scored bests come from PRE-SEASON DATA								
1500	38	Alexandra LUCKI	SR	4:18.87	3/30/17	0.3	0.10	0.40
HJ	17	Peyton WADE	SR	1.82m 5-11½	4/21/17	4.5	0.35	4.85
DISC	22	Claudia ABABIO	SR	55.08m 180-8	4/8/17	2	0.27	2.27
HEPT	32	Peyton WADE	SR	5,324	5/15/16	0.6	0.00	0.60
HEPT	36	Dallyssa HUGGINS	SO	5,307	5/12/17	0.4	0.00	0.40
Team Total								8.52

106



Syracuse

Atlantic Coast Conference

Event	Scrd As	Athlete	Yr	Scored Mark	Date	Pl. Pts.	Bonus	TOTAL
Scored bests come from PRE-SEASON DATA								
400	31	Kadejhia SELLERS	JR	52.88	4/21/17	0.65	0.24	0.89
Steeple	17	Paige STONER	JR	10:02.65		4.5	0.62	5.12
10k	35	Paige STONER	JR	33:55.69	3/31/17	0.45	0.16	0.61
100H	33	Tia THEVENIN	JR	13.27	5/27/17	0.55	0.04	0.59
400H	31	Danielle DELGADO	SR	58.50	5/12/17	0.65	0.06	0.71
TJ	49	Regine HUNTER	RS SR	12.71mw 41-8½	3/29/14	0.025	0.00	0.03
Team Total								7.94

107



Northern Illinois

Mid-American Conference

▼ 55

Event	Scrd As	Athlete	Yr	Scored Mark	Date	Pl. Pts.	Bonus	TOTAL
Scored bests come from PRE-SEASON DATA								
HJ	14	Chennel PALMER	SR	1.83m 6-0	4/26/17	7	0.54	7.54
Team Total								7.54

108



Western Illinois

The Summit League

Event	Scrd As	Athlete	Yr	Scored Mark	Date	Pl. Pts.	Bonus	TOTAL
Scored bests come from PRE-SEASON DATA								
TJ	15	Jasmine BROWN	SR	13.20m 43-3¾	5/30/15	6	0.44	6.44
Team Total								6.44

109



UCF

American Athletic Conference

Event	Scrd As	Athlete	Yr	Scored Mark	Date	Pl. Pts.	Bonus	TOTAL
Scored bests come from PRE-SEASON DATA								
800m	17	Rosie CHAMBERLAIN	SR	2:04.19	4/13/17	4.5	0.61	5.11
400H	41	Ebony CREAM	SR	58.90	5/12/17	0.225	0.00	0.22
SP	42	Jhane' CARTER	JR	15.74m 51-7¾	5/15/16	0.2	0.00	0.20
DISC	46	Tayla GREENE	RS SR	52.47m 172-1	5/17/14	0.1	0.00	0.10
Team Total								5.64

110



Louisiana

Sun Belt Conference

Event	Scrd As	Athlete	Yr	Scored Mark	Date	Pl. Pts.	Bonus	TOTAL
Scored bests come from PRE-SEASON DATA								
400H	16	Alena HRUSOCI	RS JR	57.74	5/13/16	5	0.56	5.56
Team Total								5.56

111



Florida International

Conference USA

Event	Scrd As	Athlete	Yr	Scored Mark	Date	Pl. Pts.	Bonus	TOTAL
Scored bests come from PRE-SEASON DATA								
HJ	17	Clarissa CUTLIFF	JR	1.82m 5-11½	4/21/17	4.5	0.35	4.85
TJ	45	Jovana ILIC	SO	12.75mw 41-10	5/11/17	0.125	0.00	0.13
DISC	38	Gabrielle RAINS	SO	53.10m 174-2	3/17/17	0.3	0.00	0.30
Team Total								5.28

112



Liberty

Big South Conference

Event	Scrd As	Athlete	Yr	Scored Mark	Date	Pl. Pts.	Bonus	TOTAL
Scored bests come from PRE-SEASON DATA								
400H	17	Kimone GREEN	SR	57.78	5/8/16	4.5	0.51	5.01
HT	48	Dasiana LARSON	SR	59.82m 196-3	4/21/17	0.05	0.00	0.05
JAV	46	Brenna SMITH	SR	48.33m 158-6	5/10/17	0.1	0.00	0.10
Team Total								5.16

"Scrd As", short for "Scored As", Standing used for place points portion of performance's score combining preseason data (when applied) to current season data

Numbers in BLACK are both the performance's actual NCAA rank AND "scored as" rank Numbers in RED indicate actual NCAA rank does not exist or is worse than "scored as" rank Numbers in BLUE indicate actual NCAA rank is better than "scored as" rank

USTFCCCA Non-Member

Non-Member Schools Will NOT be ranked, beginning Week 2



2018 Outdoor Track & Field, Preseason

Only those who score >0.01 pts are shown
D denotes multiple-event rule in affect

WOMEN

113



Ball State

Mid-American Conference

Event	Scrd As	Athlete	Yr	Scored Mark	Date	Pl. Pts.	Bonus	TOTAL
Scored bests come from PRE-SEASON DATA								
HJ	17	Regan LEWIS	JR	1.82m	5-11½	5/11/17	4.5	0.35 4.85
Team Total								4.85

114



Florida Atlantic

Conference USA

Event	Scrd As	Athlete	Yr	Scored Mark	Date	Pl. Pts.	Bonus	TOTAL
Scored bests come from PRE-SEASON DATA								
HEPT	18	Frida THORSZS	SR	5,484		5/15/16	4	0.36 4.36
Team Total								4.36

115



Tulane

American Athletic Conference

▼ 53

Event	Scrd As	Athlete	Yr	Scored Mark	Date	Pl. Pts.	Bonus	TOTAL
Scored bests come from PRE-SEASON DATA								
100H	45	Jessica DUCKETT	JR	13.37w		5/12/17	0.125	0.00 0.13
400H	19	Jessica DUCKETT	JR	57.82		5/12/17	3.5	0.48 3.98
Team Total								4.11

116



San Jose State

Mountain West Conference

Event	Scrd As	Athlete	Yr	Scored Mark	Date	Pl. Pts.	Bonus	TOTAL
Scored bests come from PRE-SEASON DATA								
LJ	20	Destiny LONGMIRE	SO	6.39mw	20-11½	5/10/17	3	0.45 3.45
LJ	41	Kelsey JOHNSON-UPSHAW	SR	6.24mw	20-5½	5/27/17	0.225	0.00 0.22
TJ	37	Nicole ILOANYA	RS JR	12.86m	42-2½	4/23/16	0.35	0.00 0.35
Team Total								4.03

117



Coastal Carolina

Sun Belt Conference

Event	Scrd As	Athlete	Yr	Scored Mark	Date	Pl. Pts.	Bonus	TOTAL
Scored bests come from PRE-SEASON DATA								
1500	47	Aynslee VAN GRAAN	SR	4:19.57		5/26/16	0.075	0.01 0.09
10k	19	Annie BOTHMA	SO	33:37.91		5/27/17	3.5	0.41 3.91
Team Total								4.00

118



UC Riverside

Big West Conference

Event	Scrd As	Athlete	Yr	Scored Mark	Date	Pl. Pts.	Bonus	TOTAL
Scored bests come from PRE-SEASON DATA								
800m	39	Faith MAKAU	RS SR	2:05.93		3/26/15	0.275	0.13 0.40
LJ	20	Taylor FLEMING	SR	6.39m	20-11½	5/14/16	3	0.45 3.45
Team Total								3.86

119



Cal State Northridge

Big West Conference

Event	Scrd As	Athlete	Yr	Scored Mark	Date	Pl. Pts.	Bonus	TOTAL
Scored bests come from CURRENT season								
SP	44	Brandy WILLIAMS	SO	15.68m	51-5½	3/10/18	0.15	0.00 0.15
Scored bests come from PRE-SEASON DATA								
100H	20	Courtney ROBINSON	SR	13.13w		4/14/17	3	0.42 3.42
Team Total								3.57

120



Abilene Christian

Southland Conference

Event	Scrd As	Athlete	Yr	Scored Mark	Date	Pl. Pts.	Bonus	TOTAL
Scored bests come from CURRENT season								
DISC	20	Kayla MELGAR	JR	55.51m	182-1	3/16/18	3	0.39 3.39
Team Total								3.39

"Scrd As", short for "Scored As", Standing used for place points portion of performance's score combining preseason data (when applied) to current season data

Numbers in BLACK are both the performance's actual NCAA rank AND "scored as" rank Numbers in RED indicate actual NCAA rank does not exist or is worse than "scored as" rank Numbers in BLUE indicate actual NCAA rank is better than "scored as" rank

USTFCCCA Non-Member

Non-Member Schools Will NOT be ranked, beginning Week 2



2018 Outdoor Track & Field, Preseason

Only those who score >0.01 pts are shown
D denotes multiple-event rule in affect

WOMEN

121



Cal Poly

Big West Conference

Event	Scrd As	Athlete	Yr	Scored Mark	Date	Pl. Pts.	Bonus	TOTAL
Scored bests come from PRE-SEASON DATA								
1500	35	Peyton BILO	JR	4:18.73	4/13/17	0.45	0.12	0.57
5000m	22	Peyton BILO	JR	15:52.01	3/31/17	2	0.55	2.55
Team Total								3.12

122



Illinois

Big Ten Conference

Event	Scrd As	Athlete	Yr	Scored Mark	Date	Pl. Pts.	Bonus	TOTAL
Scored bests come from PRE-SEASON DATA								
800m	44	Nicole CHOQUETTE	SR	2:06.25	5/12/17	0.15	0.04	0.19
100H	21	Jayla STEWART	JR	13.14w	4/26/17	2.5	0.39	2.89
Team Total								3.09

123



Campbell

Big South Conference

Event	Scrd As	Athlete	Yr	Scored Mark	Date	Pl. Pts.	Bonus	TOTAL
Scored bests come from PRE-SEASON DATA								
LJ	44	Sabina ALLEN	SR	6.22m	5/10/17	0.15	0.00	0.15
TJ	21	Sabina ALLEN	SR	13.11m	5/28/16	2.5	0.27	2.77
Team Total								2.92

124



Southern Miss

Conference USA

Event	Scrd As	Athlete	Yr	Scored Mark	Date	Pl. Pts.	Bonus	TOTAL
Scored bests come from PRE-SEASON DATA								
SP	29	Brashe WOOD	SR	15.99m	5/11/17	0.75	0.00	0.75
HT	22	Nadia MAFFO	SO	62.04m	4/28/17	2	0.17	2.17
Team Total								2.92

125



Jacksonville

Atlantic Sun Conference

Event	Scrd As	Athlete	Yr	Scored Mark	Date	Pl. Pts.	Bonus	TOTAL
Scored bests come from PRE-SEASON DATA								
100	45	Jacquelyn BALDWIN	JR	11.36	5/12/17	0.125	0.14	0.27
200m	33	Jacquelyn BALDWIN	JR	22.98	5/27/17	0.55	0.25	0.80
LJ	23	Stormm PHILLIPS	RS SR	6.35mw	4/22/16	1.5	0.28	1.78
Team Total								2.84

126



South Alabama

Sun Belt Conference

Event	Scrd As	Athlete	Yr	Scored Mark		Date	Pl. Pts.	Bonus	TOTAL
Scored bests come from CURRENT season									
▶ HJ	39	Olivia SWAN	SR	1.79m	5-10½	3/16/18	0.275	0.00	0.28
▶ HJ	39	Taylor DAMES	SR	1.79m	5-10½	3/16/18	0.275	0.00	0.28
Scored bests come from PRE-SEASON DATA									
▶ PV	41	Jordan FRIZ	RS JR	4.10m	13-5¼	3/17/16	0.225	0.00	0.22
▶ JAV	26	Barbara RIVERA	SR	50.39m	165-4	5/12/17	0.9	0.04	0.94
▶ HEPT	26	Emile BERGE	SO	5,382		5/12/17	0.9	0.00	0.90
Team Total								2.61	

127



Prairie View A&M

Southwestern Athletic Conference

Event	Scrd As	Athlete	Yr	Scored Mark		Date	Pl. Pts.	Bonus	TOTAL
Scored bests come from CURRENT season									
▶ HJ	32	Nekiesha BAILEY	JR	1.80m	5-10%	3/15/18	0.6	0.00	0.60
Scored bests come from PRE-SEASON DATA									
▶ 400H	23	Deonca BOOKMAN	SR	57.98		3/29/17	1.5	0.38	1.88
Team Total									2.48

128



Northern Iowa

Missouri Valley Conference

Event	Scrd As	Athlete	Yr	Scored Mark		Date	Pl. Pts.	Bonus	TOTAL
Scored bests come from PRE-SEASON DATA									
▶ HJ	39	Chaley RATH	RS SR	1.79m	5-10½	5/17/15	0.275	0.00	0.28
▶ HT	22	Sarah PATE	SR	62.04m	203-6	4/22/17	2	0.17	2.17
Team Total									2.45

"Scrd As", short for "Scored As", Standing used for place points portion of performance's score combining preseason data (when applied) to current season data

Numbers in BLACK are both the performance's actual NCAA rank AND "scored as" rank Numbers in RED indicate actual NCAA rank does not exist or is worse than "scored as" rank Numbers in BLUE indicate actual NCAA rank is better than "scored as" rank

USTFCCCA Non-Member

Non-Member Schools Will NOT be ranked, beginning Week 2



2018 Outdoor Track & Field, Preseason

Only those who score >0.01 pts are shown
D denotes multiple-event rule in affect

WOMEN

129



Southeastern Louisiana

Southland Conference

Event	Scrd As	Athlete	Yr	Scored Mark	Date	Pl. Pts.	Bonus	TOTAL
Scored bests come from CURRENT season								
HT	46	Vigdφs JsNSD≤TTIR	SO	59.87m	196-5	3/2/18	0.1	0.00 0.10
Scored bests come from PRE-SEASON DATA								
SP	22	Ashley DAVIS	SO	16.33m	53-7	5/6/17	2	0.31 2.31
Team Total								2.41

130



Western Michigan

Mid-American Conference

Event	Scrd As	Athlete	Yr	Scored Mark	Date	Pl. Pts.	Bonus	TOTAL
Scored bests come from PRE-SEASON DATA								
400	22	Ayiana GAINES	SR	52.70	5/14/16	2	0.34	2.34
Team Total								2.34

131



North Florida

Atlantic Sun Conference

Event	Scrd As	Athlete	Yr	Scored Mark	Date	Pl. Pts.	Bonus	TOTAL
Scored bests come from PRE-SEASON DATA								
10k	22	Eden MEYER	SR	33:43.36	3/24/17	2	0.33	2.33
Team Total								2.33

132



UC Santa Barbara

Big West Conference

Event	Scrd As	Athlete	Yr	Scored Mark	Date	Pl. Pts.	Bonus	TOTAL
Scored bests come from PRE-SEASON DATA								
1500	23	Jenna HINKLE	SR	4:16.62	3/31/17	1.5	0.39	1.89
400H	40	Hope BENDER	JR	58.87	5/12/17	0.25	0.00	0.25
HEPT	49	Hope BENDER	JR	5,212	4/12/17	0.025	0.00	0.03
Team Total								2.16

133



Pittsburgh

Atlantic Coast Conference

Event	Scrd As	Athlete	Yr	Scored Mark	Date	Pl. Pts.	Bonus	TOTAL
Scored bests come from PRE-SEASON DATA								
10k	27	Gillian SCHRIEVER	JR	33:50.03		0.85	0.24	1.09
400H	43	Quadaisha NEWKIRK	SR	58.94	4/27/17	0.175	0.00	0.17
HT	28	Andin FOSAM	SR	61.67m	202-4	3/25/17	0.8	0.07 0.87
Team Total								2.13

134



UC Irvine

Big West Conference

Event	Scrd As	Athlete	Yr	Scored Mark	Date	Pl. Pts.	Bonus	TOTAL
Scored bests come from PRE-SEASON DATA								
100	53	Persis WILLIAM-MENSAH	SR	11.41w	4/13/17		0.01	0.01
100H	46	Tyra JONES	SR	13.38	5/12/17	0.1	0.00	0.10
DISC	23	Barbara COWARD	JR	55.07m	180-8	3/10/17	1.5	0.27 1.77
Team Total								1.88

135



Georgetown

BIG EAST Conference

Event	Scrd As	Athlete	Yr	Scored Mark	Date	Pl. Pts.	Bonus	TOTAL
Scored bests come from PRE-SEASON DATA								
Steeple	23	Meredith RIZZO	SR	10:07.93	4/21/17	1.5	0.34	1.84
Team Total								1.84

136



Bowling Green

Mid-American Conference

Event	Scrd As	Athlete	Yr	Scored Mark	Date	Pl. Pts.	Bonus	TOTAL
Scored bests come from PRE-SEASON DATA								
10k	34	Rachel WALNY	JR	33:55.49	5/27/17	0.5	0.16	0.66
SP	25	Aliyah GUSTAFSON	SR	16.17m	53-½	5/28/16	0.95	0.14 1.09
HEPT	47	Belai FRAY	SR	5,217	5/11/17	0.075	0.00	0.08
Team Total								1.82

"Scrd As", short for "Scored As", Standing used for place points portion of performance's score combining preseason data (when applied) to current season data

Numbers in BLACK are both the performance's actual NCAA rank AND "scored as" rank Numbers in RED indicate actual NCAA rank does not exist or is worse than "scored as" rank Numbers in BLUE indicate actual NCAA rank is better than "scored as" rank

USTFCCCA Non-Member

Non-Member Schools Will NOT be ranked, beginning Week 2



2018 Outdoor Track & Field, Preseason

Only those who score >0.01 pts are shown
D denotes multiple-event rule in affect

WOMEN

137



South Dakota State

The Summit League

Event	Scrd As	Athlete	Yr	Scored Mark	Date	Pl. Pts.	Bonus	TOTAL
-------	---------	---------	----	-------------	------	----------	-------	-------

Scored bests come from PRE-SEASON DATA

▶ Steeple	26	Rachel KING	JR	10:10.71		4/13/17	0.9	0.19	1.09
▶ DISC	40	Kasie VOLLMER	JR	53.02m	173-11	5/27/17	0.25	0.00	0.25
▶ HEPT	37	Vanessa LANE	SR	5,300		5/11/17	0.35	0.00	0.35

Team Total 1.69

138



Stony Brook

America East Conference

Event	Scrd As	Athlete	Yr	Scored Mark	Date	Pl. Pts.	Bonus	TOTAL
-------	---------	---------	----	-------------	------	----------	-------	-------

Scored bests come from PRE-SEASON DATA

▶ 1500	27	Annika SISSON	SR	4:17.84		3/30/17	0.85	0.23	1.08
▶ TJ	43	Kaylyn GORDON	SR	12.77mw	41-10%	5/6/17	0.175	0.00	0.17

Team Total 1.26

139



Long Beach State

Big West Conference

Event	Scrd As	Athlete	Yr	Scored Mark	Date	Pl. Pts.	Bonus	TOTAL
-------	---------	---------	----	-------------	------	----------	-------	-------

Scored bests come from PRE-SEASON DATA

▶ HJ	32	Bria PALMER	JR	1.80m	5-10%	5/12/17	0.6	0.00	0.60
▶ HT	31	De'Ondra YOUNG	SR	61.41m	201-5	4/7/17	0.65	0.00	0.65

Team Total 1.25

140



Arkansas State

Sun Belt Conference

Event	Scrd As	Athlete	Yr	Scored Mark	Date	Pl. Pts.	Bonus	TOTAL
-------	---------	---------	----	-------------	------	----------	-------	-------

Scored bests come from PRE-SEASON DATA

▶ HJ	32	Darragh MAY	SR	1.80m	5-10%	4/6/17	0.6	0.00	0.60
▶ DISC	32	Calea CARR	SR	53.57m	175-9	5/27/17	0.6	0.00	0.60
▶ HEPT	48	Hannah DUNDERDALE	SR	5,213		5/12/17	0.05	0.00	0.05

Team Total 1.25

141



Montana State

Big Sky Conference

▼ 98

Event	Scrd As	Athlete	Yr	Scored Mark	Date	Pl. Pts.	Bonus	TOTAL
-------	---------	---------	----	-------------	------	----------	-------	-------

Scored bests come from PRE-SEASON DATA

▶ 400H	26	Amanda JAYNES	SR	58.16	5/10/17	0.9	0.27	1.17
--------	----	---------------	----	-------	---------	-----	------	------

Team Total 1.17

142



Towson

Colonial Athletic Association

Event	Scrd As	Athlete	Yr	Scored Mark	Date	Pl. Pts.	Bonus	TOTAL
-------	---------	---------	----	-------------	------	----------	-------	-------

Scored bests come from CURRENT season

▶ SP	44	Lauren COLEMAN	JR	15.68m	51-5%	3/15/18	0.15	0.00	0.15
------	----	----------------	----	--------	-------	---------	------	------	------

Scored bests come from PRE-SEASON DATA

▶ HT	26	Ksenia SAFANOVA	SR	61.78m	202-8	4/8/17	0.9	0.10	1.00
------	----	-----------------	----	--------	-------	--------	-----	------	------

Team Total 1.15

143



Binghamton

America East Conference

Event	Scrd As	Athlete	Yr	Scored Mark	Date	Pl. Pts.	Bonus	TOTAL
-------	---------	---------	----	-------------	------	----------	-------	-------

Scored bests come from PRE-SEASON DATA

▶ LJ	26	Keishorea ARMSTRONG	SR	6.32m	20-9	5/12/17	0.9	0.15	1.05
------	----	---------------------	----	-------	------	---------	-----	------	------

Team Total 1.05

144



UT Arlington

Sun Belt Conference

▼ 67

Event	Scrd As	Athlete	Yr	Scored Mark	Date	Pl. Pts.	Bonus	TOTAL
-------	---------	---------	----	-------------	------	----------	-------	-------

Scored bests come from PRE-SEASON DATA

▶ PV	27	Madison PECOT	SR	4.18m	13-8%	4/14/17	0.85	0.13	0.98
------	----	---------------	----	-------	-------	---------	------	------	------

Team Total 0.98

145



Murray State

Ohio Valley Conference

Event	Scrd As	Athlete	Yr	Scored Mark	Date	Pl. Pts.	Bonus	TOTAL
-------	---------	---------	----	-------------	------	----------	-------	-------

Scored bests come from PRE-SEASON DATA

▶ 100H	28	Jabreuna BRIMLETT	JR	13.22w	5/11/17	0.8	0.17	0.97
--------	----	-------------------	----	--------	---------	-----	------	------

Team Total 0.97

"Scrd As", short for "Scored As", Standing used for place points portion of performance's score combining preseason data (when applied) to current season data

Numbers in BLACK are both the performance's actual NCAA rank AND "scored as" rank Numbers in RED indicate actual NCAA rank does not exist or is worse than "scored as" rank Numbers in BLUE indicate actual NCAA rank is better than "scored as" rank

USTFCCCA Non-Member

Non-Member Schools Will NOT be ranked, beginning Week 2



2018 Outdoor Track & Field, Preseason

Only those who score >0.01 pts are shown
D denotes multiple-event rule in affect

WOMEN

146



Eastern Kentucky

Ohio Valley Conference

Event	Scrd As	Athlete	Yr	Scored Mark	Date	Pl. Pts.	Bonus	TOTAL
-------	---------	---------	----	-------------	------	----------	-------	-------

Scored bests come from PRE-SEASON DATA

▶ 5000m	30	Charlotte IMER	SR	15:59.32	3/31/17	0.7	0.24	0.94
---------	----	----------------	----	----------	---------	-----	------	------

Team Total 0.94

147



Omaha

The Summit League

Event	Scrd As	Athlete	Yr	Scored Mark	Date	Pl. Pts.	Bonus	TOTAL
-------	---------	---------	----	-------------	------	----------	-------	-------

Scored bests come from PRE-SEASON DATA

▶ HJ	29	Stephanie AHRENS	SR	1.81m	5-11½	4/15/16	0.75	0.16	0.91
------	----	------------------	----	-------	-------	---------	------	------	------

Team Total 0.91

147



Tennessee State

Ohio Valley Conference

▼ 85

Event	Scrd As	Athlete	Yr	Scored Mark	Date	Pl. Pts.	Bonus	TOTAL
-------	---------	---------	----	-------------	------	----------	-------	-------

Scored bests come from PRE-SEASON DATA

▶ HJ	29	Cyra BEARD	SR	1.81m	5-11½	5/14/16	0.75	0.16	0.91
------	----	------------	----	-------	-------	---------	------	------	------

Team Total 0.91

149



Dartmouth

Ivy League

Event	Scrd As	Athlete	Yr	Scored Mark	Date	Pl. Pts.	Bonus	TOTAL
-------	---------	---------	----	-------------	------	----------	-------	-------

Scored bests come from PRE-SEASON DATA

▶ 100H	29	Cha'Mia ROTHWELL	SO	13.23w	5/6/17	0.75	0.14	0.89
--------	----	------------------	----	--------	--------	------	------	------

Team Total 0.89

150



Wichita State

American Athletic Conference

Event	Scrd As	Athlete	Yr	Scored Mark	Date	Pl. Pts.	Bonus	TOTAL
-------	---------	---------	----	-------------	------	----------	-------	-------

Scored bests come from PRE-SEASON DATA

▶ JAV	28	Carlea MILES	JR	50.28m	164-11	5/15/16	0.8	0.00	0.80
-------	----	--------------	----	--------	--------	---------	-----	------	------

Team Total 0.80

151



Missouri State

Missouri Valley Conference

Event	Scrd As	Athlete	Yr	Scored Mark	Date	Pl. Pts.	Bonus	TOTAL
-------	---------	---------	----	-------------	------	----------	-------	-------

Scored bests come from PRE-SEASON DATA

▶ 100	34	Marissa KURTIMAH	SR	11.34	5/15/16	0.5	0.20	0.70
-------	----	------------------	----	-------	---------	-----	------	------

▶ 200m	47	Marissa KURTIMAH	SR	23.12w	4/22/16	0.075	0.03	0.11
--------	----	------------------	----	--------	---------	-------	------	------

Team Total 0.80

152



Miami (Ohio)

Mid-American Conference

Event	Scrd As	Athlete	Yr	Scored Mark	Date	Pl. Pts.	Bonus	TOTAL
-------	---------	---------	----	-------------	------	----------	-------	-------

Scored bests come from PRE-SEASON DATA

▶ JAV	29	Danielle COLLIER	JR	50.22m	164-9	5/11/17	0.75	0.00	0.75
-------	----	------------------	----	--------	-------	---------	------	------	------

Team Total 0.75

153



ETSU

Southern Conference

▼ 81

Event	Scrd As	Athlete	Yr	Scored Mark	Date	Pl. Pts.	Bonus	TOTAL
-------	---------	---------	----	-------------	------	----------	-------	-------

Scored bests come from PRE-SEASON DATA

▶ 100H	31	Kyra ATKINS	JR	13.25w	5/11/17	0.65	0.09	0.74
--------	----	-------------	----	--------	---------	------	------	------

Team Total 0.74

154



Western Kentucky

Conference USA

Event	Scrd As	Athlete	Yr	Scored Mark	Date	Pl. Pts.	Bonus	TOTAL
-------	---------	---------	----	-------------	------	----------	-------	-------

Scored bests come from PRE-SEASON DATA

▶ PV	32	Morgan MCINTYRE	SR	4.13m	13-6½	4/7/17	0.6	0.00	0.60
------	----	-----------------	----	-------	-------	--------	-----	------	------

▶ TJ	47	Klara MICHALSKA	RS SR	12.74m	41-9½	5/17/15	0.075	0.00	0.08
------	----	-----------------	-------	--------	-------	---------	-------	------	------

Team Total 0.68

155



St. John's (N.Y.)

BIG EAST Conference

Event	Scrd As	Athlete	Yr	Scored Mark	Date	Pl. Pts.	Bonus	TOTAL
-------	---------	---------	----	-------------	------	----------	-------	-------

Scored bests come from CURRENT season

▶ 400	35	Maya STEPHENS	SR	52.91	3/16/18	0.45	0.22	0.67
-------	----	---------------	----	-------	---------	------	------	------

Team Total 0.67

"Scrd As", short for "Scored As", Standing used for place points portion of performance's score combining preseason data (when applied) to current season data

Numbers in BLACK are both the performance's actual NCAA rank AND "scored as" rank Numbers in RED indicate actual NCAA rank does not exist or is worse than "scored as" rank Numbers in BLUE indicate actual NCAA rank is better than "scored as" rank

USTFCCCA Non-Member

Non-Member Schools Will NOT be ranked, beginning Week 2



USTFCCCA NCAA Division I National Team Computer Rankings

as of 3/20/2018 12:30:45 PM

2018 Outdoor Track & Field, Preseason

Only those who score >0.01 pts are shown
D denotes multiple-event rule in affect

WOMEN

156



Lamar

Southland Conference

Event	Scrd As	Athlete	Yr	Scored Mark	Date	Pl. Pts.	Bonus	TOTAL
-------	---------	---------	----	-------------	------	----------	-------	-------

Scored bests come from PRE-SEASON DATA

► LJ	31	Thai WILLIAMS	JR	6.29mw	20-7%	3/30/17	0.65	0.02	0.67
------	----	---------------	----	--------	-------	---------	------	------	------

Team Total 0.67

157



Ohio

Mid-American Conference

Event	Scrd As	Athlete	Yr	Scored Mark	Date	Pl. Pts.	Bonus	TOTAL
-------	---------	---------	----	-------------	------	----------	-------	-------

Scored bests come from PRE-SEASON DATA

► SP	32	Jordan PORTER	SR	15.90m	52-2	4/21/17	0.6	0.00	0.60
------	----	---------------	----	--------	------	---------	-----	------	------

► JAV	48	Emma RYAN	SR	48.22m	158-2	4/1/17	0.05	0.00	0.05
-------	----	-----------	----	--------	-------	--------	------	------	------

Team Total 0.65

158



Buffalo

Mid-American Conference

Event	Scrd As	Athlete	Yr	Scored Mark	Date	Pl. Pts.	Bonus	TOTAL
-------	---------	---------	----	-------------	------	----------	-------	-------

Scored bests come from PRE-SEASON DATA

► DISC	31	Miranda DAUCHER	SR	53.72m	176-3	4/4/15	0.65	0.00	0.65
--------	----	-----------------	----	--------	-------	--------	------	------	------

Team Total 0.65

159



Weber State

Big Sky Conference

Event	Scrd As	Athlete	Yr	Scored Mark	Date	Pl. Pts.	Bonus	TOTAL
-------	---------	---------	----	-------------	------	----------	-------	-------

Scored bests come from PRE-SEASON DATA

► 10k	41	Hailey WHETTEN	SR	33:58.66		3/31/17	0.225	0.12	0.34
-------	----	----------------	----	----------	--	---------	-------	------	------

► 100H	38	Tawnie MOORE	SR	13.32w		5/27/17	0.3	0.00	0.30
--------	----	--------------	----	--------	--	---------	-----	------	------

Team Total 0.64

160



UC Davis

Big West Conference

Event	Scrd As	Athlete	Yr	Scored Mark	Date	Pl. Pts.	Bonus	TOTAL
-------	---------	---------	----	-------------	------	----------	-------	-------

Scored bests come from PRE-SEASON DATA

► HJ	32	Erinn BEATTIE	JR	1.80m	5-10%	5/12/17	0.6	0.00	0.60
------	----	---------------	----	-------	-------	---------	-----	------	------

► HJ	49	Morgan BERTSCH	SR	1.78m	5-10	4/28/17	0.025	0.00	0.03
------	----	----------------	----	-------	------	---------	-------	------	------

Team Total 0.63

108

161



Rice

Conference USA

Event	Scrd As	Athlete	Yr	Scored Mark	Date	Pl. Pts.	Bonus	TOTAL
-------	---------	---------	----	-------------	------	----------	-------	-------

Scored bests come from PRE-SEASON DATA

► 200m	36	Hannah JACKSON	SO	23.00w		4/8/17	0.4	0.22	0.62
--------	----	----------------	----	--------	--	--------	-----	------	------

Team Total 0.62

162



East Carolina

American Athletic Conference

Event	Scrd As	Athlete	Yr	Scored Mark	Date	Pl. Pts.	Bonus	TOTAL
-------	---------	---------	----	-------------	------	----------	-------	-------

Scored bests come from PRE-SEASON DATA

► SP	32	Galissia CAUSE	SR	15.90m	52-2	3/30/17	0.6	0.00	0.60
------	----	----------------	----	--------	------	---------	-----	------	------

Team Total 0.60

163



Hawai'i

Big West Conference

Event	Scrd As	Athlete	Yr	Scored Mark	Date	Pl. Pts.	Bonus	TOTAL
-------	---------	---------	----	-------------	------	----------	-------	-------

Scored bests come from PRE-SEASON DATA

► JAV	33	Felicianna VAZQUEZ	RS JR	49.74m	163-2	4/14/16	0.55	0.00	0.55
-------	----	--------------------	-------	--------	-------	---------	------	------	------

Team Total 0.55

163



North Texas

Conference USA

Event	Scrd As	Athlete	Yr	Scored Mark	Date	Pl. Pts.	Bonus	TOTAL
-------	---------	---------	----	-------------	------	----------	-------	-------

Scored bests come from CURRENT season

► JAV	44	Kristyn ARCHULETA	JR	48.54m	159-3	3/16/18	0.15	0.00	0.15
-------	----	-------------------	----	--------	-------	---------	------	------	------

Scored bests come from PRE-SEASON DATA

► JAV	36	Kristyn ARCHULETTA	SO	49.39m	162-0	5/11/17	0.4	0.00	0.40
-------	----	--------------------	----	--------	-------	---------	-----	------	------

Team Total 0.55

165



Oregon State

Pac-12 Conference

Event	Scrd As	Athlete	Yr	Scored Mark	Date	Pl. Pts.	Bonus	TOTAL
-------	---------	---------	----	-------------	------	----------	-------	-------

Scored bests come from PRE-SEASON DATA

► JAV	34	Destiny DAWSON	RS JR	49.60m	162-8	4/29/17	0.5	0.00	0.50
-------	----	----------------	-------	--------	-------	---------	-----	------	------

Team Total 0.50

"Scrd As", short for "Scored As", Standing used for place points portion of performance's score combining preseason data (when applied) to current season data

Numbers in BLACK are both the performance's actual NCAA rank AND "scored as" rank Numbers in RED indicate actual NCAA rank does not exist or is worse than "scored as" rank Numbers in BLUE indicate actual NCAA rank is better than "scored as" rank

USTFCCCA Non-Member

Non-Member Schools Will NOT be ranked, beginning Week 2



2018 Outdoor Track & Field, Preseason

Only those who score >0.01 pts are shown
D denotes multiple-event rule in affect

WOMEN

165



Tulsa

American Athletic Conference

Event	Scrd As	Athlete	Yr	Scored Mark	Date	Pl. Pts.	Bonus	TOTAL
-------	---------	---------	----	-------------	------	----------	-------	-------

Scored bests come from PRE-SEASON DATA

DISC	34	Cecilya JOHNSON	RS SO	53.41m	175-2	5/12/16	0.5	0.00	0.50
------	----	-----------------	-------	--------	-------	---------	-----	------	------

Team Total 0.50

167



Youngstown State

Horizon League

Event	Scrd As	Athlete	Yr	Scored Mark	Date	Pl. Pts.	Bonus	TOTAL
-------	---------	---------	----	-------------	------	----------	-------	-------

Scored bests come from PRE-SEASON DATA

SP	35	Jaynee CORBETT	SR	15.86m	52-½	5/12/17	0.45	0.00	0.45
----	----	----------------	----	--------	------	---------	------	------	------

Team Total 0.45

168



Drake

Missouri Valley Conference

Event	Scrd As	Athlete	Yr	Scored Mark	Date	Pl. Pts.	Bonus	TOTAL
-------	---------	---------	----	-------------	------	----------	-------	-------

Scored bests come from PRE-SEASON DATA

100H	36	Mary YOUNG	SR	13.30w		5/17/15	0.4	0.00	0.40
------	----	------------	----	--------	--	---------	-----	------	------

Team Total 0.40

168



Elon

Colonial Athletic Association

Event	Scrd As	Athlete	Yr	Scored Mark	Date	Pl. Pts.	Bonus	TOTAL
-------	---------	---------	----	-------------	------	----------	-------	-------

Scored bests come from PRE-SEASON DATA

DISC	36	Bryanna HAMES	SR	53.20m	174-6	5/27/17	0.4	0.00	0.40
------	----	---------------	----	--------	-------	---------	-----	------	------

Team Total 0.40

170



Sacramento State

Big Sky Conference

Event	Scrd As	Athlete	Yr	Scored Mark	Date	Pl. Pts.	Bonus	TOTAL
-------	---------	---------	----	-------------	------	----------	-------	-------

Scored bests come from PRE-SEASON DATA

HJ	39	Candice DOMINGUEZ	SR	1.79m	5-10½	5/10/17	0.275	0.00	0.28
----	----	-------------------	----	-------	-------	---------	-------	------	------

PV	47	Danielle BRANDON	SR	4.08m	13-4½	3/26/16	0.075	0.00	0.08
----	----	------------------	----	-------	-------	---------	-------	------	------

Team Total 0.35

171



Cal State Fullerton

Big West Conference

Event	Scrd As	Athlete	Yr	Scored Mark	Date	Pl. Pts.	Bonus	TOTAL
-------	---------	---------	----	-------------	------	----------	-------	-------

Scored bests come from PRE-SEASON DATA

PV	37	Bryn WILLIAMSON	SR	4.12m	13-6¼	5/12/17	0.35	0.00	0.35
----	----	-----------------	----	-------	-------	---------	------	------	------

Team Total 0.35

171



Nevada

Mountain West Conference


Event	Scrd As	Athlete	Yr	Scored Mark	Date	Pl. Pts.	Bonus	TOTAL
-------	---------	---------	----	-------------	------	----------	-------	-------

Scored bests come from PRE-SEASON DATA

Steeple	37	Cora GALLOP	JR	10:14.73		3/31/17	0.35	0.00	0.35
---------	----	-------------	----	----------	--	---------	------	------	------

Team Total 0.35

173



Norfolk State

Mid-Eastern Athletic Conference

Event	Scrd As	Athlete	Yr	Scored Mark	Date	Pl. Pts.	Bonus	TOTAL
-------	---------	---------	----	-------------	------	----------	-------	-------

Scored bests come from PRE-SEASON DATA

800m	40	Martha BISSAH	SO	2:06.05		4/29/17	0.25	0.10	0.35
------	----	---------------	----	---------	--	---------	------	------	------

Team Total 0.35

174



UMass

Atlantic 10 Conference

Event	Scrd As	Athlete	Yr	Scored Mark	Date	Pl. Pts.	Bonus	TOTAL
-------	---------	---------	----	-------------	------	----------	-------	-------

Scored bests come from PRE-SEASON DATA

800m	49	Heather MACLEAN	SR	2:06.45		5/9/15	0.025	0.00	0.03
------	----	-----------------	----	---------	--	--------	-------	------	------

1500	42	Heather MACLEAN	SR	4:19.19		4/21/17	0.2	0.06	0.26
------	----	-----------------	----	---------	--	---------	-----	------	------

Team Total 0.28

175



Bethune-Cookman

Mid-Eastern Athletic Conference

Event	Scrd As	Athlete	Yr	Scored Mark	Date	Pl. Pts.	Bonus	TOTAL
-------	---------	---------	----	-------------	------	----------	-------	-------

Scored bests come from PRE-SEASON DATA

HJ	39	Quamecha MORRISON	JR	1.79m	5-10½	5/27/17	0.275	0.00	0.28
----	----	-------------------	----	-------	-------	---------	-------	------	------

Team Total 0.28

"Scrd As", short for "Scored As", Standing used for place points portion of performance's score combining preseason data (when applied) to current season data

Numbers in BLACK are both the performance's actual NCAA rank AND "scored as" rank Numbers in RED indicate actual NCAA rank does not exist or is worse than "scored as" rank Numbers in BLUE indicate actual NCAA rank is better than "scored as" rank

USTFCCCA Non-Member

Non-Member Schools Will NOT be ranked, beginning Week 2



USTFCCCA NCAA Division I National Team Computer Rankings

2018 Outdoor Track & Field, Preseason

as of 3/20/2018 12:30:46 PM

Only those who score >0.01 pts are shown
D denotes multiple-event rule in affect

WOMEN

175



Idaho

Big Sky Conference

Event	Scrd As	Athlete	Yr	Scored Mark	Date	Pl. Pts.	Bonus	TOTAL
-------	---------	---------	----	-------------	------	----------	-------	-------

Scored bests come from PRE-SEASON DATA

▶ HJ	39	Katelyn PETERSON	RS SR	1.79m	5-10%	5/17/14	0.275	0.00	0.28
------	----	------------------	-------	-------	-------	---------	-------	------	------

Team Total 0.28

177



Appalachian State

Sun Belt Conference

Event	Scrd As	Athlete	Yr	Scored Mark	Date	Pl. Pts.	Bonus	TOTAL
-------	---------	---------	----	-------------	------	----------	-------	-------

Scored bests come from PRE-SEASON DATA

▶ TJ	40	Chelsey HARGRAVE	SR	12.82m	42-¾	4/28/17	0.25	0.00	0.25
------	----	------------------	----	--------	------	---------	------	------	------

Team Total 0.25

177



Marquette

BIG EAST Conference

Event	Scrd As	Athlete	Yr	Scored Mark	Date	Pl. Pts.	Bonus	TOTAL
-------	---------	---------	----	-------------	------	----------	-------	-------

Scored bests come from PRE-SEASON DATA

▶ HEPT	40	Monique FELIX	JR	5,287		4/12/17	0.25	0.00	0.25
--------	----	---------------	----	-------	--	---------	------	------	------

Team Total 0.25

179



Illinois State

Missouri Valley Conference

Event	Scrd As	Athlete	Yr	Scored Mark	Date	Pl. Pts.	Bonus	TOTAL
-------	---------	---------	----	-------------	------	----------	-------	-------

Scored bests come from PRE-SEASON DATA

▶ LJ	47	Amanda MCCLAIN	JR	6.20mw	20-4%	4/8/17	0.075	0.00	0.08
------	----	----------------	----	--------	-------	--------	-------	------	------

▶ SP	44	Brandy THOMAS	JR	15.68m	51-5%	5/12/17	0.15	0.00	0.15
------	----	---------------	----	--------	-------	---------	------	------	------

Team Total 0.23

180



Gardner-Webb

Big South Conference

Event	Scrd As	Athlete	Yr	Scored Mark	Date	Pl. Pts.	Bonus	TOTAL
-------	---------	---------	----	-------------	------	----------	-------	-------

Scored bests come from PRE-SEASON DATA

▶ HT	41	Natasha AKBARIZADEH	SR	60.26m	197-8	5/10/17	0.225	0.00	0.22
------	----	---------------------	----	--------	-------	---------	-------	------	------

Team Total 0.22

180



Lehigh

Patriot League

111

Event	Scrd As	Athlete	Yr	Scored Mark	Date	Pl. Pts.	Bonus	TOTAL
-------	---------	---------	----	-------------	------	----------	-------	-------

Scored bests come from PRE-SEASON DATA

▶ Steeple	41	Maura HENDERSON	JR	10:16.93		5/5/17	0.225	0.00	0.22
-----------	----	-----------------	----	----------	--	--------	-------	------	------

Team Total 0.22

180



VCU

Atlantic 10 Conference

Event	Scrd As	Athlete	Yr	Scored Mark	Date	Pl. Pts.	Bonus	TOTAL
-------	---------	---------	----	-------------	------	----------	-------	-------

Scored bests come from PRE-SEASON DATA

▶ 400H	41	Kara LYLES	SO	58.90		4/15/17	0.225	0.00	0.22
--------	----	------------	----	-------	--	---------	-------	------	------

Team Total 0.22

183



Northeastern

Colonial Athletic Association

Event	Scrd As	Athlete	Yr	Scored Mark	Date	Pl. Pts.	Bonus	TOTAL
-------	---------	---------	----	-------------	------	----------	-------	-------

Scored bests come from PRE-SEASON DATA

▶ Steeple	42	Lucy YOUNG	RS SR	10:17.05		5/18/14	0.2	0.00	0.20
-----------	----	------------	-------	----------	--	---------	-----	------	------

Team Total 0.20

184



Alabama State

Southwestern Athletic Conference


Event	Scrd As	Athlete	Yr	Scored Mark	Date	Pl. Pts.	Bonus	TOTAL
-------	---------	---------	----	-------------	------	----------	-------	-------

Scored bests come from PRE-SEASON DATA

▶ 800m	44	Tatiana ETIENNE	RS SR	2:06.25		5/15/16	0.15	0.04	0.19
--------	----	-----------------	-------	---------	--	---------	------	------	------

Team Total 0.19

185



Wyoming

Mountain West Conference

Event	Scrd As	Athlete	Yr	Scored Mark	Date	Pl. Pts.	Bonus	TOTAL
-------	---------	---------	----	-------------	------	----------	-------	-------

Scored bests come from PRE-SEASON DATA

▶ 100	53	Jerayah DAVIS	JR	11.41w		5/27/17		0.01	0.01
-------	----	---------------	----	--------	--	---------	--	------	------

▶ HT	43	Emelda MALM-ANNAN	JR	60.09m	197-1	5/10/17	0.175	0.00	0.17
------	----	-------------------	----	--------	-------	---------	-------	------	------

Team Total 0.19

"Scrd As", short for "Scored As", Standing used for place points portion of performance's score combining preseason data (when applied) to current season data

Numbers in BLACK are both the performance's actual NCAA rank AND "scored as" rank Numbers in RED indicate actual NCAA rank does not exist or is worse than "scored as" rank Numbers in BLUE indicate actual NCAA rank is better than "scored as" rank

USTFCCCA Non-Member

Non-Member Schools Will NOT be ranked, beginning Week 2



USTFCCCA NCAA Division I National Team Computer Rankings

2018 Outdoor Track & Field, Preseason

as of 3/20/2018 12:30:46 PM

Only those who score >0.01 pts are shown
D denotes multiple-event rule in affect

WOMEN

186



Incarnate Word

Southland Conference

Event	Scrd As	Athlete	Yr	Scored Mark	Date	Pl. Pts.	Bonus	TOTAL
-------	---------	---------	----	-------------	------	----------	-------	-------

Scored bests come from CURRENT season

► LJ	44	Sarea ALEXANDER	JR	6.22m	20-5 (1.8)	3/15/18	0.15	0.00	0.15
------	----	-----------------	----	-------	------------	---------	------	------	------

Team Total 0.15

186



Troy

Sun Belt Conference

Event	Scrd As	Athlete	Yr	Scored Mark	Date	Pl. Pts.	Bonus	TOTAL
-------	---------	---------	----	-------------	------	----------	-------	-------

Scored bests come from PRE-SEASON DATA

► DISC	44	Jaevyn WORTHAM	RS JR	52.96m	173-9	5/27/16	0.15	0.00	0.15
--------	----	----------------	-------	--------	-------	---------	------	------	------

Team Total 0.15

188



Boston College

Atlantic Coast Conference

Event	Scrd As	Athlete	Yr	Scored Mark	Date	Pl. Pts.	Bonus	TOTAL
-------	---------	---------	----	-------------	------	----------	-------	-------

Scored bests come from PRE-SEASON DATA

► 10k	46	Isabelle KENNEDY	SR	34:04.87	3/30/17	0.1	0.03	0.13
-------	----	------------------	----	----------	---------	-----	------	------

Team Total 0.13

189



Marist

Metro Atlantic Athletic Conference

Event	Scrd As	Athlete	Yr	Scored Mark	Date	Pl. Pts.	Bonus	TOTAL
-------	---------	---------	----	-------------	------	----------	-------	-------

Scored bests come from PRE-SEASON DATA

► 400H	45	Alexandra HERNANDEZ	RS JR	59.03	5/6/16	0.125	0.00	0.13
--------	----	---------------------	-------	-------	--------	-------	------	------

Team Total 0.13

190



Lipscomb

Atlantic Sun Conference

Event	Scrd As	Athlete	Yr	Scored Mark	Date	Pl. Pts.	Bonus	TOTAL
-------	---------	---------	----	-------------	------	----------	-------	-------

Scored bests come from PRE-SEASON DATA

► Steeple	48	Kacey KEMPER	SR	10:21.41	5/27/17	0.05	0.00	0.05
-----------	----	--------------	----	----------	---------	------	------	------

Team Total 0.05

190



SIUE

Ohio Valley Conference

Event	Scrd As	Athlete	Yr	Scored Mark	Date	Pl. Pts.	Bonus	TOTAL
-------	---------	---------	----	-------------	------	----------	-------	-------

Scored bests come from PRE-SEASON DATA

► TJ	48	Brittney GIBBS	JR	12.72m	41-8%	5/28/16	0.05	0.00	0.05
------	----	----------------	----	--------	-------	---------	------	------	------

Team Total 0.05

192



Southern Illinois

Missouri Valley Conference

130


Event	Scrd As	Athlete	Yr	Scored Mark	Date	Pl. Pts.	Bonus	TOTAL
-------	---------	---------	----	-------------	------	----------	-------	-------

Scored bests come from PRE-SEASON DATA

► 400	49	Chrissa HARRIS	RS SR	53.28	5/13/16	0.025	0.00	0.03
-------	----	----------------	-------	-------	---------	-------	------	------

Team Total 0.03

193



Temple

American Athletic Conference

Event	Scrd As	Athlete	Yr	Scored Mark	Date	Pl. Pts.	Bonus	TOTAL
-------	---------	---------	----	-------------	------	----------	-------	-------

Scored bests come from CURRENT season

► HJ	49	Aisha BROWN	FR	1.78m	5-10	3/15/18	0.025	0.00	0.03
------	----	-------------	----	-------	------	---------	-------	------	------

Team Total 0.03

193



Texas A&M-Corpus Christi

Southland Conference

Event	Scrd As	Athlete	Yr	Scored Mark	Date	Pl. Pts.	Bonus	TOTAL
-------	---------	---------	----	-------------	------	----------	-------	-------

Scored bests come from PRE-SEASON DATA

► HJ	49	Sashane HANSON	JR	1.78m	5-10	4/14/17	0.025	0.00	0.03
------	----	----------------	----	-------	------	---------	-------	------	------

Team Total 0.03

195



Penn

Ivy League

"Scrd As", short for "Scored As", Standing used for place points portion of performance's score combining preseason data (when applied) to current season data

Numbers in BLACK are both the performance's actual NCAA rank AND "scored as" rank Numbers in RED indicate actual NCAA rank does not exist or is worse than "scored as" rank Numbers in BLUE indicate actual NCAA rank is better than "scored as" rank

USTFCCCA Non-Member

Non-Member Schools Will NOT be ranked, beginning Week 2